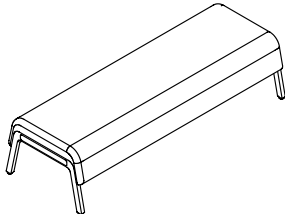


modular seating

# product map

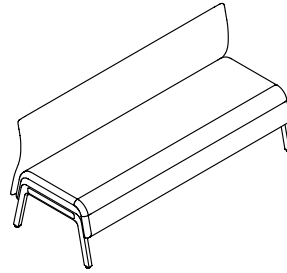
## **ZNQB Zones – Straight Upholstered Bench, No Back**

Page 480



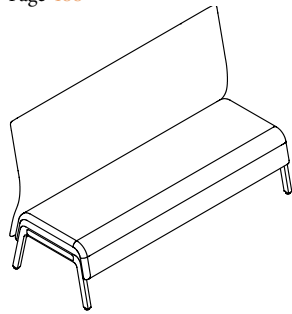
## **ZNQC Zones – Straight Upholstered Bench, Low Back**

Page 484



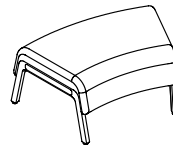
## **ZNQD Zones – Straight Upholstered Bench, High Back**

Page 488



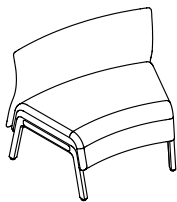
## **ZNQE Zones – 30° Concave Bench, No Back**

Page 492




## **ZNQF Zones – 30° Concave Bench, Low Back**

Page 493



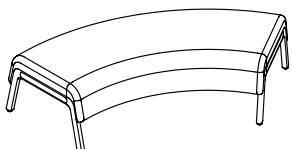
## **ZNQG Zones – 30° Concave Bench, High Back**

Page 494



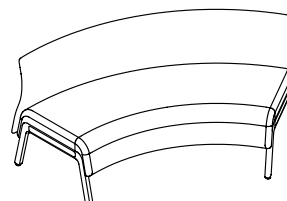
## **ZNQH Zones – 60° Concave Bench, No Back**

Page 498



## **ZNQI Zones – 60° Concave Bench, Low Back**

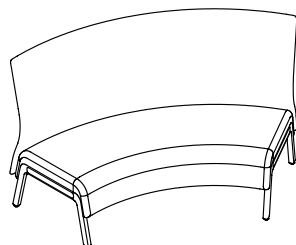
Page 499



## product map

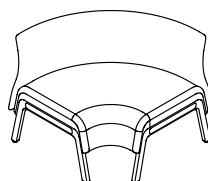
**ZNQJ Zones – 60° Concave Bench, High Back**

Page 500



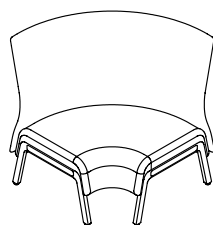
**ZNQL Zones – 90° Concave Bench, Low Back**

Page 504



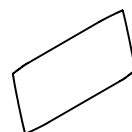
**ZNQM Zones – 90° Concave Bench, High Back**

Page 505



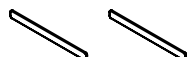
**ZNQP Zones – Pillow**

Page 507



**ZNQR Zones – Bench End Caps (Set of 2)**

Page 509



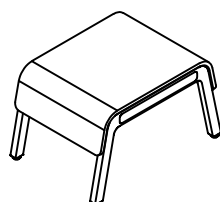
**ZNQS Zones – Add-On Tablet**

Page 515



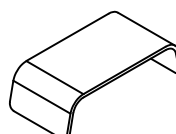
**ZNQT Zones – In-Line Table**

Page 517



**ZNQU Zones – End of Line Table**

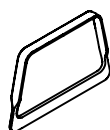
Page 519



## product map

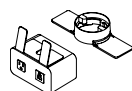
### **ZNQW Zones – Arm**

Page 521



### **ZNSQ Zones – Power Cube**

Page 524



## understanding zones modular seating

**Zones Modular Seating is a complete and cohesive collection of upholstered benches, tables, and accessories designed to create a soft residential look while performing for commercial applications.**

- All Standard Upholstery Fabrics will be applied Off-the-Bolt. (See Fabric Direction Guidelines page in the Textiles & Finishes + Materials section for more information)



### upholstered benches

A collection of straight and curved modular seating designed to go beyond the traditional requirements of lounge seating.

- Curved profile creates a soft domestic mood and enhanced back support
- Accommodates up to three people
- Based on a 24" wide planning module for efficient planning in architectural spaces
- Available in backless, low back and high back for various levels of support and privacy
- Optional electrical Power Cube mounts below the seat



### tables & tablets

Tables and Tablets add functionality to a Modular Seating configuration.

- In-Line Tables with optional Table Lamps provide an integrated surface with a profile that coordinates with the curved profile of the upholstered seat
- End-of-Line Table is cantilevered to the end of a run
- Add on tablets are fixed above seat level and are sized for personal or shared use
- Ledge Tables are sized to fit behind benches providing an elevated, tiered table solution



### accessories

Zones Modular accessories finish the details of a layout to create settings that cater to users functional needs and designers aesthetic visions.

Options include:

- Bench End Caps
- Arms (End of Run and Mid Run)
- Pillows

# understanding zones modular seating (continued)

The following family of Zones Modular Seating products can be combined together or with additional Zones furnishings.

- Designed to minimize complexity in specification and offering, while maximizing planning capabilities.
- This makes it easy to understand for quick, small projects yet comprehensive for larger installations.
- Benches are available in single and dual upholstery
- Power/Data is mounted is available in two options:
  - predetermined locations at time of order
  - ordered separately as a Power Cube and installed on site

## straight upholstered – no back



Straight Upholstered  
Bench – No back, Two  
Seat (ZNQB2NS)



Straight Upholstered  
Bench – No back, Three  
Seat (ZNQB3NS)

## straight upholstered – low back



Straight Upholstered  
Bench – Low back, Two  
Seat (ZNQC2NS)



Straight Upholstered  
Bench – Low back, Three  
Seat (ZNQC3NS)

## straight upholstered – high back



Straight Upholstered  
Bench – High back, Two  
Seat (ZNQD2NS)



Straight Upholstered  
Bench – High back, Three  
Seat (ZNQD3NS)

## 30° concave bench



30° Concave  
Bench – No Back  
(ZNQENS)



30° Concave  
Bench – Low Back  
(ZNQFNS)



30° Concave  
Bench – High Back  
(ZNQGNS)

## 60° concave bench



60° Concave  
Bench – No Back  
(ZNQHNS)



60° Concave  
Bench – Low Back  
(ZNQINS)



60° Concave  
Bench – High Back  
(ZNQJNS)

## 90° concave bench



90° Concave  
Bench – Low Back  
(ZNQLS)



90° Concave  
Bench – High Back  
(ZNQMS)

## tables and tablets



Add-On Tablet, End  
of Run – Personal  
(ZNQSE)



Add-On Tablet,  
Mid-Run – Personal  
(ZNQSM)



Add-On Tablet,  
Mid-Run – Shared  
(ZNQSS)



In-Line Table,  
No Cut out  
(ZNQTN)



In-Line Table,  
Cut out For Light  
(ZNQTY)



End of Line Table  
(ZNQU)

## accessories



Bench End Caps (Set of 2)  
(Specified separately)  
(ZNQR)



Arm, End of Run  
(ZNQWE)



Arm, Mid-Run  
(ZNQWM)



Power Cube  
(ZNSQ)



Pillow  
(ZNQPR)

## understanding zones modular seating (continued)

Unlimited configurations can be created with Zones Modular Seating that address the needs of today's work behaviors and planning scenarios.

- One layout can service different purposes to different users
- The need and the context within the space will help to define the appropriate solution

The following outlines typical zones that can be planned with Modular Seating.



### 1 paused activity zone

Traditional reception or lobby areas can take on a more casual 'resimercial' tone with Zones Modular Seating. There will always be a need for a destination that allows one to sit down and wait or take a short break.



### 2 digital and analog collaboration zone

Provides a contemporary and informal space where teams can meet for presentations and training.



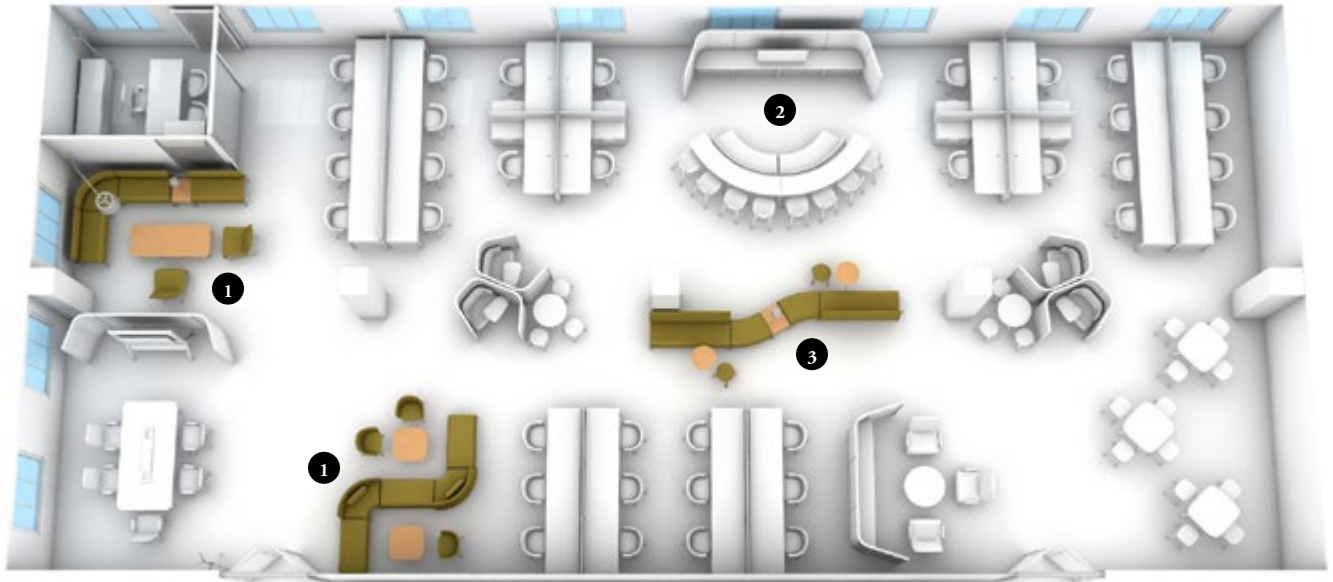
### 3 multi-activity zone

New hybrid spaces allow a small team meeting to occur outside of a traditional room, provide a touchdown space to work away from your desk or a gathering spot to share a moment with a colleague.

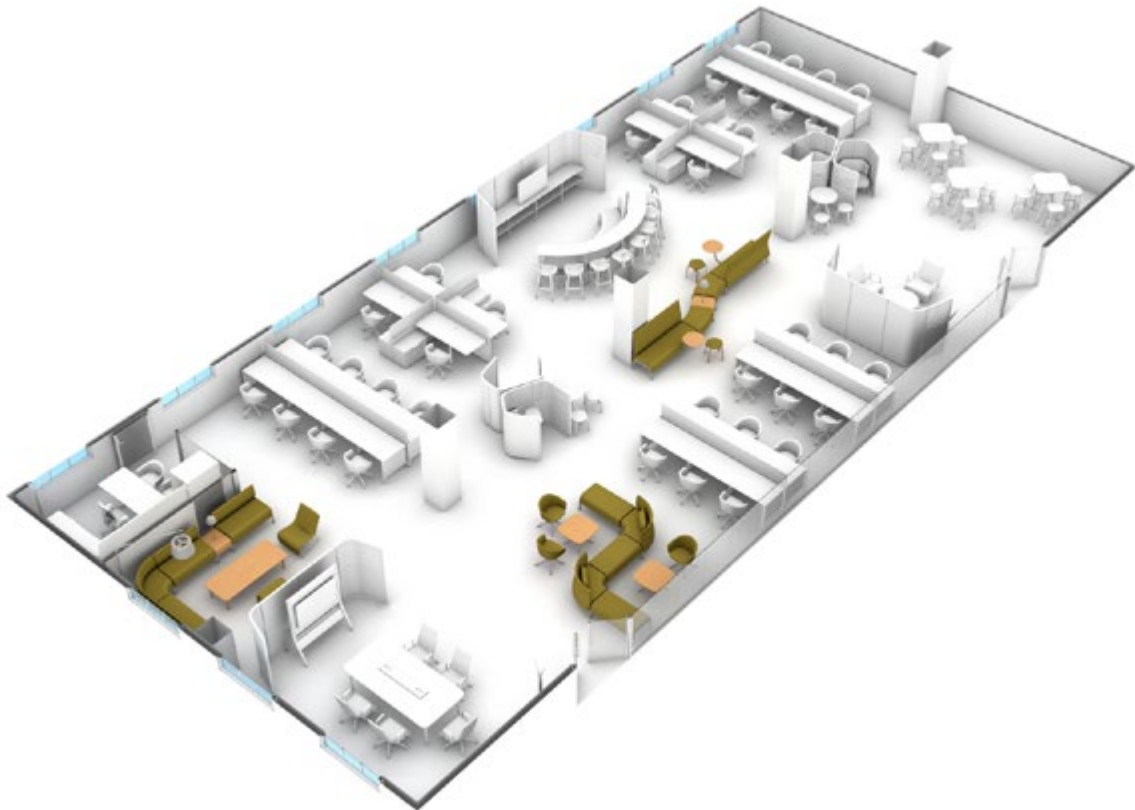
# understanding zones modular seating (continued)

Zones Modular Seating furthers the ability to "add a little, add a lot" to suit customer needs, workplace values, brand and style.

- 1 paused activity zone
- 2 digital and analog collaboration zone
- 3 multi-activity zone



To expand the planning opportunities further, incorporate individual furniture pieces such as Zones chairs, enclosures, screens, tables and lamps





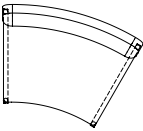
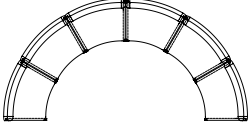
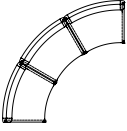
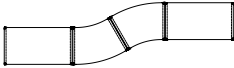
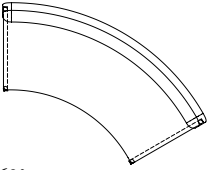
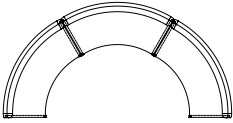
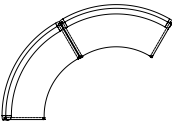
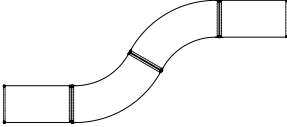
planning with zones modular seating

The following should be considered when planning with Zones Modular Seating.

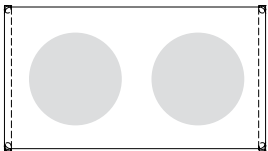
Zones Modular Seating is available:

- Straight
- Concave, 30° and 60°
- Corner, 90°


The following configurations are possible when using 30° and 60° concave benches.

concave bench	semi-circle	quad-circle	jog
 30°	 • 90 sq ft footprint • Six benches	 • 44 sq ft footprint • Three benches	 • 50 sq ft footprint • Four benches
 60°	 • 90 sq ft footprint • Three benches	 • 80 sq ft footprint • Two benches	 • 120 sq ft footprint • Four benches

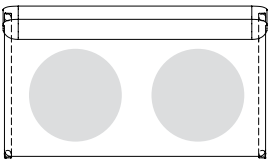
The following outlines the number of users that each seating unit can accommodate. The weight capacity of each bench is based on a maximum of 300 lbs per person (for example a three-seater is rated for three individuals each weighing no more than 300 lbs).



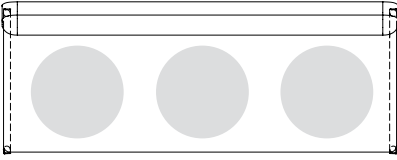
Straight Upholstered Bench – Two Seater (No Back)



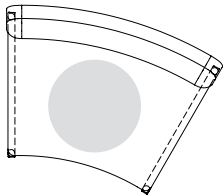
Straight Upholstered Bench – Three Seater (No Back)



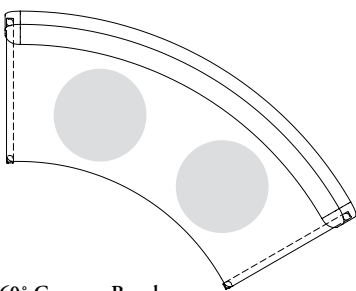
Straight Upholstered Bench – Two Seater



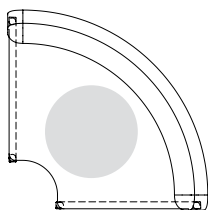
Straight Upholstered Bench – Three Seater



30° Concave Bench



60° Concave Bench



90° Concave Bench

# planning with zones modular seating (continued)

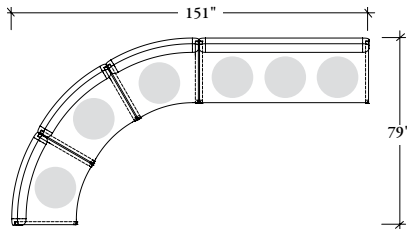
## curved modules: l-shape and j-shape

Planning with various angles and back heights can create many different, traditional and contemporary configurations,

- No back, 18" high is ideal for an open look and dual sided access
- Low back, 33" high is ideal when directionality is required but low sight lines are important
- High back, 44" high is ideal when additional privacy and separation of space is required

Various heights combined, and the addition of lamps, tables and lounge seating create a contemporary setting.

30°



Low Back – 30° Concave Benches with Straight Bench, Three Seater



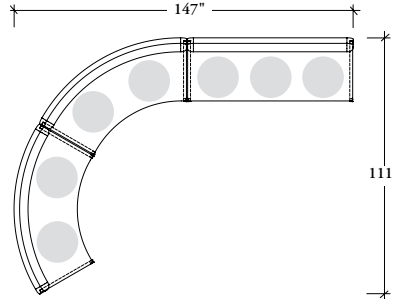
High Back – 30° Concave Benches with Straight Bench, Three Seater



High Back – 30° Concave Benches with Straight Bench, Three Seater

Zones Arc Floor Lamp with Round Lounge Workshop Table and Zones Sled Lounge Chair.

60°



Low Back - 60° Concave Benches with Straight Bench, Three Seater



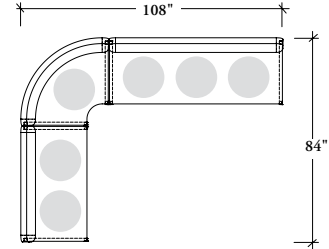
High Back - 60° Concave Benches with Straight Bench, Three Seater



High Back - 60° Concave Benches with Straight Bench, Three Seater

Zones Arc Floor Lamp with Round Lounge Workshop Table and Zones Sled Lounge Chair.

90°



Low Back - 90° Concave Bench with Straight Benches, Two and Three Seater



High Back - 90° Concave Bench with Straight Benches, Two and Three Seater



High Back - 90° Concave Bench with Straight Benches, Two and Three Seater

Zones Arc Floor Lamp with Rectangular Lounge Workshop Table and Zones Sled Lounge Chair.

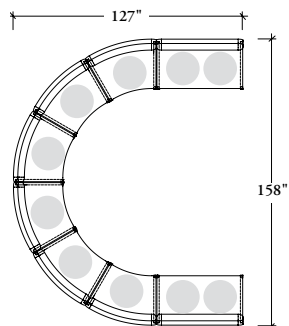
## planning with zones modular seating (continued)

### curved modules: u-shape

U-shaped configurations can be created using either 30° or 60° benches

- The 30° bench allows for delineation of each seat including finishes
- The 60° bench provides a clean, continuous solution with few legs

30°



Low Back – 30° Concave Benches with Straight Benches, Two Seater



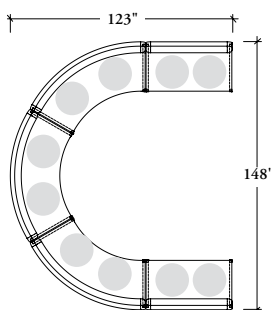
High Back – 30° Concave Benches with Straight Benches, Two Seater



High Back – 30° Concave Benches with Straight Benches, Two Seater

Zones Arc Floor Lamp with Round Lounge Workshop Table.

60°



Low Back - 60° Concave Benches with Straight Benches, Two Seater



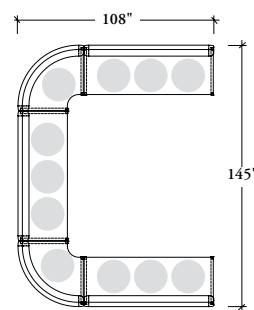
High Back - 60° Concave Benches with Straight Benches, Two Seater



High Back - 60° Concave Benches with Straight Benches, Two Seater

Zones Arc Floor Lamp with Round Lounge Workshop Table.

90°



Low Back - 90° Concave Bench with Straight Benches, Three Seater



High Back - 90° Concave Bench with Straight Benches, Three Seater



High Back - 90° Concave Bench with Straight Benches, Three Seater

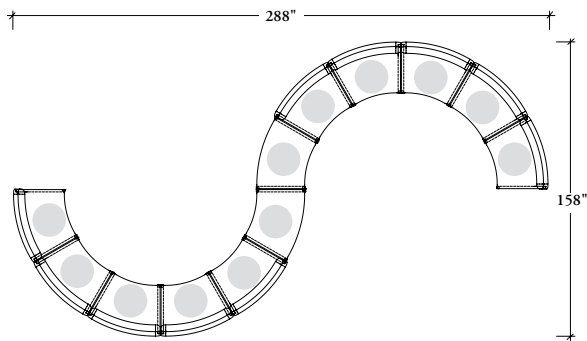
Zones Arc Floor Lamp with Square Lounge Workshop Table.

# planning with zones modular seating (continued)

## curved modules: s-shape

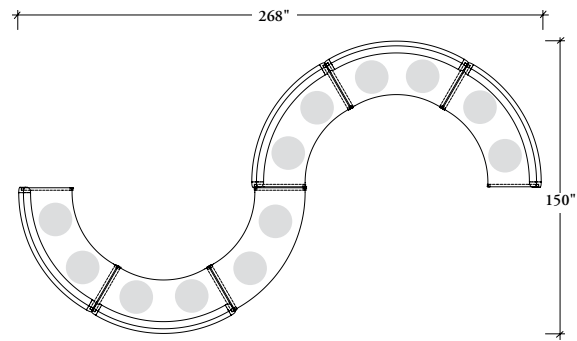
Fluid “S” curves can be created to allow for seating on both sides of a configuration by combining No Back, Low Back and High Back benches.

30°



Low Back – 30° Concave Benches

60°



Low Back - 60° Concave Benches



High Back – 30° Concave Benches



High Back - 60° Concave Benches



High Back – 30° Concave Benches with Zones Arc Floor Lamp with Round Lounge Workshop Tables and Zones Sled Lounge Chairs.

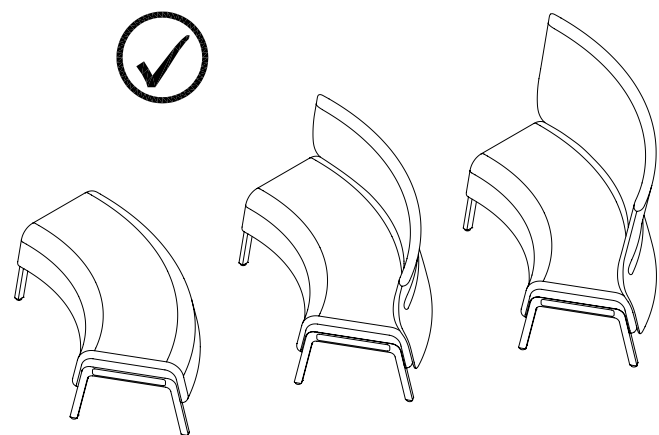


High Back - 60° Concave Benches with Zones Arc Floor Lamp with Round Lounge Workshop Tables and Zones Sled Lounge Chairs.


## planning with zones modular seating (continued)

- Modular seating can be either freestanding or ganged
- Each bench unit comes with one factory installed ganging device, allowing the units to be combined

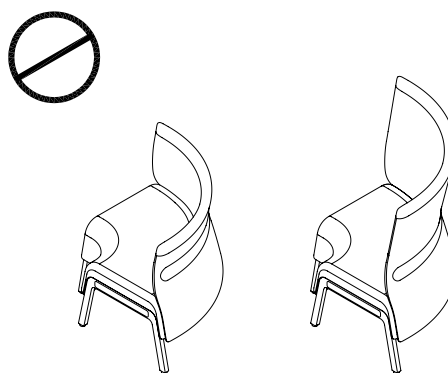
The following outlines the options available.



60° concave seating can be planned as freestanding units or ganged.



30° concave seating can only be planned so that it is ganged side by side with other seating units or tables.

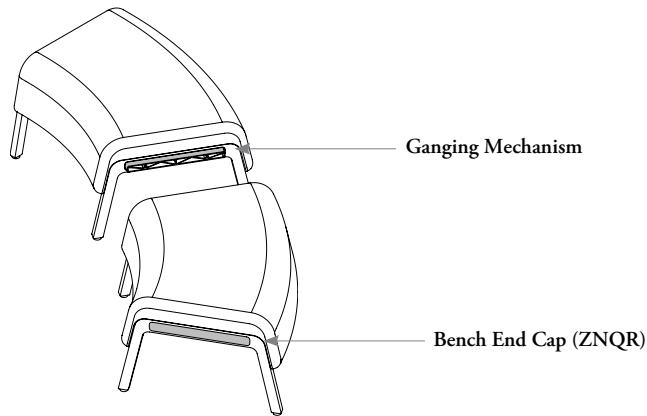


90° concave seating can only be planned so that it is ganged side by side with other seating units or tables.

## planning with zones modular seating (continued)

Zones Modular Seating is designed with a common linking method used between each bench and table.

- Each bench includes one non-handed ganging mechanism that comes factory installed on the left hand side and is removable on-site for ease of planning and reconfigurability
- At the end of a run, the ganging device is removed and covered with a Bench End Cap (ZNQR), which ensures that all fastenings are concealed

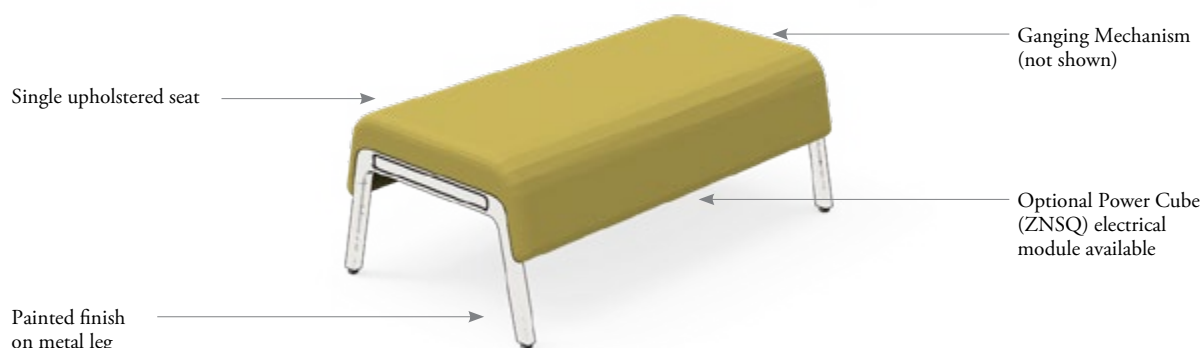


- Bench End Caps (ZNQR) must be ordered separately and come as a set of 2 with one end cap installed at the beginning and one at the end of the run
- When specifying an Add-on Tablet, End of Run (ZNQSE), End of Line Table (ZNQU) or an Arm, End of Run (ZNQWE), a Bench End Cap (ZNQR) is not required
- It is recommended that Bench End Caps (ZNQR) should be specified in the same finish as the benches frame finish

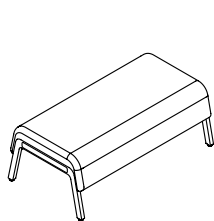
## zones straight upholstered bench, no back overview

Zones Modular Straight Upholstered Bench with no back is available as a Two Seater or Three Seater. The 18" height is ideal for providing multi-directional seating with open sight lines.

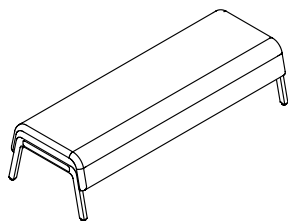
ZNQB2/ZNQB3



Zones Straight Upholstered  
Two Seater Bench, No Back (ZNQB2N)  
(shown)



Zones – Straight Upholstered  
Bench No Back, Two Seater  
(ZNQB2)



Zones – Straight Upholstered  
Bench No Back, Three Seater  
(ZNQB3)

The following finishes are available on Zones Modular Seating – No Back Benches:

**Base Finish:**

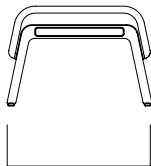
Foundation  
Mica  
Accent

# zones straight upholstered bench no back dimensions & material requirements

- For Conversion to Metric, multiply dimension by 25.4
- Zones modular seating benches with no back have been designed and tested for users weighing up to 300 lbs.
- Note that dimensions are per BIFMA CMD standards

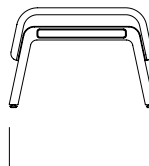
WEIGHT	
Bench, Two Seater	46 lbs
Bench, Three Seater	62 lbs

**straight upholstered bench  
no back, two Seater**

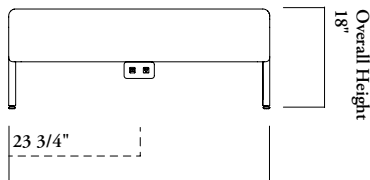


Overall Depth  
26 3/8"


**straight upholstered bench  
no back, three seater**



Overall Depth  
26 3/8"



Overall Width  
47 1/2"



Overall Width  
71 1/2"

## COM/COL Material Requirement

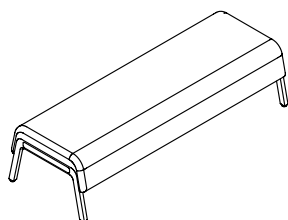
The pattern, repeat and directionality of fabric may increase the amount of yardage required. Leather quantities should always be rounded up to the next hide size, as yields vary from 60-80% and are affected by the quality, size and shape of the hide, and by the location and quantity of blemishes.

	SINGLE UPHOLSTERED	
	COM [yards]	COL [sq. ft]
Bench, No Back, Two Seater	2	27
Bench, No Back, Three Seater	2	33-3/4



## Z N Q B

### Zones – Straight Upholstered Bench, No Back



#### FEATURES

- Width options to accommodate two persons or three persons
- No Back Bench is unhandled when No Electrical Module is specified. Users may access the seat from both sides
- Includes one factory installed non-handed relocatable Ganging Mechanism, Zones – Bench End Cap (ZNQR) must be ordered separately if unit is positioned at the end of run
- 18" seat height
- Single Upholstered
- Painted finish on metal leg
- Ships fully assembled

#### EXTRAS

- Multi-use, non-marking Glides (no casters)
- When specified, electrical option (U) a single power cube is mounted on the front side only. For the Two Seat Bench, the electrical option is mounted under the centerline of the length of the bench to accommodate shared use. For the Three Seat Bench, the electrical option is mounted on the front face below the position between the first and second persons (inboard asymmetrical)
- The Power Cube is finished with a Very White frame and Soft Gris colored ports

#### NOTES

If additional electrical units are required, the Zones – Power Cube (ZNSQ) may be ordered separately and retrofitted on site anywhere below the seat's front waterfall edge.

#### PRODUCT OPTIONS

Size	Electrical Option (Power Cube)	Upholstery Style	Seat Upholstery Finish	Paint Finish on Metal Leg	Country of Installation
2 Two Seater	N No Electrical Module	S Single Upholstery	Fabric	Foundation	A Canada/USA
3 Three Seater	U Single-One Simplex and Two USB		Leather	Mica Accent	

#### SAMPLE ORDER CODE

ZNQB 2	U	S	E515	25	A
--------	---	---	------	----	---

#### STYLE

No Electrical Module  
Single-Single-One Simplex and Two USB

No Electrical Module  
Single-Single-One Simplex and Two USB

No Electrical Module  
Single-Single-One Simplex and Two USB

No Electrical Module  
Single-Single-One Simplex and Two USB

#### PRICING

TWO SEATER (2)									
Grade 1	COM/ Grade 2	COL/ Grade 3	Grade 4	Grade 5	Grade 6	Grade 7	Grade 8	Grade 9	Grade 10
2274	2306	2340	2358	2381	2402	2426	2450	2474	2501
2898	2931	2964	2982	3008	3028	3051	3074	3098	3126
Grade 11	Grade 12	Grade 13	Grade 14	Grade 15	Grade 16	Grade 17	Grade 18	Grade 19	Grade 20
2524	2546	2569	2593	2616	2639	2661	2707	2707	2731
3149	3173	3195	3218	3241	3264	3287	3333	3333	3356
THREE SEATER (3)									
Grade 1	COM/ Grade 2	COL/ Grade 3	Grade 4	Grade 5	Grade 6	Grade 7	Grade 8	Grade 9	Grade 10
2968	3001	3033	3052	3076	3097	3120	3145	3168	3195
3591	3625	3659	3677	3703	3720	3743	3768	3792	3820
Grade 11	Grade 12	Grade 13	Grade 14	Grade 15	Grade 16	Grade 17	Grade 18	Grade 19	Grade 20
3218	3241	3264	3287	3309	3333	3356	3401	3401	3424
3842	3865	3888	3912	3935	3957	3980	4026	4026	4048

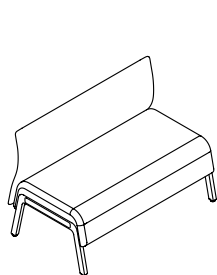

If Mica or Accent Leg Finish is specified, add 35



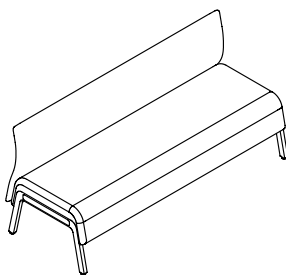
## zones straight upholstered bench, low back overview

Zones Modular Straight Upholstered Bench with low back is available as a Two Seater or Three Seater. The 33" back height provides support for your back while maintaining a more visually open space than a high back.

ZNQC2/ZNQC3



Zones – Straight Upholstered Bench Low Back, Two Seater (ZNQC2)



Zones – Straight Upholstered Bench Low Back Three Seater (ZNQC3)

The following finishes are available on Zones Modular Seating – Low Back Bench:

**Base Finish:**

Foundation  
Mica  
Accent

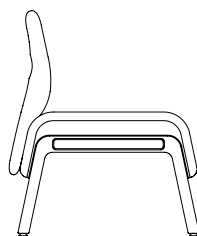
# zones straight upholstered bench, low back dimensions & material requirements

- For Conversion to Metric, multiply dimension by 25.4
- Zones modular seating benches with low back have been designed and tested for users weighing up to 300 lbs.
- Note that dimensions are per BIFMA CMD standards

## WEIGHT

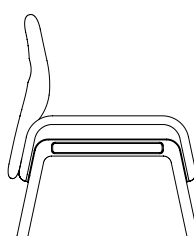
Bench Low Back, Two Seater	61 lbs
Bench Low Back, Three Seater	85 lbs

straight upholstered bench  
low back, two seater

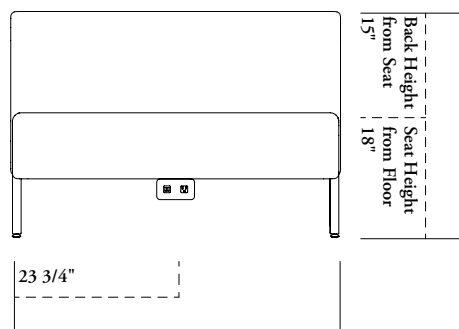


Overall Depth  
27 5/8"

straight upholstered bench  
low back, three seater



Overall Depth  
27 5/8"



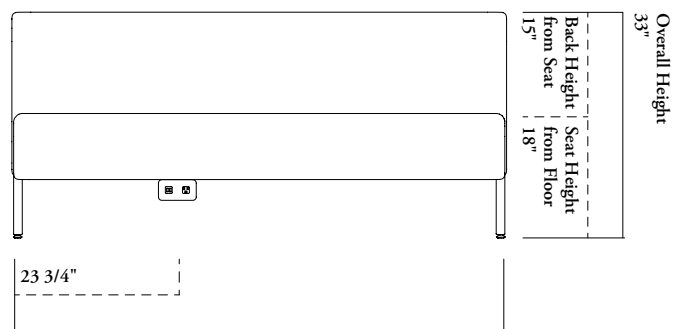
Overall Width  
47 1/2"

Overall Height  
33"

Back Height  
from Seat  
15"

Seat Height  
from Floor  
18"

23 3/4"



Overall Width  
71 1/2"

Overall Height  
33"

Back Height  
from Seat  
15"

Seat Height  
from Floor  
18"

23 3/4"

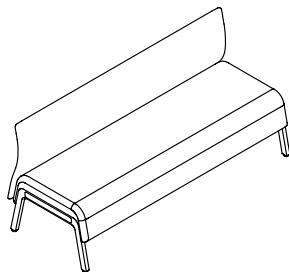
## COM/COL Material Requirement

The pattern, repeat and directionality of fabric may increase the amount of yardage required. Leather quantities should always be rounded up to the next hide size, as yields vary from 60-80% and are affected by the quality, size and shape of the hide, and by the location and quantity of blemishes.

	SINGLE UPHOLSTERED		DUAL UPHOLSTERY			
	COM [yards]	COL [sq. ft]	SEAT ONLY		BACK ONLY	
	COM [yards]	COL [sq. ft]	COM [yards]	COL [sq. ft]	COM [yards]	COL [sq. ft]
Bench, Low Back, Two Seater	4	54	2	27	2	27
Bench, Low Back, Three Seater	6	81	2-1/2	33-3/4	3-1/2	47-1/4

## Z N Q C

### Zones – Straight Upholstered Bench, Low Back



#### FEATURES

- Option of Two Seater or Three Seater. Low Back provides back support while maintaining a more visually open space
- Includes one factory installed non-handed relocatable Ganging Mechanism, Zones – Bench End Cap (ZNQR) must be ordered separately if unit is positioned at the end of run
- 18" seat height and 33" back height from floor
- Single or Dual Upholstery is available
- Painted finish on metal leg
- Ships fully assembled

#### EXTRAS

- Multi-use, non-marking Glides (no casters)
- When specified, electrical option (U) a single power cube is mounted on the front side only. For the Two Seat Bench, the electrical option is mounted under the centerline of the length of the bench to accommodate shared use. For the Three Seat Bench, the electrical option is mounted on the front face below the position between the first and second persons (inboard asymmetrical)
- The Power Cube is finished with a Very White frame and Soft Gris colored ports

#### NOTES

If additional electrical units are required, the Zones – Power Cube (ZNSQ) may be ordered separately and retrofitted on site anywhere below the seat's front waterfall edge.

#### PRODUCT OPTIONS

Size	Electrical Option (Power Cube)	Upholstery Style	Back Upholstery Finish	Seat Upholstery Finish	Paint Finish on Metal Leg	Country of Installation
2 Two Seater	N No Electrical Module	S Single Upholstery	Fabric	Fabric	Foundation	A Canada/USA
3 Three Seater	U Single-One Simplex and Two USB	D Dual Upholstery	Leather	Leather	Mica Accent	

#### SAMPLE ORDER CODE

ZNQC 2	U	S	E515	E515	25	A
--------	---	---	------	------	----	---

#### STYLE

No Electrical Module  
Single-One Simplex and Two USB

No Electrical Module  
Single-One Simplex and Two USB

No Electrical Module  
Single-One Simplex and Two USB

No Electrical Module  
Single-One Simplex and Two USB

#### PRICING

##### TWO SEATER (2)

Grade 1	COM/ Grade 2	COL/ Grade 3	Grade 4	Grade 5	Grade 6	Grade 7	Grade 8	Grade 9	Grade 10
3285	3338	3407	3452	3488	3528	3573	3618	3663	3718
3910	3965	4031	4076	4115	4152	4198	4242	4290	4343

Grade 11	Grade 12	Grade 13	Grade 14	Grade 15	Grade 16	Grade 17	Grade 18	Grade 19	Grade 20
3770	3822	3874	3925	3978	4030	4082	4133	4185	4237
4395	4447	4500	4552	4603	4655	4707	4759	4811	4863

##### THREE SEATER (3)

Grade 1	COM/ Grade 2	COL/ Grade 3	Grade 4	Grade 5	Grade 6	Grade 7	Grade 8	Grade 9	Grade 10
4258	4329	4417	4478	4529	4579	4641	4701	4763	4834
4881	4952	5041	5103	5153	5204	5265	5326	5386	5458

Grade 11	Grade 12	Grade 13	Grade 14	Grade 15	Grade 16	Grade 17	Grade 18	Grade 19	Grade 20
4886	4938	4989	5041	5094	5146	5197	5249	5301	5353
5510	5562	5614	5665	5718	5770	5822	5873	5925	5977

If Dual Upholstery is specified, add 245  
If Mica or Accent Leg Finish is specified, add 35


Grades 1-4 245  
Grades 5-9 340  
Grades 10-14 434  
Grades 15-19 528  
Grade 20 622



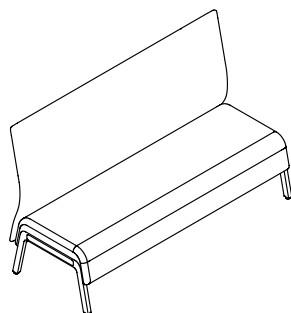
## zones straight upholstered bench, high back overview

Zones Modular Straight Upholstered Bench with high back is available as a Two Seater or Three Seater. The 44" back height provides more visual, acoustic and spatial privacy and support than the low back.

ZNQD2/ZNQD3



Zones – Straight Upholstered Bench, High Back, Two Seater (ZNQD2)



Zones – Straight Upholstered Bench, High Back Three Seater (ZNQD3)

The following finishes are available on Zones Modular Seating – High Back Bench:

**Base Finish:**

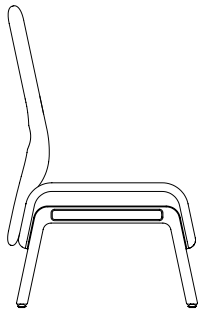
Foundation  
Mica  
Accent

# zones straight upholstered bench high back dimensions & material requirements

- For Conversion to Metric, multiply dimension by 25.4
- Zones modular seating benches with high back have been designed and tested for users weighing up to 300 lbs.
- Note that dimensions are per BIFMA CMD standards

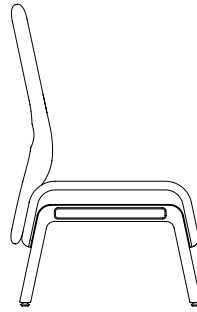
WEIGHT	
Bench High Back, Two Seater	67 lbs
Bench High Back, Three Seater	95 lbs

straight upholstered bench  
high back, two seater

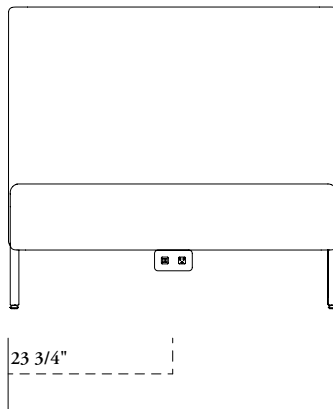


Overall Depth  
27 5/8"

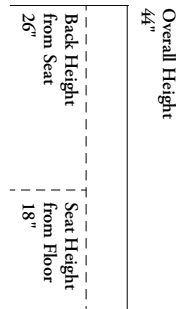
straight upholstered bench  
high back, three seater



Overall Depth  
27 5/8"



Overall Width  
47 1/2"



Overall Width  
71 1/2"

## COM/COL Material Requirement

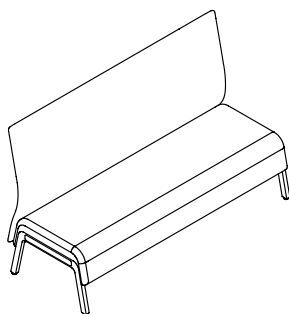
The pattern, repeat and directionality of fabric may increase the amount of yardage required. Leather quantities should always be rounded up to the next hide size, as yields vary from 60-80% and are affected by the quality, size and shape of the hide, and by the location and quantity of blemishes.

	SINGLE UPHOLSTERED		DUAL UPHOLSTERY			
	COM [yards]	COL [sq. ft]	SEAT ONLY		BACK ONLY	
	COM [yards]	COL [sq. ft]	COM [yards]	COL [sq. ft]	COM [yards]	COL [sq. ft]
Bench, High Back, Two Seater	5-1/2	74-1/4	2	27	3-1/2	47-1/4
Bench, High Back, Three Seater	7	94-1/2	2-1/2	33-3/4	4-1/2	60-3/4



## Z N Q D

### Zones – Straight Upholstered Bench, High Back



#### FEATURES

- Option of Two Seater or Three Seater
- High Back provides more visual, acoustic and spatial privacy than the Low Back
- Includes one factory installed non-handed relocatable Ganging Mechanism, Zones – Bench End Cap (ZNQR) must be ordered separately if unit is positioned at the end of run
- 18" seat height and 44" back height from floor
- Single or Dual Upholstery is available
- Painted finish on metal leg
- Ships fully assembled

#### EXTRAS

- Multi-use, non-marking Glides (no casters)
- When specified, electrical option (U) a single power cube is mounted on the front side only. For the Two Seat Bench, the electrical option is mounted under the centerline of the length of the bench to accommodate shared use. For the Three Seat Bench, the electrical option is mounted on the front face below the position between the first and second persons (inboard asymmetrical)
- The Power Cube is finished with a Very White frame and Soft Gris colored ports

#### NOTES

If additional electrical units are required, the Zones – Power Cube (ZNSQ) may be ordered separately and retrofitted on site anywhere below the seat's front waterfall edge.

#### PRODUCT OPTIONS

Size	Electrical Option (Power Cube)	Upholstery Style	Back Upholstery Finish	Seat Upholstery Finish	Paint Finish on Metal Leg	Country of Installation
2 Two Seater	N No Electrical Module	S Single Upholstery	Fabric	Fabric	Foundation	A Canada/USA
3 Three Seater	U Single-One Simplex and Two USB	D Dual Upholstery	Leather	Leather	Mica Accent	

#### SAMPLE ORDER CODE

ZNQD 2	U	S	E515	E515	25	A
--------	---	---	------	------	----	---

#### STYLE

No Electrical Module  
Single-One Simplex and Two USB

No Electrical Module  
Single-One Simplex and Two USB

No Electrical Module  
Single-One Simplex and Two USB

No Electrical Module  
Single-One Simplex and Two USB

#### PRICING

##### TWO SEATER (2)

Grade 1	COM/ Grade 2	COL/ Grade 3	Grade 4	Grade 5	Grade 6	Grade 7	Grade 8	Grade 9	Grade 10
3703	3783	3884	3952	4009	4066	4135	4206	4273	4357
4326	4409	4508	4577	4634	4690	4762	4829	4899	4980

Grade 11	Grade 12	Grade 13	Grade 14	Grade 15	Grade 16	Grade 17	Grade 18	Grade 19	Grade 20
4436	4514	4592	4671	4749	4828	4907	4985	5063	5142
5059	5136	5215	5294	5372	5451	5530	5607	5686	5765

##### THREE SEATER (3)

Grade 1	COM/ Grade 2	COL/ Grade 3	Grade 4	Grade 5	Grade 6	Grade 7	Grade 8	Grade 9	Grade 10
4812	4920	5054	5146	5220	5295	5386	5478	5570	5678
5437	5545	5678	5770	5844	5921	6011	6103	6193	6303

Grade 11	Grade 12	Grade 13	Grade 14	Grade 15	Grade 16	Grade 17	Grade 18	Grade 19	Grade 20
5756	5835	5914	5991	6070	6149	6227	6306	6385	6462
6382	6460	6539	6618	6696	6774	6853	6931	7010	7089

If Dual Upholstery is specified, add  
If Mica or Accent Leg Finish is specified, add 35

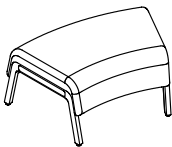

Grades 1-4 245  
Grades 5-9 340  
Grades 10-14 434  
Grades 15-19 528  
Grade 20 622




# zones 30° concave bench overview

Zones Modular 30° Upholstered Bench is available with 18" high with no back, 33" high, with a low back and 44" high with a high back. It is used to create a curved configuration and can accommodate one person.

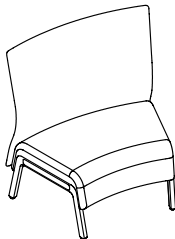
ZNQE/ZNQF/ZNQG



Zones – 30° Concave Bench No Back (ZNQE)



Zones – 30° Concave Bench Low Back (ZNQF)



Zones – 30° Concave Bench High Back (ZNQG)

The following finishes are available on Zones Modular Seating – 30° Concave Benches:

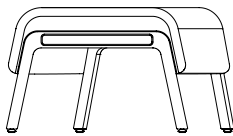
- Base Finish:**  
Foundation  
Mica  
Accent

# zones 30° concave bench dimensions & material requirements

- For Conversion to Metric, multiply dimension by 25.4
- Zones modular seating 30° Concave Benches have been designed and tested for users weighing up to 300 lbs.
- Note that dimensions are per BIFMA CMD standards

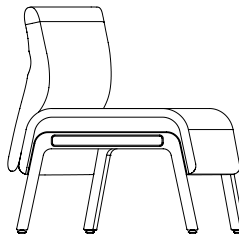
WEIGHT	
30° Concave Bench, No Back	40 lbs
30° Concave Bench, Low Back	52 lbs
30° Concave Bench, High Back	57 lbs

30° concave bench  
no back



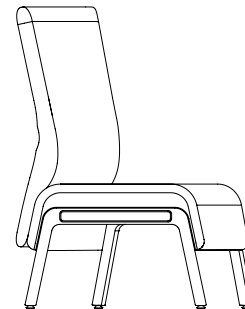
Overall Depth  
28"

30° concave bench  
low back




Overall Depth  
29 1/2"

30° concave bench  
high back

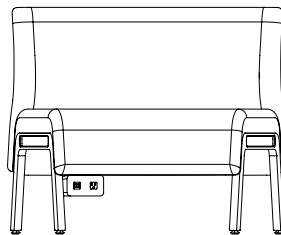


Overall Depth  
29 1/2"



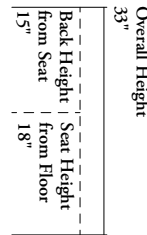
Overall Width  
39 3/4"

Optional Power Cube




Overall Width  
40 5/8"

Optional Power Cube

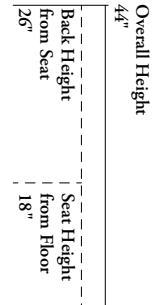


Overall Height  
33"  
Back Height from Seat  
15"  
Seat Height from Floor  
18"



Overall Width  
40 5/8"

Optional Power Cube



Overall Height  
44"  
Back Height from Seat  
26"  
Seat Height from Floor  
18"

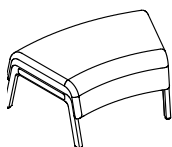
## COM/COL Material Requirement

The pattern, repeat and directionality of fabric may increase the amount of yardage required. Leather quantities should always be rounded up to the next hide size, as yields vary from 60-80% and are affected by the quality, size and shape of the hide, and by the location and quantity of blemishes.

	SINGLE UPHOLSTERED		DUAL UPHOLSTERY			
	COM [yards]	COL [sq. ft]	SEAT ONLY		BACK ONLY	
	COM [yards]	COL [sq. ft]	COM [yards]	COL [sq. ft]	COM [yards]	COL [sq. ft]
30° Concave Bench, No Back	1-1/2	20-1/4	n/a	n/a	n/a	n/a
30° Concave Bench, Low Back	3-1/2	47-1/4	1-1/2	20-1/4	2	27
30° Concave Bench, High Back	4	54	1-1/2	20-1/4	2-1/2	33-3/4

## Z N Q E

### Zones – 30° Concave Bench, No Back



#### FEATURES

- The 30° Concave Bench is used to create a curved configuration. This bench can accommodate one person
- No Back Bench can be accessed and used from both sides
- Includes one factory installed non-handed relocatable Ganging Mechanism, Zones – Bench End Cap (ZNQR) must be ordered separately if unit is positioned at the end of run
- 18" seat height
- Single Upholstered
- Painted finish on metal leg
- Ships fully assembled

#### EXTRAS

- Multi-use, non-marking Glides (no casters)
- When electrical option (U) is specified, a single power cube is mounted on the front side of the inside of the radius of the concave bench
- The Power Cube is finished with a Very White frame and Soft Gris colored ports

#### NOTES

If additional electrical units are required, the Zones – Power Cube (ZNSQ) may be ordered separately and retrofitted on site anywhere below the seat's front waterfall edge.

#### PRODUCT OPTIONS

Electrical Option (Power Cube)	Upholstery Style	Seat Upholstery Finish	Paint Finish on Metal Leg	Country of Installation
<b>N</b> No Electrical Module	<b>S</b> Single Upholstery	Fabric	Foundation	<b>A</b> Canada/USA
<b>U</b> Single-One Simplex and Two USB		Leather	Mica Accent	

#### SAMPLE ORDER CODE

<b>ZNQE U</b>	<b>S</b>	<b>E515</b>	<b>25</b>	<b>A</b>
---------------	----------	-------------	-----------	----------

#### STYLE

No Electrical Module

Single-One Simplex and Two USB

No Electrical Module

Single-One Simplex and Two USB

#### PRICING

Grade 1	COM/ Grade 2	COL/ Grade 3	Grade 4	Grade 5	Grade 6	Grade 7	Grade 8	Grade 9	Grade 10
2274	2301	2335	2358	2377	2397	2421	2445	2467	2495
2898	2926	2958	2982	3002	3022	3045	3069	3093	3120
Grade 11	Grade 12	Grade 13	Grade 14	Grade 15	Grade 16	Grade 17	Grade 18	Grade 19	Grade 20
2517	2540	2564	2587	2610	2632	2655	2678	2702	2724
3144	3167	3189	3212	3235	3258	3280	3304	3327	3350

If Mica or Accent Leg Finish is specified, add 35

**FEATURES**


- The 30° Concave Bench is used to create a curved configuration. This bench can accommodate one person
- Low Back provides back support while maintaining a more visually open space
- Includes one factory installed non-handed relocatable Ganging Mechanism, Zones – Bench End Cap (ZNQR) must be ordered separately if unit is positioned at the end of run
- 18" seat height and 33" back height from floor
- Single or Dual Upholstery is available
- Painted finish on metal leg
- Ships fully assembled

**EXTRAS**

- Multi-use, non-marking Glides (no casters)
- When electrical option (U) is specified, a single power cube is mounted on the front side of the inside of the radius of the concave bench
- The Power Cube is finished with a Very White frame and Soft Gris colored ports

**NOTES**

If additional electrical units are required, the Zones – Power Cube (ZNSQ) may be ordered separately and retrofitted on site anywhere below the seat's front waterfall edge.



## ZNQF

### Zones – 30° Concave Bench, Low Back

**PRODUCT OPTIONS**

Electrical Option (Power Cube)	Upholstery Style	Back Upholstery Finish	Seat Upholstery Finish	Paint Finish on Metal Leg	Country of Installation
<b>N</b> No Electrical Module	<b>S</b> Single Upholstery	Fabric	Fabric	Foundation	<b>A</b> Canada/USA
<b>U</b> Single-One Simplex and Two USB	<b>D</b> Dual Upholstery	Leather	Leather	Mica Accent	

**SAMPLE ORDER CODE**

<b>ZNQF U</b>	<b>S</b>	<b>E515</b>	<b>E515</b>	<b>25</b>	<b>A</b>
---------------	----------	-------------	-------------	-----------	----------

**STYLE**

No Electrical Module
Single-One Simplex and Two USB
No Electrical Module
Single-One Simplex and Two USB

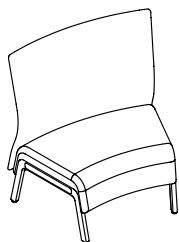
**PRICING**

Grade 1	COM/ Grade 2	COL/ Grade 3	Grade 4	Grade 5	Grade 6	Grade 7	Grade 8	Grade 9	Grade 10
3400	3454	3522	3566	3604	3642	3686	3734	3779	3833
4026	4081	4146	4190	4231	4266	4313	4358	4406	4459
Grade 11	Grade 12	Grade 13	Grade 14	Grade 15	Grade 16	Grade 17	Grade 18	Grade 19	Grade 20
3878	3922	3967	4011	4057	4101	4146	4190	4235	4279
4504	4548	4594	4638	4683	4728	4772	4817	4862	4907

If Dual Upholstery is specified, add	Grades 1-4 245	Grades 5-9 340	Grades 10-14 434	Grades 15-19 528	Grade 20 622
If Mica or Accent Leg Finish is specified, add	35				

## Z N Q G

### Zones – 30° Concave Bench, High Back



#### FEATURES

- The 30° Concave Bench is used to create a curved configuration. This bench can accommodate one person
- High Back provides more visual, acoustic and spatial privacy than the Low Back
- Includes one factory installed non-handed relocatable Ganging Mechanism, Zones – Bench End Cap (ZNQR) must be ordered separately if unit is positioned at the end of run
- 18" seat height and 44" back height from floor
- Single or Dual Upholstery is available
- Painted finish on metal leg
- Ships fully assembled

#### EXTRAS

- Multi-use, non-marking Glides (no casters)
- When electrical option (U) is specified, a single power cube is mounted on the front side of the inside of the radius of the concave bench
- The Power Cube is finished with a Very White frame and Soft Gris colored ports

#### NOTES

If additional electrical units are required, the Zones – Power Cube (ZNSQ) may be ordered separately and retrofitted on site anywhere below the seat's front waterfall edge.

#### PRODUCT OPTIONS

Electrical Option (Power Cube)	Upholstery Style	Back Upholstery Finish	Seat Upholstery Finish	Paint Finish on Metal Leg	Country of Installation
<b>N</b> No Electrical Module	<b>S</b> Single Upholstery	Fabric	Fabric	Foundation	<b>A</b> Canada/USA
<b>U</b> Single-One Simplex and Two USB	<b>D</b> Dual Upholstery	Leather	Leather	Mica Accent	

#### SAMPLE ORDER CODE

<b>ZNQG U</b>	<b>S</b>	<b>E515</b>	<b>E515</b>	<b>25</b>	<b>A</b>
---------------	----------	-------------	-------------	-----------	----------

#### STYLE

No Electrical Module  
Single-One Simplex and Two USB

No Electrical Module  
Single-One Simplex and Two USB

#### PRICING

Grade 1	COM/ Grade 2	COL/ Grade 3	Grade 4	Grade 5	Grade 6	Grade 7	Grade 8	Grade 9	Grade 10
4234	4305	4393	4454	4505	4556	4617	4677	4739	4811
4858	4929	5018	5078	5128	5179	5241	5301	5363	5435
Grade 11	Grade 12	Grade 13	Grade 14	Grade 15	Grade 16	Grade 17	Grade 18	Grade 19	Grade 20
3878	3922	3967	4011	4057	4101	4146	4190	4235	4279
4504	4548	4594	4638	4683	4728	4772	4817	4862	4907

If Dual Upholstery is specified, add  
245  
If Mica or Accent Leg Finish is specified, add 35

Grades 1-4  
245  
Grades 5-9  
340  
Grades 10-14  
434  
Grades 15-19  
528  
Grade 20  
622

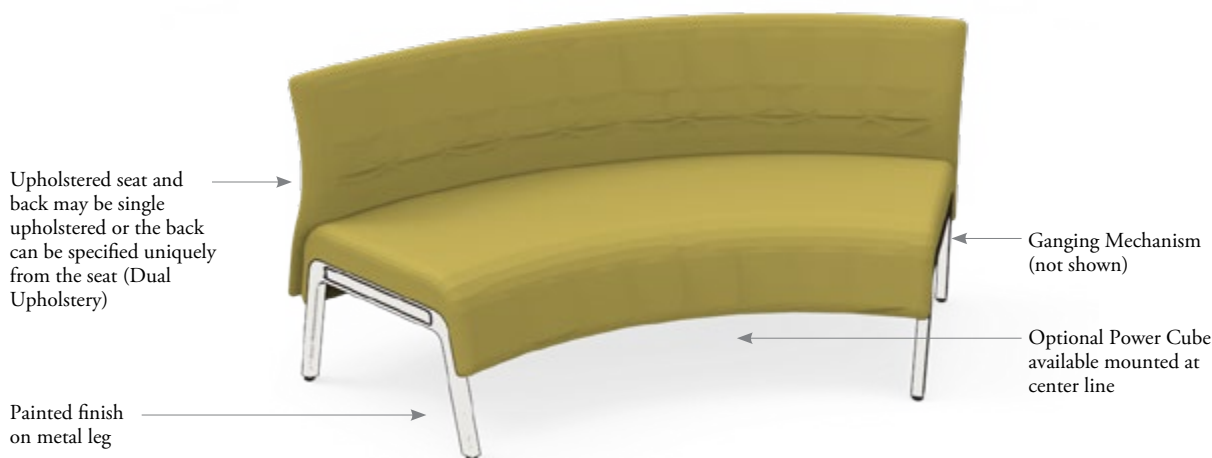




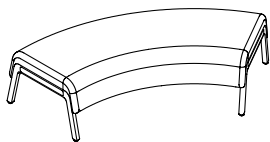
## zones 60° concave bench overview

Zones Modular 60° Upholstered Bench is available with no back, low back and high back. It is used to create a curved configuration and can accommodate up to two persons.

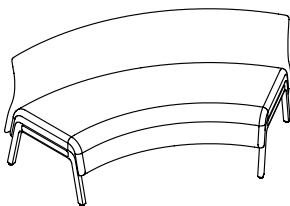
ZNQH/ZNQI/ZNQJ



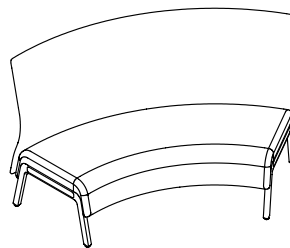
Zones – 60° Upholstered Bench, Low Back (ZNQI)  
(shown)



Zones – 60° Upholstered Bench No Back  
(ZNQH)



Zones – 60° Upholstered Bench Low Back  
(ZNQI)



Zones – 60° Upholstered Bench High Back  
(ZNQJ)

The following finishes are available on Zones Modular Seating – 60° Concave Benches:

**Base Finish:**

Foundation  
Mica  
Accent

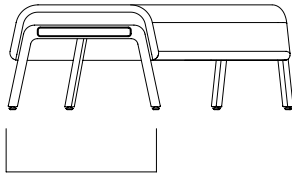
# zones 60° concave bench dimensions & material requirements

- For Conversion to Metric, multiply dimension by 25.4
- Zones modular seating 60° Concave Benches have been designed and tested for users weighing up to 300 lbs.
- Note that dimensions are per BIFMA CMD standards

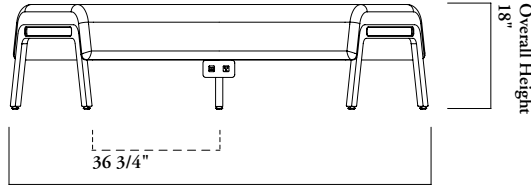
## WEIGHT

60° Concave Bench, No Back	67 lbs
60° Concave Bench, Low Back	91 lbs
60° Concave Bench, High Back	102 lbs

### 60° upholstered bench no back

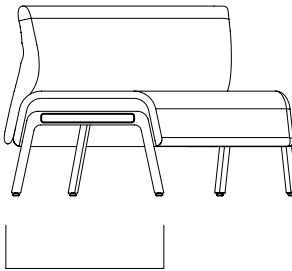


Overall Depth  
32 3/4"

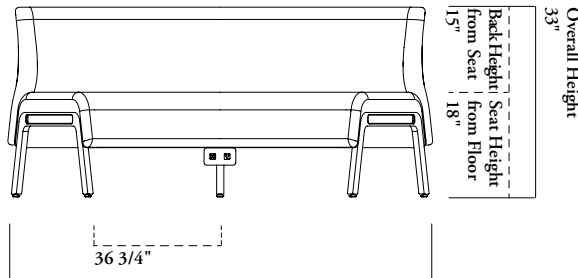


Overall Width  
72 3/8"

### 60° upholstered bench low back




Overall Depth  
34 3/8"

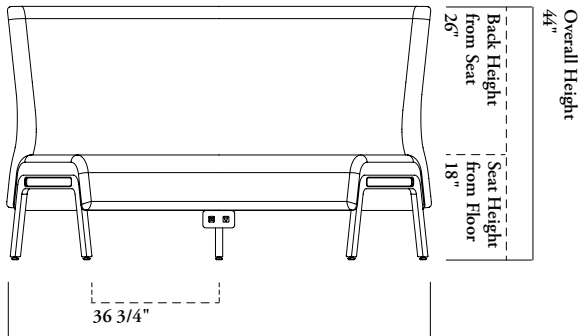


Overall Width  
73 1/2"

### 60° upholstered bench high back



Overall Depth  
34 3/8"



Overall Width  
73 1/2"

## COM/COL Material Requirement

The pattern, repeat and directionality of fabric may increase the amount of yardage required. Leather quantities should always be rounded up to the next hide size, as yields vary from 60-80% and are affected by the quality, size and shape of the hide, and by the location and quantity of blemishes.

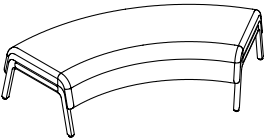
### SINGLE UPHOLSTERED

	COM [yards]	COL [sq. ft]
60° Concave Bench, No Back	3	40-1/2
60° Concave Bench, Low Back	6-1/2	87-3/4
60° Concave Bench, High Back	7-1/2	101-1/4

### DUAL UPHOLSTERY

SEAT ONLY		BACK ONLY	
COM [yards]	COL [sq. ft]	COM [yards]	COL [sq. ft]
3	40-1/2	n/a	n/a
3	40-1/2	3-1/2	47-1/4
3	40-1/2	4-1/2	60-3/4

**ZNQH**  
**Zones – 60° Concave Bench,**  
**No Back**



- FEATURES**
- The 60° Concave Bench is used to create a curved configuration. This bench can accommodate up to two persons
  - No Back Bench can be accessed and used from both sides
  - Includes one factory installed non-handed relocatable Ganging Mechanism, Zones – Bench End Cap (ZNQR) must be ordered separately if unit is positioned at the end of run
  - 18" seat height
  - Single Upholstered
  - Painted finish on metal leg
  - Ships fully assembled

- EXTRAS**
- Multi-use, non-marking Glides (no casters)
  - When electrical option (U) is specified, a single power cube is mounted on the front side of the inside of the radius of the concave bench
  - The Power Cube is finished with a Very White frame and Soft Gris colored ports

**NOTES**  
If additional electrical units are required, the Zones – Power Cube (ZNSQ) may be ordered separately and retrofitted on site on the center line below the seat's front waterfall edge.

**PRODUCT OPTIONS**

Electrical Option (Power Cube)	Upholstery Style	Seat Upholstery Finish	Paint Finish on Metal Leg	Country of Installation
<b>N</b> No Electrical Module <b>U</b> Single-One Simplex and Two USB	<b>S</b> Single Upholstery	Fabric Leather	Foundation Mica Accent	<b>A</b> Canada/USA

**SAMPLE ORDER CODE**

<b>ZNQH U</b>	<b>S</b>	<b>E515</b>	<b>25</b>	<b>A</b>
---------------	----------	-------------	-----------	----------

**STYLE**

No Electrical Module
Single-One Simplex and Two USB

**PRICING**

Grade 1	COM/ Grade 2	COL/ Grade 3	Grade 4	Grade 5	Grade 6	Grade 7	Grade 8	Grade 9	Grade 10
3158	3204	3258	3298	3329	3361	3400	3439	3478	3525
3782	3828	3884	3921	3953	3986	4026	4063	4103	4148

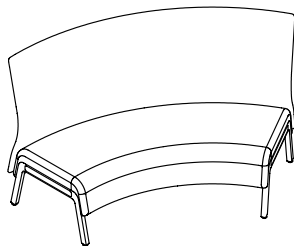
Grade 11	Grade 12	Grade 13	Grade 14	Grade 15	Grade 16	Grade 17	Grade 18	Grade 19	Grade 20
3562	3599	3637	3675	3712	3749	3787	3825	3862	3899
4185	4222	4261	4298	4335	4372	4410	4447	4485	4523

If Mica or Accent Leg Finish is specified, add 35



## Z N Q J

### Zones – 60° Concave Bench, High Back



#### FEATURES

- The 60° Concave Bench is used to create a curved configuration. This bench can accommodate up to two persons
- High Back provides more visual, acoustic and spatial privacy than the Low Back
- Includes one factory installed non-handed relocatable Ganging Mechanism, Zones – Bench End Cap (ZNQR) must be ordered separately if unit is positioned at the end of run
- 18" seat height and 44" back height from floor
- Single or Dual Upholstery is available
- Painted finish on metal leg
- Ships fully assembled

#### EXTRAS

- Multi-use, non-marking Glides (no casters)
- When electrical option (U) is specified, a single power cube is mounted on the front side of the inside of the radius of the concave bench
- The Power Cube is finished with a Very White frame and Soft Gris colored ports

#### NOTES

If additional electrical units are required, the Zones – Power Cube (ZNSQ) may be ordered separately and retrofitted on site on the center line below the seat's front waterfall edge.

#### PRODUCT OPTIONS

Electrical Option (Power Cube)	Upholstery Style	Back Upholstery Finish	Seat Upholstery Finish	Paint Finish on Metal Leg	Country of Installation
<b>N</b> No Electrical Module	<b>S</b> Single Upholstery	Fabric	Fabric	Foundation	<b>A</b> Canada/USA
<b>U</b> Single-One Simplex and Two USB	<b>D</b> Dual Upholstery	Leather	Leather	Mica Accent	

#### SAMPLE ORDER CODE

<b>ZNQJ U</b>	<b>S</b>	<b>E515</b>	<b>E515</b>	<b>25</b>	<b>A</b>
---------------	----------	-------------	-------------	-----------	----------

#### STYLE

No Electrical Module  
Single-One Simplex and Two USB

#### PRICING

Grade 1	COM/ Grade 2	COL/ Grade 3	Grade 4	Grade 5	Grade 6	Grade 7	Grade 8	Grade 9	Grade 10
4823	4949	5104	5212	5299	5386	5494	5600	5707	5834
5447	5574	5729	5836	5924	6011	6118	6225	6332	6458
Grade 11	Grade 12	Grade 13	Grade 14	Grade 15	Grade 16	Grade 17	Grade 18	Grade 19	Grade 20
5938	6041	6146	6249	6353	6457	6561	6664	6769	6872
6562	6665	6770	6873	6977	7081	7185	7288	7393	7497

If Dual Upholstery is specified, add  
245  
If Mica or Accent Leg Finish is specified, add 35

Grades 1-4  
245  
Grades 5-9  
404  
Grades 10-14  
561  
Grades 15-19  
719  
Grade 20  
878



## zones 90° concave bench overview

Zones Modular 90° Upholstered Bench is available with a low and high back. It is used to fill the corner space and transition to a perpendicular bench. It seats one person.

ZNQL/ZNQM

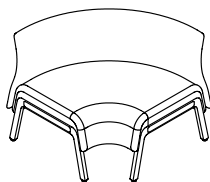
Upholstered seat and back may be single upholstered or the back can be specified uniquely from the seat (Dual Upholstery)

Painted finish on metal leg

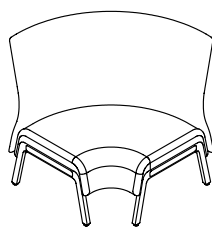
Ganging Mechanism (not shown)



Zones – 90° Concave Bench, Low Back(ZNQL)  
(shown)



Zones – 90° Concave Bench Low Back  
(ZNQL)



Zones – 90° Concave Bench High Back  
(ZNQM)

The following finishes are available on Zones Modular Seating – 90° Concave Benches:

**Base Finish:**

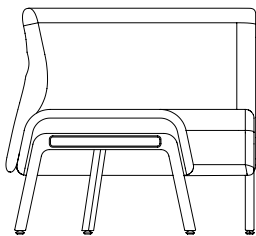
Foundation  
Mica  
Accent

# zones 90° concave bench dimensions & material requirements

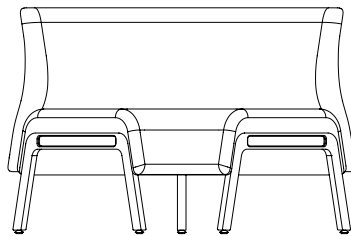
- For Conversion to Metric, multiply dimension by 25.4
- Zones modular seating 90° Concave Benches have been designed and tested for users weighing up to 300 lbs.
- Note that dimensions are per BIFMA CMD standards

WEIGHT	
90° Concave Bench, Low Back	84 lbs
90° Concave Bench, High Back	91 lbs


## 90° concave bench low back




Overall Depth  
40"



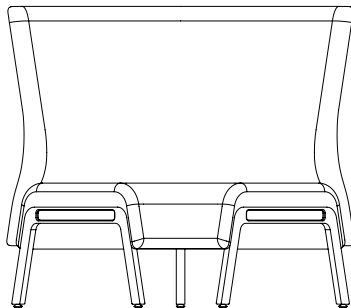
Overall Width  
50 1/2"



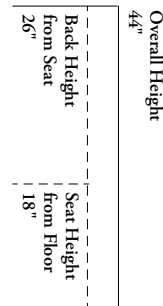
## 90° concave bench high back



Overall Depth  
40"



Overall Width  
50 1/2"



## COM/COL Material Requirement

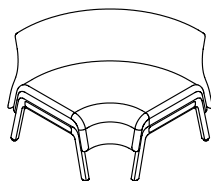
The pattern, repeat and directionality of fabric may increase the amount of yardage required. Leather quantities should always be rounded up to the next hide size, as yields vary from 60-80% and are affected by the quality, size and shape of the hide, and by the location and quantity of blemishes.

	SINGLE UPHOLSTERED		DUAL UPHOLSTERY			
	COM [yards]	COL [sq. ft]	SEAT ONLY		BACK ONLY	
	COM [yards]	COL [sq. ft]	COM [yards]	COL [sq. ft]	COM [yards]	COL [sq. ft]
90° Concave Bench, Low Back	6	81	2-1/2	33-3/4	3-1/2	47-1/4
90° Concave Bench, High Back	7	94-1/2	2-1/2	33-3/4	4-1/2	60-3/4



## Z N Q L

### Zones – 90° Concave Bench, Low Back



#### FEATURES

- The 90° Concave Bench is unit used to fill the corner space and transition to a perpendicular bench. It seats one person
- Low Back provides back support while maintaining a more visually open space
- Includes one factory installed non-handed relocatable Ganging Mechanism, Zones – Bench End Cap (ZNQR) must be ordered separately if unit is positioned at the end of run
- 18" seat height and 33" back height from floor
- Single or Dual Upholstery is available
- Painted finish on metal leg
- Ships fully assembled

#### EXTRAS

- Multi-use, non-marking Glides (no casters)
- Power Cube not offered on this bench

#### PRODUCT OPTIONS

Upholstery Style	Back Upholstery Finish	Seat Upholstery Finish	Paint Finish on Metal Leg	Country of Installation
<b>S</b> Single Upholstery	Fabric	Fabric	Foundation	<b>A</b> Canada/USA
<b>D</b> Dual Upholstery	Leather	Leather	Mica Accent	

#### SAMPLE ORDER CODE

<b>ZNQL S</b>	<b>E515</b>	<b>E515</b>	<b>25</b>	<b>A</b>
---------------	-------------	-------------	-----------	----------

#### PRICING

Grade 1	COM/ Grade 2	COL/ Grade 3	Grade 4	Grade 5	Grade 6	Grade 7	Grade 8	Grade 9	Grade 10
3609	3674	3750	3804	3850	3892	3946	4002	4057	4119
Grade 11	Grade 12	Grade 13	Grade 14	Grade 15	Grade 16	Grade 17	Grade 18	Grade 19	Grade 20
4173	4225	4278	4331	4385	4438	4490	4544	4597	4650

If Dual Upholstery is specified, add	Grades 1-4 245	Grades 5-9 340	Grades 10-14 434	Grades 15-19 528	Grade 20 622
If Mica or Accent Leg Finish is specified, add 35					

**FEATURES**

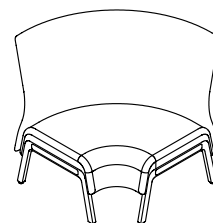
- The 90° Concave Bench is unit used to fill the corner space and transition to a perpendicular bench. It seats one person
- High Back provides more visual, acoustic and spatial privacy than the Low Back
- Includes one factory installed non-handed relocatable Ganging Mechanism, Zones – Bench End Cap (ZNQR) must be ordered separately if unit is positioned at the end of run
- 18" seat height and 44" back height from floor
- Single or Dual Upholstery is available
- Painted finish on metal leg
- Ships fully assembled

**EXTRAS**

- Multi-use, non-marking Glides (no casters)
- Power Cube not offered on this bench

## Z N Q M

### Zones – 90° Concave Bench, High Back

**PRODUCT OPTIONS**

Upholstery Style	Back Upholstery Finish	Seat Upholstery Finish	Paint Finish on Metal Leg
<b>S</b> Single Upholstery	Fabric	Fabric	Foundation
<b>D</b> Dual Upholstery	Leather	Leather	Mica Accent

**SAMPLE ORDER CODE**

<b>ZNQM S</b>	<b>E515</b>	<b>E515</b>	<b>25</b>
---------------	-------------	-------------	-----------

**PRICING**

Grade 1	COM/ Grade 2	COL/ Grade 3	Grade 4	Grade 5	Grade 6	Grade 7	Grade 8	Grade 9	Grade 10
4442	4532	4643	4718	4780	4844	4920	4997	5073	5163
Grade 11	Grade 12	Grade 13	Grade 14	Grade 15	Grade 16	Grade 17	Grade 18	Grade 19	Grade 20
5239	5313	5388	5462	5538	5613	5687	5763	5837	5913

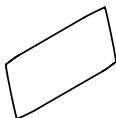
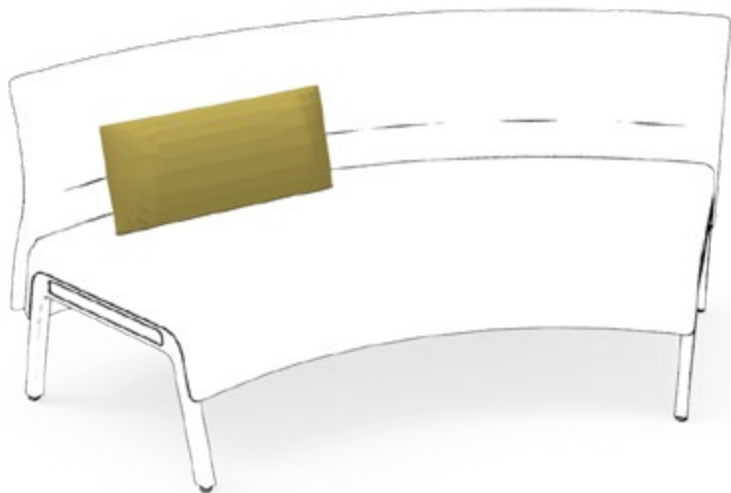
	Grades 1-4	Grades 5-9	Grades 10-14	Grades 15-19	Grade 20
If Dual Upholstery is specified, add	245	340	434	528	622
If Mica or Accent Leg Finish is specified, add	35				

modular seating

zones pillow overview

Zones Modular Seating pillow is a rectangular lumbar style pillow sized specifically to fit on an individual Zones Modular Seat.

ZNQPR



Pillow, Single Rectangular (ZNQPR)

- Single Upholstery available

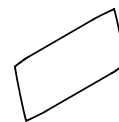
COM/COL Material Requirement

The pattern, repeat and directionality of fabric may increase the amount of yardage required. Leather quantities should always be rounded up to the next hide size, as yields vary from 60-80% and are affected by the quality, size and shape of the hide, and by the location and quantity of blemishes.

SINGLE UPHOLSTERED		
	COM [yards]	COL [sq. ft]
Pillow	1/2	6-3/4

**FEATURES**

- Loose pillow is sized specifically to fit on an individual Zones Modular Seat
- Includes removable pillow slip cover and pillow insert
- Rectangular pillow is 24" wide x 11" high
- Specified upholstery is applied on both sides of pillow
- Pillows are randomly upholstered (no pattern matching from pillow to pillow)

**Z N Q P**  
**Zones – Pillow**
**PRODUCT OPTIONS**

Size	Upholstery Finish
<b>R</b> Single Rectangle	Fabric Leather

**SAMPLE ORDER CODE**

<b>ZNQP S</b>	<b>E515</b>
---------------	-------------

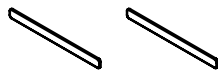
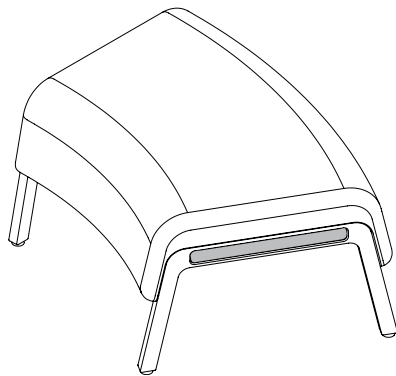
**PRICING**

Grade 1	COM/ Grade 2	COL/ Grade 3	Grade 4	Grade 5	Grade 6	Grade 7	Grade 8	Grade 9	Grade 10
224	232	242	253	259	266	273	283	290	299
Grade 11	Grade 12	Grade 13	Grade 14	Grade 15	Grade 16	Grade 17	Grade 18	Grade 19	Grade 20
307	317	325	333	342	350	358	367	376	384

## zones bench end caps overview

The Zones Modular Seating Bench End Cap conceals all fasteners and aesthetically finishes the start and end of a modular seating run.

**ZNQR**



Bench End Caps – Set of 2  
(ZNQR)

The following finishes are available on Zones Modular Seating – Bench End Caps

**Paint Finish:**

Foundation  
Mica  
Accent

**FEATURES**

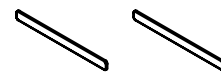
- Bench End Caps cover the fastenings on the legs of the bench at the beginning or end of a run
- Painted finish on metal
- Includes one pair of Bench End Caps (set of 2)
- Installed on-site

**EXTRAS**

- Bench End Caps are non-handed and must be installed on the exposed bench leg at the beginning and end of run. One Ganging Mechanism must be removed to accommodate the End Cap
- Specify the paint finish to coordinate with the Bench's Paint Finish on Metal Leg

**NOTES**

A Bench End Cap is not required when and Arm (ZNQWE), Add-on Tablet - Personal, End of Run (ZNQSE) or End of Line Table (ZNQU) are specified at the beginning or end of the run.

**PRODUCT OPTIONS****Paint Finish**

Foundation

Mica

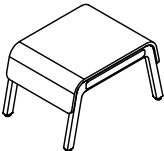




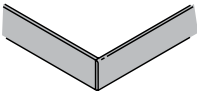
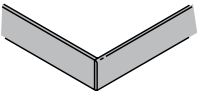
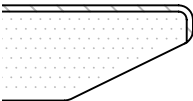
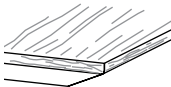
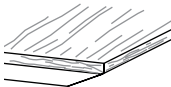
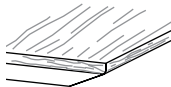
Accent

**SAMPLE ORDER CODE****ZNQR 25****PRICING**

Foundation	Mica/Accent
174 (set of 2)	182 (set of 2)

zones modular tables and tablets edge trim style overview

The chart below indicates which edge trim style can be specified with each Zones Modular table and tablet.

	In-line Table and End of Line Table	Add-On Tablet - Shared	Add-On Tablet - Personal	Ledge Table (Straight and Curved)
				
Flat Edge 		n/a	n/a	
Full Knife User Edge 	n/a			







zones modular add-on tablet overview

Zones Modular Add-On Tables are fixed between two benches or at the end of a run to provide a secure tablet for work or for eating on.


ZNQSE/ZNQSM/ZNQSS



Add-on Tablet, Personal, End of Run (ZNQSE)  
• Personal Tablet, 11" wide x 16" deep for individual use



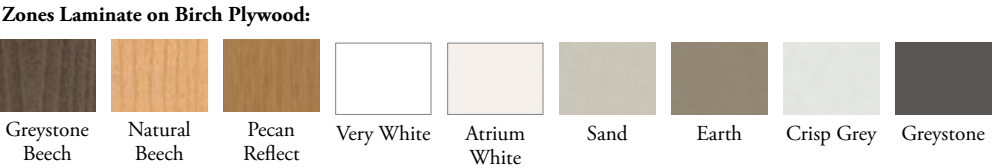

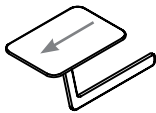
Add-on Tablet, Personal, Mid-Run (ZNQSM)  
• Personal Tablet, 11" wide x 16" deep for individual use



Add-on Tablet, Shared, Mid-Run (ZNQSS)  
• Shared Table, 22" diameter for use by two users  
- it must be located mid-run, between two benches  
- both users may be sitting on the bench or one user on the bench and one on a freestanding chair

grain direction

Woodgrain pattern on all worksurfaces run parallel to the length of the worksurface.

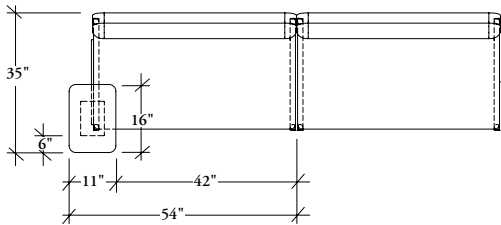


# planning with zones modular add-on tablet

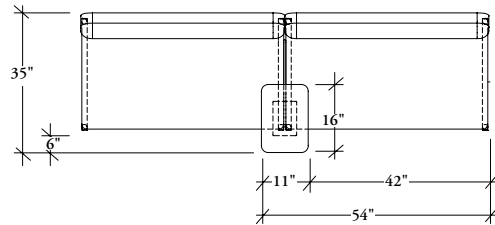
The following should be considered when planning with Zones Add-on Tablets.

## zones modular straight seating, two seat, with add-on tablets

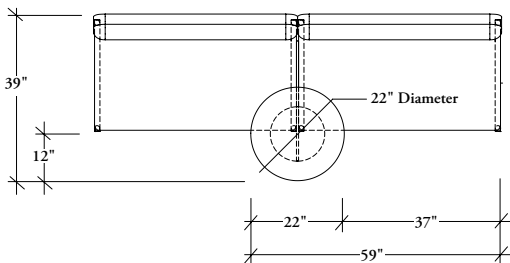
Add-on Tablet - Personal End of Run (ZNQSE)



Add-on Tablet - Personal Mid-Run (ZNQSM)

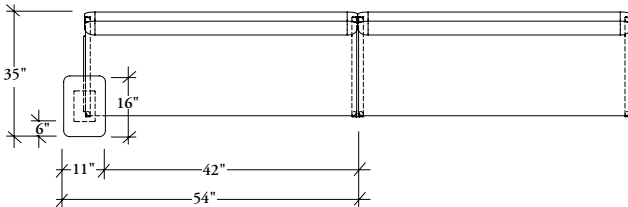


Add-on Tablet - Shared Mid-Run (ZNQSS)

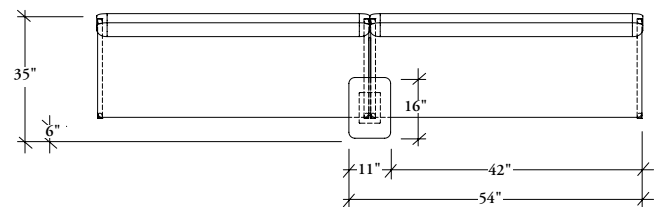


## zones modular straight seating, three seat, with add-on tablets

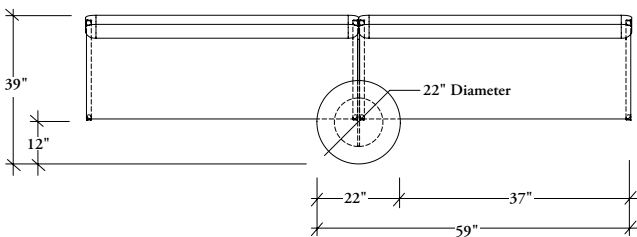
Add-on Tablet - Personal End of Run (ZNQSE)



Add-on Tablet - Personal Mid-Run (ZNQSM)



Add-on Tablet - Shared Mid-Run (ZNQSS)

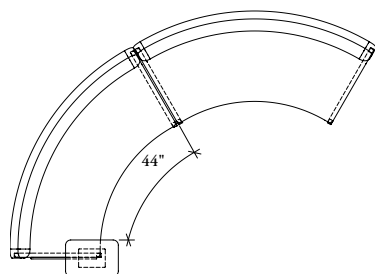


## planning with zones modular add-on tablet (continued)

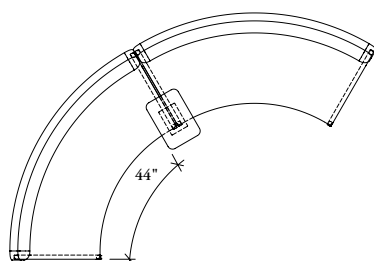
The following should be considered when planning with Zones Add-on Tablets with Zones Modular Seating.

### zones modular 60° concave seating with add-on tablets

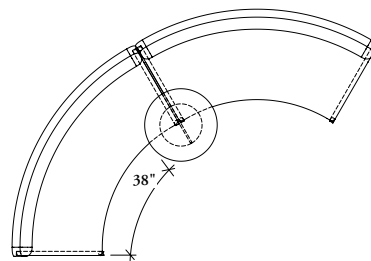
The following indicates the distances that tables are offset from the ends of modular units.



Add-on Tablet - Personal End of Run (ZNQSE)



Add-on Tablet - Personal Mid-Run (ZNQSM)

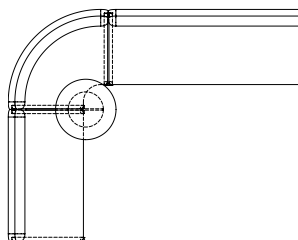
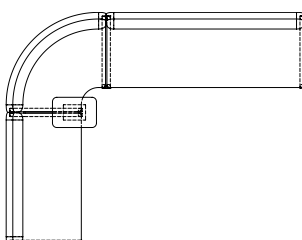
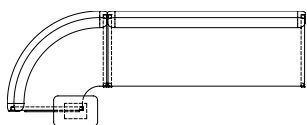


Add-on Tablet - Shared End of Run (ZNQSS)

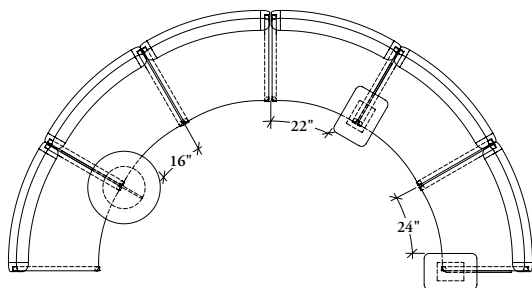


The following configurations should not be planned with Add-On Tablets, as they do not provide sufficient seating space for a user.

### 90° applications



### 30° applications

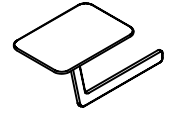


**FEATURES**

- Add-On Tablets are installed on-site in a fixed position
- Personal, End of Run Add-On Tablets are handed left and right from the seated position and provide a finished end to the Modular Seating run
- Painted finish on metal support
- Tablets are Baltic-Birch plywood substrate with knife-edge profile. For veneer applications, grain direction is front to back
- Personal Tablet style is rectangular 11" wide x 16" deep and for individual use for an individual sitting on the bench using a laptop, with books or beverage
- Shared Tablet Style is 22" diameter and intended for up to two users with books or beverages. Both users may be sitting on the bench or one user on the bench and one on a free-standing chair
- Metal support is mounted to bench leg (at the location where a Bench End Cap (ZNQR) or Ganging Mechanism may typically be mounted)

**NOTES**

A Bench End Cap (ZNQR) is not required when the Personal, End of Run Add-On Tablet (E) is specified.

**PRODUCT OPTIONS**

Style	Tablet Position	Tablet Finish	Paint Finish on Metal Support
<b>E</b> Personal, End of Run	<b>L</b> Left hand (from seated)	<b>Laminate</b>	<b>24</b> Greystone
<b>M</b> Personal, Mid-Run	<b>R</b> Right hand (from seated)	<b>2S</b> Greystone	<b>25</b> Crisp Grey
<b>S</b> Shared, Mid-Run		<b>2T</b> Crisp Grey	<b>27</b> Sand
		<b>Veneer</b>	
		<b>BS</b> Natural Beech	
		<b>BR</b> Greystone Beech	

**SAMPLE ORDER CODE**

<b>ZNQS E</b>	<b>R</b>	<b>BS</b>	<b>24</b>
---------------	----------	-----------	-----------

**STYLE**

Personal
Shared

**PRICING**

Laminate	Veneer
867	1006
1145	1318

zones modular in-line tables overview

Zones Modular In-Line Tables are freestanding and intended to be in a fixed position between two benches. Optional cut-out is located in center of table surface to accept Zones Table Lamp (ZNETL4). Ordered separately.

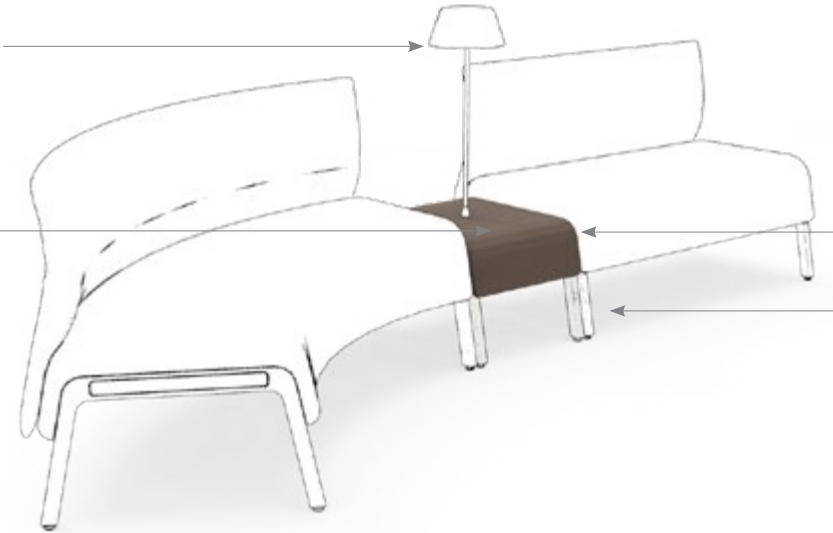
ZNQTN/ZNQTY

Table Lamp (ZNETL4) is ordered separately and designed to have a viewing height appropriate for Zones Modular Seating

Surface Veneer With optional Cut Out

Ganging Mechanism (not shown)

Base: Metal base with Painted Greystone, Crisp Grey or Sand option



Zones – In-Line Table, With Cut-Out for Light (ZNQTY) (shown)



In-Line Table, No Cut out (ZNQTN)  
• 15-5/8" high x 18" wide x 32-3/4" deep



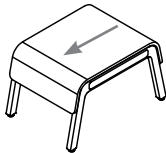
In-Line Table, With Cut-Out for Light (ZNQTY) (Table Lamp not included)  
• 15-5/8" high x 18" wide x 32-3/4" deep



Table Lamp (ZNETL4)

grain direction

Woodgrain pattern on all worksurfaces run parallel to the length of the worksurface.



The following finishes are available on Zones Modular In-Line Tables:

Top Finish:



Greystone Beech    Natural Beech    Pecan Beech

Base Finish:



Greystone    Crisp Grey    Sand

**FEATURES**

- In-Line Tables are installed on-site in a fixed position between two benches. In-Line Tables are not recommended to be used freestanding
- Painted finish on metal legs
- Tables are Beech Veneer on plywood substrate with flat edge profile. For veneer applications, grain direction is front to back
- Includes one factory installed non-handed relocatable Ganging Mechanism, Zones – Bench End Cap (ZNQR) must be ordered separately if unit is positioned at the end of run

**EXTRAS**

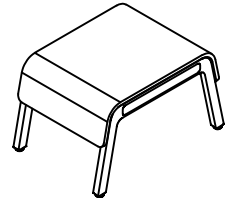
- Optional cut-out is located in center of table surface to accept Zones Table Lamp (ZNETL4) for Zones Modular Seating In-Line Table (includes grommet). Table Lamp must be purchased separately
- If an In-Line Table is applied at the end of a run, Bench End Caps (ZNQR) must be ordered separately

**NOTES**

The In-Line Table is 18" wide & designed to be a similar profile to the seat of the adjacent bench. At 15-5/8" high it sits approximately 2" lower than the seat of the bench (height will vary relative to upholstery thickness).

## ZNQT

### Zones – In-Line Table

**PRODUCT OPTIONS**

Style	Table Finish	Paint Finish on Metal Leg
N No Cut Out	BR Greystone Beech	24 Greystone
Y With Cut Out for Light	BS Natural Beech	25 Crisp Grey
	DC Pecan Beech	27 Sand

**SAMPLE ORDER CODE**

ZNQT Y	BS	24
--------	----	----

**STYLE**

No Cut Out  
With Cut Out for Light

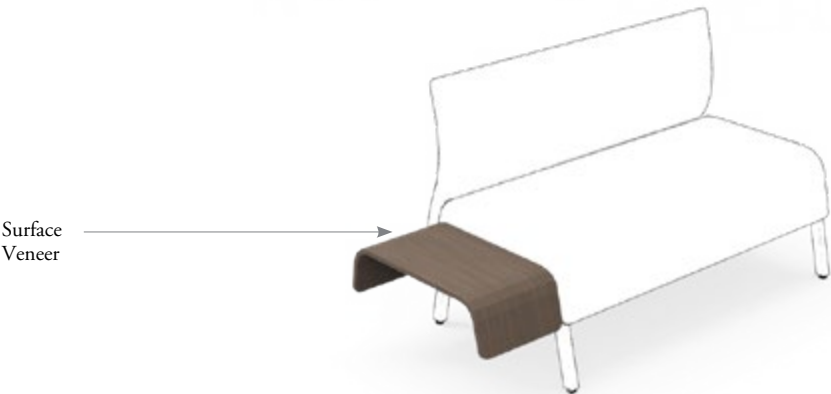
**PRICING**

1110  
1131

# zones modular end of line table overview

Zones Modular End of Line Tables are used at the end of a run to provide a small casual surface to temporarily put down drinks, notebooks or pens.

ZNQU



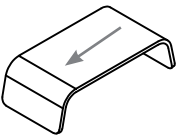
Zones Modular End of Line Table (ZNQU)  
(shown)



End of Line Table,  
(ZNQU)  
(Not to be used as a seat)  
• 6-7/8" high x 12" wide x 24-3/4" deep

## grain direction

Woodgrain pattern on all worksurfaces run parallel to the length of the worksurface.



The following finishes are available on Zones Modular End of Line Tables:

**Top Finish:**

		
Greystone Beech	Natural Beech	Pecan Beech

## Z N Q U

## Zones – End of Line Table

## FEATURES

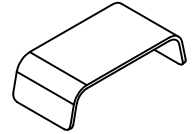
- End of Line Tables are cantilevered surfaces that are installed on-site in a fixed position at the end of a run of benches. End of Line Tables **cannot** be freestanding and are not intended for use as a seating device
- Tables are Baltic-Birch plywood substrate with flat-edge profile. For veneer applications, grain direction is front to back
- Includes one factory installed non-handed relocatable Ganging Mechanism, Zones – Bench End Cap (ZNQR) must be ordered separately if unit is positioned at the end of run

## EXTRAS

- Light **cannot** be mounted on the End of Line Table
- Ganging Mechanism must be removed on adjacent leg in order to install End of Line Table
- A Bench End Cap (ZNQR) is not required when End of Line Table is specified
- End of Line Table **cannot** be used between two benches

## NOTES

The End-of-Line Table is 12" wide & designed to sit approximately 2" below the surface level of the adjacent bench but have a similar design profile.



## PRODUCT OPTIONS

## Table Finish

BR Greystone Beech

BS Natural Beech

DC Pecan Beech

## SAMPLE ORDER CODE

ZNQU BS

## PRICING

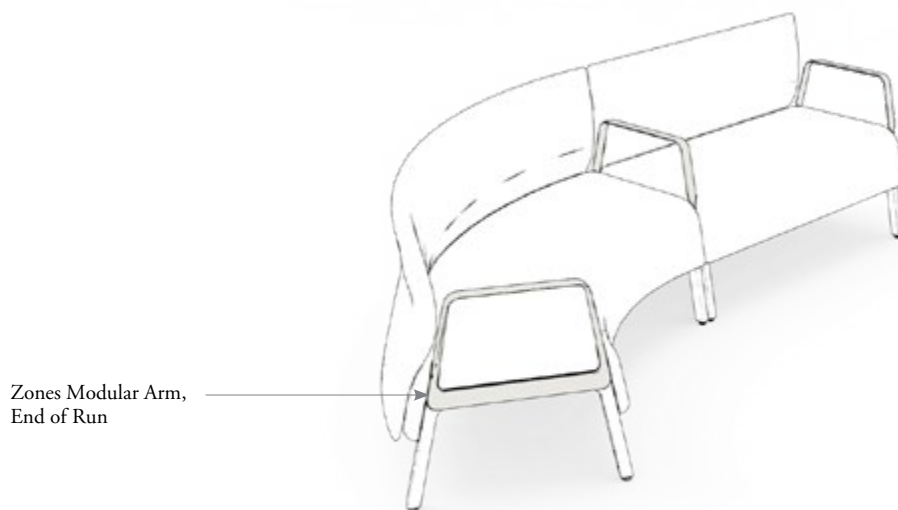
832



## zones arm overview

**Zones Modular Seating End of Run and Mid Run Arms can be used to define territory of an individual seat on a bench and to provide assistance to users as they sit or stand.**

**ZNQWE/ZNQWM**



Arm, End of Run  
(ZNQWE)



Arm, Mid-Run  
(ZNQWM)

The following finishes are available on Zones Modular Arms:

**Arm Finish:**

Foundation  
Mica  
Accent  
Polished Aluminum

**FEATURES**

- Includes one arm
- Arms are unhandled and are 9" high above seat height
- Painted finish on metal
- Installed on-site

**EXTRAS**

- End of Run Arms may be installed on the exposed bench leg at the beginning or end of run and **cannot** be applied mid-run. One Ganging Mechanism must be removed to accommodate the Arm at the End of Run
- An End Cap (ZNQR) is not required when an Arm in End of Run style (E) is applied to a Bench at the end of a run

# Z N Q W

## Zones – Arm

**PRODUCT OPTIONS**

Style	Arm Finish
<b>E</b> End of Run	Foundation
<b>M</b> Mid-Run	Mica
	Accent
	<b>PA</b> Polished Aluminum

**SAMPLE ORDER CODE**

<b>ZNQW E</b>	<b>25</b>
---------------	-----------

**STYLE**

End of Run
Mid-Run

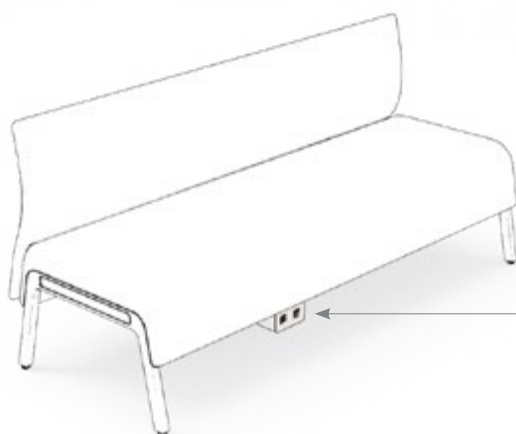
**PRICING**

Foundation	Mica/Accent	Polished Aluminum
242	260	348
276	293	313

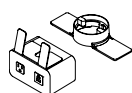
## zones modular power cube overview

Zones Modular Seating Modules can be specified with or without an optional Power Cube () in pre-determined locations or it may be ordered and installed on site.

### ZNSQ



The Power Cube (ZNSQ)  
is mounted below front  
waterfall edge of bench



#### Power Cube (ZNSQ)

- One Power Simplex
- One USB Simplex (Two USB Ports)

The following finishes are available on Zones Modular Power Cube:



Very  
White

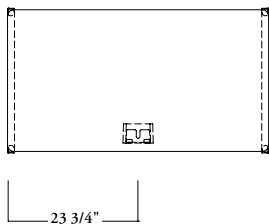
Soft Gris

# planning with zones modular power cube

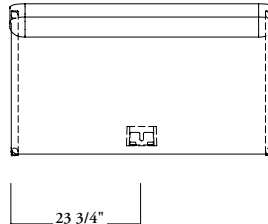
**Zones Modular Seating modules can be specified with or without an optional Power Cube (ZNSQ) or it may be ordered separately.**

Benches may be specified with or without power data options. Power/data mounting locations are standardized to simplify use and specification. If alternate mounting locations are preferred, the benches should be specified without Power/Data and individual Power Cubes (ZNSQ) may be specified to suit other needs and installed on-site.

The following locations are available when specifying Zones Modular Seating with standard factory installed Power Cube electrical options. Additional Power Cubes may be ordered separately and field installed for retrofits or to expand applications.

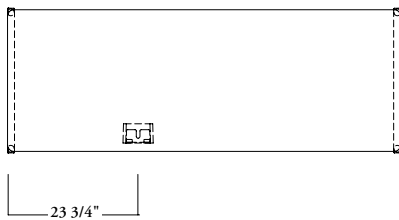


48" wide bench with no back  
with Power Cube option

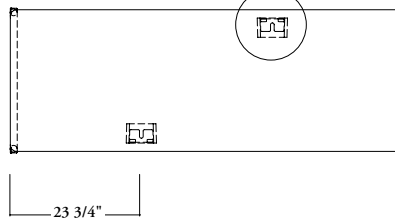


48" wide bench with back  
with Power Cube option

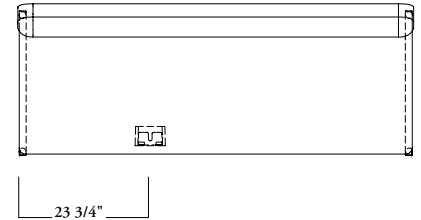
Additional Power  
Cubes (ZNSQ) must be  
specified separately for  
field installation



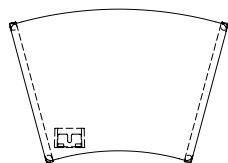
72" wide bench with no back  
with Power Cube option



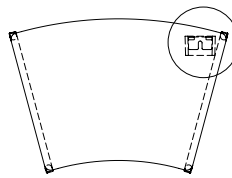
72" wide bench with no back  
with Power Cube option



72" wide bench with back  
with Power Cube option

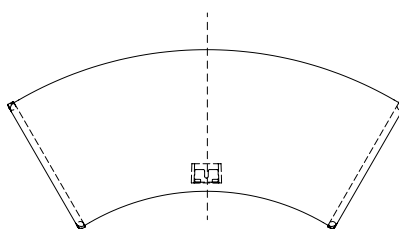


30° Curved Bench with no back  
with Power Cube option

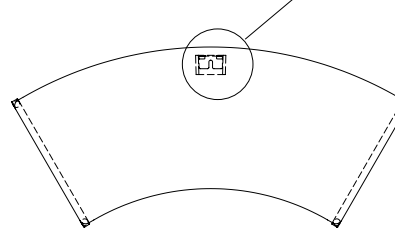


30° Curved Bench with no back  
without Power Cube option

Additional Power  
Cubes (ZNSQ) must be  
specified separately for  
field installation

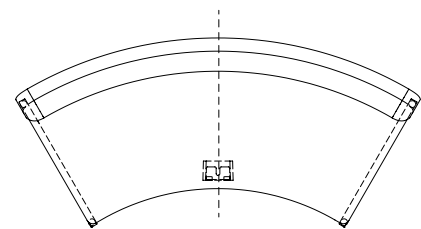


60° Curved Bench with no back  
with Power Cube option



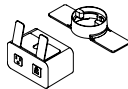
60° Curved Bench with no back  
without Power Cube option

Additional Power  
Cubes (ZNSQ) must be  
specified separately for  
field installation



60° Curved Bench with back  
with Power Cube option

Z N S Q  
Zones – Power Cube



The Power Cube can be mounted to the underside of a Zones Modular Seating Bench at pre-determined locations and provides access to one simplex power and two USB hubs.

WHAT’S INCLUDED

Power Cube electric module with Mounting Brackets, 3m power cord, two mounting screws, two cable manager and P-clips.

NOTES

Complete wired Power Cube with cord. Mounting bracket assembly with wire management and mounting hardware.

Install on-site to recommended mounting locations below Zones Modular Seating Benches. May be retrofit onto the existing Bench.

The cable manager is to be placed over the floor monument, and the P-clips are used to route the cable from the Power Cube to the cable manager.

The Power Cube is finished with a Very White frame and Soft Gris colored ports.

USB-A Port: Supplies 10 Watts (5VDC) when used in single port mode

USB-C Port: Supplies 18 Watts (5/9/12VDC) when used in single port mode

USB C port will support Quick Charge when used in single port mode

When both ports are used at the same time, output may be reduced

Refer to Complements App Guide for more details

PRODUCT OPTIONS

Country of Installation
A US/Canada

SAMPLE ORDER CODE

ZNSQ A
--------

PRICING

624
-----