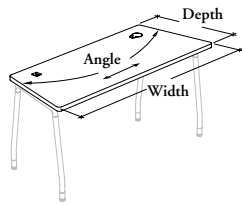
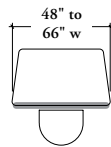


THWT

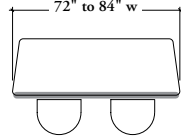
Trapeze Worksurface



Adaptable Legs (S)



One User



Two Users

This worksurface is designed for use in freestanding or linked applications.

WHAT'S INCLUDED

1 worksurface, reinforcing bar(s) (if applicable), power/data center, grommet(s), and/or cup holder(s) (if specified), and mounting hardware.

WHAT'S EXCLUDED

Adaptable Legs, Modesty Panel, Casual Linking Device and Fixed Linking Plates.

NOTES

The number and location of grommets/accessories vary, refer Application Guide for details.

The Accessory Finish option is available with Grommet/Accessory Styles (G1, G2, GC and NC) only.

PRODUCT OPTIONS

Worksurface Thickness	Depth	Angle	Grommet/Accessory Style	Support Configuration	Edge Trim Style	Edge Trim Finish	Accessory Finish (If Applicable)
D 1"	24, 30	15, 30, 45, 60	G1 One Grommet	S Adaptable Legs (Shown)	6 Straight Trim	Edge Trim Colors (for Straight Trim only)	Foundation
M 1 3/16"	Width 48, 54, 60, 66, 72, 78, 84		G2 Two Grommets		9 Flintwood Flat Trim		Mica
				GC One Grommet/Cup Holder(s) (Shown)	Corner Detail R Radius (Shown)	Power/Data Center Finish (If Applicable) B Soft Gris E Ebony	
		NC Cup Holder(s)	Source Laminate				
		P1 One Power/Data Center	Foundation Laminate				
		NA None	Flintwood				

SAMPLE ORDER CODE

THWT D	30	66	15	NA	S	XM	6	R	SB		
--------	----	----	----	----	---	----	---	---	----	--	--

DIMENSIONS – INCHES FOR MM X BY 25.4

D	W	Angle
24	48	15 / 30 / 45 / 60
24	54	15 / 30 / 45 / 60
24	60	15 / 30 / 45 / 60
24	66	15 / 30 / 45 / 60
24	72	15 / 30 / 45 / 60
24	78	15 / 30 / 45 / 60
24	84	15 / 30 / 45 / 60
30	48	15 / 30 / 45 / 60
30	54	15 / 30 / 45 / 60
30	60	15 / 30 / 45 / 60
30	66	15 / 30 / 45 / 60
30	72	15 / 30 / 45 / 60
30	78	15 / 30 / 45 / 60
30	84	15 / 30 / 45 / 60

PRICING

GROMMET/ACCESSORY STYLE

	Grommet/None (G1/NA)	Two Grommets (G2)	Grommet/Cup Holder(s) (GC)	Cup Holder(s) (NC)	Power/Data Center (P1)
1" (D)					
SOURCE LAMINATE					
	Straight Trim (6)	Straight Trim (6)	Straight Trim (6)	Straight Trim (6)	Straight Trim (6)
	447	n/a	n/a	485	739
	494	n/a	532	532	788
	529	n/a	566	566	824
	564	n/a	606	606	860
	711	711	791	791	1007
	766	766	848	848	1060
	835	835	915	915	1132
	512	n/a	n/a	553	807
	572	n/a	611	611	865
	622	n/a	661	661	915
	672	n/a	710	710	966
	824	824	905	905	1117
	885	885	966	966	1181
	967	967	1049	1049	1263

Pricing is continued on the following page.

T H W T

Trapeze Worksurface (Continued)

**DIMENSIONS – INCHES
FOR MM X BY 25.4**

D	W	Angle
24	48	15 / 30 / 45 / 60
24	54	15 / 30 / 45 / 60
24	60	15 / 30 / 45 / 60
24	66	15 / 30 / 45 / 60
24	72	15 / 30 / 45 / 60
24	78	15 / 30 / 45 / 60
24	84	15 / 30 / 45 / 60
30	48	15 / 30 / 45 / 60
30	54	15 / 30 / 45 / 60
30	60	15 / 30 / 45 / 60
30	66	15 / 30 / 45 / 60
30	72	15 / 30 / 45 / 60
30	78	15 / 30 / 45 / 60
30	84	15 / 30 / 45 / 60

24	48	15 / 30 / 45 / 60
24	54	15 / 30 / 45 / 60
24	60	15 / 30 / 45 / 60
24	66	15 / 30 / 45 / 60
24	72	15 / 30 / 45 / 60
24	78	15 / 30 / 45 / 60
24	84	15 / 30 / 45 / 60
30	48	15 / 30 / 45 / 60
30	54	15 / 30 / 45 / 60
30	60	15 / 30 / 45 / 60
30	66	15 / 30 / 45 / 60
30	72	15 / 30 / 45 / 60
30	78	15 / 30 / 45 / 60
30	84	15 / 30 / 45 / 60

PRICING

GROMMET/ACCESSORY STYLE

Grommet/None (G1/NA)	Two Grommets (G2)	Grommet/Cup Holder(s) (GC)	Cup Holder(s) (NC)	Power/Data Center (P1)
1 3/16" (M)				
FOUNDATION LAMINATE				
Straight Trim (6)	Straight Trim (6)	Straight Trim (6)	Straight Trim (6)	Straight Trim (6)
495	n/a	n/a	534	789
552	n/a	589	589	848
676	n/a	715	715	972
737	n/a	777	777	1031
817	817	894	894	1109
878	878	958	958	1175
1043	1043	1122	1122	1336
590	n/a	n/a	631	886
661	n/a	701	701	956
807	n/a	849	849	1102
882	n/a	922	922	1179
977	977	1058	1058	1273
1056	1056	1136	1136	1351
1228	1228	1308	1308	1522

1 3/16" (M)

FLINTWOOD

Flintwood Flat Trim (9)	Flintwood Flat Trim (9)	Flintwood Flat Trim (9)	Flintwood Flat Trim (9)	Flintwood Flat Trim (9)
1600	n/a	n/a	1640	1895
1719	n/a	1760	1760	2014
1966	n/a	2008	2008	2261
2095	n/a	2134	2134	2390
2220	2220	2300	2300	2514
2439	2439	2517	2517	2734
2658	2658	2736	2736	2953
1764	n/a	n/a	1803	2057
1895	n/a	1936	1936	2190
2130	n/a	2170	2170	2424
2293	n/a	2335	2335	2590
2458	2458	2540	2540	2755
2691	2691	2772	2772	2986
2922	2922	3002	3002	3217