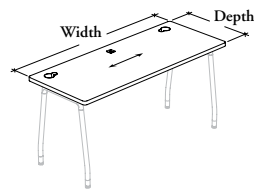


learning tables

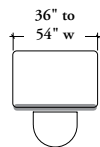
Xpress

THWR

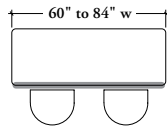
Rectangular Worksurface



Adaptable Legs (S)



One User



Two Users

This worksurface is designed for use in freestanding or linked applications.

WHAT'S INCLUDED

1 worksurface, reinforcing bar(s) (if applicable), power/data center, grommet(s) and/or cup holder(s) (if specified), and mounting hardware.

WHAT'S EXCLUDED

Adaptable Legs, Modesty Panel, Casual Linking Device and Fixed Linking Plates.

NOTES

The number and location of grommets/accessories vary, refer Application Guide for details.

The Accessory Finish option is available with Grommet/Accessory Styles (G1, G2, GC, and NC) only.

Not all finishes, corner details and edge trim styles are available in Xpress, Please see Xpress catalogue and/or specification software for details.

PRODUCT OPTIONS

Worksurface Thickness	Depth	Width	Grommet/Accessory Style	Support Configuration	Edge Trim Style	Edge Trim Finish	Accessory Finish (If Applicable)
D 1"	20, 24, 30	36, 42, 48, 54, 60, 66, 72, 78, 84	G1 One Grommet G2 Two Grommets GC One Grommet/Cup Holder(s) (Shown) NC Cup Holder(s) P1 One Power/Data Center NA None	S Adaptable Legs (Shown) Worksurface Finish Source Laminate Foundation Laminate Flintwood	6 Straight Trim 9 Flintwood Flat Trim Corner Detail R Radius (Shown) S Standard	Edge Trim Colors (for Straight Trim only)	Foundation
M 1 3/16"							Mica Accent
							Power/Data Center Finish (If Applicable) B Soft Gris E Ebony

SAMPLE ORDER CODE

THWR M	24	78	GC	S	LW	6	R	ST	Q
--------	----	----	----	---	----	---	---	----	---

DIMENSIONS INCHES / MM

D	W
20 / 508	36 / 914
20 / 508	42 / 1067
20 / 508	48 / 1219
20 / 508	54 / 1372
20 / 508	60 / 1524
20 / 508	66 / 1676
20 / 508	72 / 1829
20 / 508	78 / 1981
20 / 508	84 / 2134
24 / 610	36 / 914
24 / 610	42 / 1067
24 / 610	48 / 1219
24 / 610	54 / 1372
24 / 610	60 / 1524
24 / 610	66 / 1676
24 / 610	72 / 1829
24 / 610	78 / 1981
24 / 610	84 / 2134

PRICING

GROMMET/ACCESSORY STYLE

	Grommet/None (G1/NA)	Two Grommets (G2)	Grommet/Cup Holder(s) (GC/NC)	Power/Data Center (P1)
1" (D)				
SOURCE LAMINATE				
	Straight Trim (6)	Straight Trim (6)	Straight Trim (6)	Straight Trim (6)
	244	n/a	284	537
	284	n/a	324	580
	391	n/a	429	684
	426	n/a	466	723
	465	465	544	761
	495	495	575	789
	641	641	720	936
	688	688	767	983
	749	749	829	1044
	283	n/a	322	579
	328	n/a	370	624
	447	n/a	485	739
	494	n/a	532	788
	529	529	609	824
	564	564	646	860
	711	711	791	1007
	766	766	848	1060
	835	835	915	1132

Pricing is continued on the following page.

T H W R
Rectangular Worksurface
(Continued)

DIMENSIONS
INCHES / MM

D	W
30 / 762	36 / 914
30 / 762	42 / 1067
30 / 762	48 / 1219
30 / 762	54 / 1372
30 / 762	60 / 1524
30 / 762	66 / 1676
30 / 762	72 / 1829
30 / 762	78 / 1981
30 / 762	84 / 2134

20 / 508	36 / 914
20 / 508	42 / 1067
20 / 508	48 / 1219
20 / 508	54 / 1372
20 / 508	60 / 1524
20 / 508	66 / 1676
20 / 508	72 / 1829
20 / 508	78 / 1981
20 / 508	84 / 2134

24 / 610	36 / 914
24 / 610	42 / 1067
24 / 610	48 / 1219
24 / 610	54 / 1372
24 / 610	60 / 1524
24 / 610	66 / 1676
24 / 610	72 / 1829
24 / 610	78 / 1981
24 / 610	84 / 2134

30 / 762	36 / 914
30 / 762	42 / 1067
30 / 762	48 / 1219
30 / 762	54 / 1372
30 / 762	60 / 1524
30 / 762	66 / 1676
30 / 762	72 / 1829
30 / 762	78 / 1981
30 / 762	84 / 2134

PRICING

GROMMET/ACCESSORY STYLE

Grommet/None (G1/NA)	Two Grommets (G2)	Grommet/Cup Holder(s) (GC/NC)	Power/Data Center (P1)
1" (D) (CONTINUED)			
SOURCE LAMINATE			
Straight Trim (6)	Straight Trim (6)	Straight Trim (6)	Straight Trim (6)
333	n/a	376	629
391	n/a	429	684
512	n/a	553	807
572	n/a	611	865
622	622	701	915
672	672	749	966
824	824	905	1117
885	885	966	1181
967	967	1049	1263

1 3/16" (M)
FOUNDATION LAMINATE

Straight Trim (6)	Straight Trim (6)	Straight Trim (6)	Straight Trim (6)
319	n/a	357	612
367	n/a	407	661
421	n/a	463	715
470	n/a	508	764
587	587	668	882
641	641	720	936
709	709	789	1003
763	763	843	1058
922	922	1002	1218
374	n/a	412	668
428	n/a	469	724
495	n/a	534	789
552	n/a	589	848
676	676	757	972
737	737	818	1031
817	817	894	1109
878	878	958	1175
1043	1043	1122	1336
447	n/a	485	739
512	n/a	553	807
590	n/a	631	886
661	n/a	701	956
807	807	886	1102
882	882	962	1179
977	977	1058	1273
1056	1056	1136	1351
1228	1228	1308	1522

Pricing is continued on the following page.

T H W R

Rectangular Worksurface (Continued)

DIMENSIONS
INCHES / MM

PRICING

GROMMET/ACCESSORY STYLE

		Grommet/None (G1/NA)	Two Grommets (G2)	Grommet/Cup Holder(s) (GC/NC)	Power/Data Center (P1)
1 3/16" (M)					
FLINTWOOD					
D	W	Flintwood Flat Trim (9)	Flintwood Flat Trim (9)	Flintwood Flat Trim (9)	Flintwood Flat Trim (9)
20 / 508	36 / 914	1203	n/a	1241	1499
20 / 508	42 / 1067	1314	n/a	1355	1609
20 / 508	48 / 1219	1460	n/a	1500	1756
20 / 508	54 / 1372	1572	n/a	1611	1865
20 / 508	60 / 1524	1834	1834	1914	2127
20 / 508	66 / 1676	1964	1964	2043	2257
20 / 508	72 / 1829	2094	2094	2172	2387
20 / 508	78 / 1981	2279	2279	2362	2575
20 / 508	84 / 2134	2465	2465	2545	2760
<hr/>					
24 / 610	36 / 914	1314	n/a	1355	1609
24 / 610	42 / 1067	1435	n/a	1472	1727
24 / 610	48 / 1219	1600	n/a	1640	1895
24 / 610	54 / 1372	1719	n/a	1760	2014
24 / 610	60 / 1524	1966	1966	2046	2261
24 / 610	66 / 1676	2095	2095	2173	2390
24 / 610	72 / 1829	2220	2220	2300	2514
24 / 610	78 / 1981	2439	2439	2517	2734
24 / 610	84 / 2134	2658	2658	2736	2953
<hr/>					
30 / 762	36 / 914	1427	n/a	1467	1721
30 / 762	42 / 1067	1608	n/a	1646	1901
30 / 762	48 / 1219	1764	n/a	1803	2057
30 / 762	54 / 1372	1895	n/a	1936	2190
30 / 762	60 / 1524	2130	2130	2212	2424
30 / 762	66 / 1676	2293	2293	2375	2590
30 / 762	72 / 1829	2458	2458	2540	2755
30 / 762	78 / 1981	2691	2691	2772	2986
30 / 762	84 / 2134	2922	2922	3002	3217