

# reception desks

teknion reception, classic desk (CWRC)



## PRODUCT FEATURES

---

The Classic Desk includes the following features:


- A primary worksurface with storage and divider screen
- Two 19-1/2" storage configurations
  - Box/Box/File (B/F/F)
  - File/File (F/F)
- Storage is on either the left or right
- Above worksurface cubby with dividers
- Under worksurface power bar with:
  - Four power outlets
  - Cable tray (YEPD-6A)
- Casual power in the cubby with:
  - One power outlet with two USB outlets
  - Offered with a Grey/White finish as standard
- H style handle
- Depth: 36"
- Widths: 84", 96", 108", 120"
  - The actual worksurface width is 19-1/2" less than overall width due to the storage unit
  - A worksurface overhang is available on 96" to 120" wide desks
- Handedness is determined by the location of the storage from the users perspective



left storage from users perspective



right storage from users perspective



left storage from front



right storage from front

Pricing is on the following page.

# reception desks

## PRICING

Width	18" Storage Type	Flintwood Worksurface, Laminate Base and Storage Finish	Veneer Worksurface, Laminate Base and Storage Finish	Flintwood Worksurface & Base Storage	Veneer Worksurface & Base Storage	Flintwood Divider Screen	Veneer Divider Screen
84	B/B/F	15418	16187	16376	17193	509	533
84	F/F	15285	16048	16242	17056	509	533
96	B/B/F	15984	16781	16961	17809	546	575
96	F/F	15850	16643	16830	17671	546	575
108	B/B/F	16769	17609	17767	18654	585	615
108	F/F	16638	17472	17636	18517	585	615
120	B/B/F	17334	18203	18352	19270	623	655
120	F/F	17202	18065	18219	19130	623	655

With or without Worksurface Overhang does not affect the pricing.

# reception desks

## height-adjustable classic desk [CWRCH]



### PRODUCT FEATURES

The Height-Adjustable Classic Desk includes the following features:

- A primary worksurface with storage and divider screen
- Two 19-1/2" storage configurations
  - Box/Box/File (B/F/F)
  - File/File (F/F)
- Storage is on either the left or right
- Above worksurface cubby with dividers
- Under worksurface power bar with:
  - Four power outlets
  - Cable tray (YEPD-6A)
- Casual power in the cubby with:
  - One power outlet with two USB outlets (Axil Z 2-Port)
  - Offered with a White/Silver finish as standard
- H style handle
- Depth: 36"
- Height-Adjustable Surface Area by Desk Width:
  - 96" width has a 29" x 42" depth surface
  - 108" width has a 29" x 48" depth surface
  - 120" width has a 29" x 54" depth surface
  - Height-Adjustment Range = 27.5" to 48.5"
  - The actual worksurface width is 19-1/2" less than overall width due to the storage unit
- Handedness is determined by from Guest Side of the desk
  - Divider Screen and the Height-Adjustable Worksurface are aligned



left storage from users perspective



right storage from users perspective



left storage from front



right storage from front

Pricing is on the following page.

# reception desks

## PRICING

Width	18" Storage Type	Foundation Laminate Worksurface, Foundation Laminate Base/Storage	Flintwood Worksurface, Foundation Laminate Base/Storage	Flintwood Worksurface, Flintwood Base/Storage	Veneer Worksurface, Foundation Laminate Base/Storage	Veneer Worksurface, Veneer Base/Storage	Flintwood Divider Screen Finish	Veneer Divider Screen Finish
96	B/B/F	21284	21496	22791	22293	23851	546	575
96	F/F	21150	21362	22660	22155	23713	546	575
108	B/B/F	22016	22281	23597	23121	24696	585	615
108	F/F	21885	22150	23466	22984	24559	585	615
120	B/B/F	22528	22846	24182	23715	25312	623	655
120	F/F	22396	22714	24049	23577	25172	623	655

# reception desks


teknion reception, classic desk with L return (CWRL)



## PRODUCT FEATURES

The Classic Desk with L-Return includes the following features:


- A primary worksurface with storage return and divider screen
- Above worksurface cubby with dividers and open storage below the worksurface
- An additional storage unit with six storage options:
  - 36" Box/Box/File
  - 36" File/File
  - 54" with 36" Box/Box/File, 18" Closed
  - 54" with 36" File/File, 18" Closed
  - 60" with 36" Box/Box/File, 24" Closed
  - 60" with 36" File/File, 24" Closed
- Storage is available on either the left or right
- Under worksurface power bar with:
  - Four power outlets
  - Cable tray (YEPD-6A)
- Casual power in the above worksurface cubby with
  - One power outlet with two USB outlets
  - Offered with a Grey/White finish as standard
- H style handle
- Worksurface Depth: 36"
- Overall Depth: 36" + the L Return Storage Width
- Widths: 84", 96", 108", 120"
  - The actual worksurface width is 19-1/2" less than overall width due to the storage unit
  - A worksurface overhang is available on 96" to 120" wide desks
- Handedness is determined by the location of the storage from the users perspective



left storage from users perspective



right storage from users perspective



left storage from front



right storage from front

Pricing is on the following page.

# reception desks

## PRICING

Width	L Return Storage	Flintwood Worksurface, Laminate Base and Storage	Veneer Worksurface, Laminate Base and Storage	Flintwood Worksurface & Base Storage	Veneer Worksurface & Base Storage	Flintwood Divider Screen	Veneer Divider Screen
84	36" B/B/F	19653	20638	21549	22628	676	709
84	36" F/F	19202	20162	21095	22151	676	709
84	54" with 36" B/B/F, 18" Closed	21899	22995	24472	25697	745	783
84	54" with 36" F/F, 18" Closed	21446	22518	24021	25222	745	783
84	60" with 36" B/B/F, 24" Closed	22478	23604	25246	26510	816	856
84	60" with 36" F/F, 24" Closed	22025	23126	24793	26034	816	856
96	36" B/B/F	21696	22780	23609	24790	710	745
96	36" F/F	21242	22307	23156	24313	710	745
96	54" with 36" B/B/F, 18" Closed	23941	25138	26533	27860	781	819
96	54" with 36" F/F, 18" Closed	23490	24662	26080	27385	781	819
96	60" with 36" B/B/F, 24" Closed	24521	25746	27307	28673	851	895
96	60" with 36" F/F, 24" Closed	24066	25271	26854	28195	851	895
108	36" B/B/F	22261	23377	24195	25405	745	783
108	36" F/F	21808	22900	23741	24929	745	783
108	54" with 36" B/B/F, 18" Closed	24507	25733	27117	28474	816	856
108	54" with 36" F/F, 18" Closed	24056	25257	26665	27999	816	856
108	60" with 36" B/B/F, 24" Closed	25085	26340	27892	29288	887	934
108	60" with 36" F/F, 24" Closed	24632	25864	27439	28811	887	934
120	36" B/B/F	23050	24202	24999	26251	781	819
120	36" F/F	22597	23725	24545	25775	781	819
120	54" with 36" B/B/F, 18" Closed	25295	26558	27924	29321	851	895
120	54" with 36" F/F, 18" Closed	24841	26084	27471	28844	851	895
120	60" with 36" B/B/F, 24" Closed	25872	27167	28697	30133	923	969
120	60" with 36" F/F, 24" Closed	25421	26691	28245	29656	923	969

With or without Worksurface Overhang does not affect the pricing.

# reception desks

## height-adjustable classic desk with l return (CWRLH)



### PRODUCT FEATURES

The Height-Adjustable Classic Desk with L-Return includes the following features:

- A primary worksurface with storage return and divider screen
- Above worksurface cubby with dividers and open storage below the worksurface
- An additional storage unit with six storage options:
  - 36" Box/Box/File
  - 36" File/File
  - 54" with 36" Box/Box/File, 18" Closed
  - 54" with 36" File/File, 18" Closed
  - 60" with 36" Box/Box/File, 24" Closed
  - 60" with 36" File/File, 24" Closed
- Storage is available on either the left or right
- Under worksurface power bar with:
  - Four power outlets
  - Cable tray (YEPD-6A)
- Casual power in the above worksurface cubby with
  - One power outlet with two USB outlets (Axil Z 2-Port)
  - Offered with a White/Silver finish as standard
- H style handle
- Worksurface Depth: 36"
- Overall Depth: 36" + the L Return Storage Width
- Height-Adjustable Surface Area by Desk Width:
  - 96" width has a 29"x 42" depth surface
  - 108" width has a 29" x 48" depth surface
  - 120" width has a 29" x 54" depth surface
  - Height-Adjustment Range = 27.5" to 48.5"
  - The actual worksurface width is 19-1/2" less than overall width due to the storage unit
- Handedness is determined by the location of the storage from the users perspective



left storage from users perspective



right storage from users perspective



left storage from front



right storage from front

Pricing is on the following page.

# reception desks

## PRICING



Width	L Return Storage	Foundation Laminate Worksurface, Foundation Laminate Base/Storage	Flintwood Worksurface, Foundation Laminate Base/Storage	Flintwood Worksurface, Flintwood Base/Storage	Veneer Worksurface, Foundation Laminate Base/Storage	Veneer Worksurface, Veneer Base/Storage	Flintwood Divider Screen Finish	Veneer Divider Screen Finish
96	36" B/B/F	26996	27208	29439	28292	30832	710	745
96	36" F/F	26542	26754	28986	27819	30355	710	745
96	54" with 36" B/B/F, 18" Closed	29241	29453	32363	30650	33902	781	819
96	54" with 36" F/F, 18" Closed	28790	29002	31910	30174	33427	781	819
96	60" with 36" B/B/F, 24" Closed	29821	30033	33137	31258	34715	851	895
96	60" with 36" F/F, 24" Closed	29366	29578	32684	30783	34237	851	895
108	36" B/B/F	27508	27773	30025	28889	31447	745	783
108	36" F/F	27055	27320	29571	28412	30971	745	783
108	54" with 36" B/B/F, 18" Closed	29754	30019	32947	31245	34516	816	856
108	54" with 36" F/F, 18" Closed	29303	29568	32495	30769	34041	816	856
108	60" with 36" B/B/F, 24" Closed	30332	30597	33722	31852	35330	887	934
108	60" with 36" F/F, 24" Closed	29879	30144	33269	31376	34853	887	934
120	36" B/B/F	28244	28562	30829	29714	32293	781	819
120	36" F/F	27791	28109	30375	29237	31817	781	819
120	54" with 36" B/B/F, 18" Closed	30489	30807	33754	32070	35363	851	895
120	54" with 36" F/F, 18" Closed	30035	30353	33301	31596	34886	851	895
120	60" with 36" B/B/F, 24" Closed	31066	31384	34527	32679	36175	923	969
120	60" with 36" F/F, 24" Closed	30615	30933	34075	32203	35698	923	969



# reception desks

## tekcion reception with transaction (CWRT)

Open Waterfall Edge Styles below




### PRODUCT FEATURES


The Desk with Transaction Top include the following features:

- A primary worksurface with a waterfall edge
- A transaction cubby and dividers
- Under worksurface power bar with:
  - Four power outlets
  - Cable tray (YEPD-6A)
- Casual power in the transaction cubby with:
  - One power outlet with two USB outlets
  - Offered with a Grey/White finish as standard
- Depth: 30", 36"
- Widths: 84", 96", 108", 120", 132", 144"
- Open Waterfall Edge Style available for all sizes, except 84" wide
- The transaction counter is available:
  - Left
  - Right
  - Center (132" wide and wider and with a closed waterfall)
- Cubby storage is available in the transaction counter:
  - 16" width for the 84" wide desk
  - 20" width for 96" to 144" wide desks
- Handedness is determined by the location of the storage from the users perspective


Closed Waterfall Edge Styles below




left transaction counter from users perspective




right transaction counter from users perspective




center transaction counter from users perspective



left transaction counter from front



right transaction counter from front



center transaction counter from front

Pricing is on the following page.

# reception desks

## PRICING

Depth	Width	Transaction Counter Handedness	Flintwood Worksurface, Laminate Base	Veneer Worksurface, Laminate Base	Flintwood Worksurface & Base	Veneer Worksurface & Base
30"	84"	Left / Right	22444	22867	23568	24010
30"	96"	Left / Right	23184	23643	24341	24825
30"	108"	Left / Right	23909	24408	25105	25630
30"	120"	Left / Right	24634	25173	25867	26431
30"	132"	Left / Right	25362	25937	26629	27235
30"	144"	Left / Right	26088	26699	27393	28036
30"	120"	Center	22580	23118	23709	24273
30"	132"	Center	23305	23882	24471	25075
30"	144"	Center	24032	24644	25235	25878
36"	84"	Left / Right	23290	23714	24456	24898
36"	96"	Left / Right	24073	24533	25275	25760
36"	108"	Left / Right	24843	25340	26084	26607
36"	120"	Left / Right	25612	26148	26891	27456
36"	132"	Left / Right	26380	26956	27699	28304
36"	144"	Left / Right	27149	27762	28507	29151
36"	120"	Center	23555	24091	24732	25297
36"	132"	Center	24326	24899	25540	26144
36"	144"	Center	25094	25705	26348	26991

# reception desks

## tekunion reception with full enclosure (CWRF)



### PRODUCT FEATURES

The Desk with Full Enclosure includes the following features:

- A primary worksurface
- A fully enclosed transaction cubby and dividers
- Under worksurface power bar with:
  - Four power outlets
  - Cable tray (YEPD-6A)
- Casual power in the transaction cubby with:
  - One power outlet with two USB outlets
  - Offered with a Grey/White finish as standard
- Worksurface Depth: 30"
- Overall Depth: 42", 48", 54"
- Widths: 84", 96", 108", 120", 132", 144", 156"
- The transaction counter is available:
  - Left
  - Right
  - Center (available on 132" wide and wider)
- Cubby storage is available in the transaction counter:
  - 16" width for the 84" wide desk
  - 20" width for 96" to 144" wide desks
- Handedness is determined by the location of the storage from the users perspective



left transaction counter from users perspective



right transaction counter from users perspective




center transaction counter from users perspective



left transaction counter from front



right transaction counter from front



center transaction counter from front

Pricing is on the following page.

# reception desks

## PRICING

Depth	Width	Transaction Counter Handedness	Flintwood Worksurface, Laminate Base	Veneer Worksurface, Laminate Base	Flintwood Worksurface & Base	Veneer Worksurface & Base
42"	84"	Left / Right	26568	27633	27897	29011
42"	96"	Left / Right	27611	28827	28992	30267
42"	108"	Left / Right	28685	30052	30121	31555
42"	120"	Left / Right	32465	33985	34089	35683
42"	132"	Left / Right / Center	33608	35279	35290	37044
42"	144"	Left / Right / Center	34784	36608	36524	38439
42"	156"	Left / Right / Center	35997	37972	37797	39869
48"	84"	Left / Right	26835	28017	28178	29417
48"	96"	Left / Right	27877	29207	29271	30670
48"	108"	Left / Right	28952	30437	30399	31960
48"	120"	Left / Right	32731	34365	34366	36085
48"	132"	Left / Right / Center	33872	35662	35569	37446
48"	144"	Left / Right / Center	35052	36992	36804	38841
48"	156"	Left / Right / Center	36264	38355	38076	40273
54"	84"	Left / Right	27101	28401	28457	29818
54"	96"	Left / Right	28144	29592	29551	31071
54"	108"	Left / Right	29221	30820	30679	32362
54"	120"	Left / Right	32999	34750	34646	36487
54"	132"	Left / Right / Center	34142	36045	35846	37848
54"	144"	Left / Right / Center	35319	37377	37083	39245
54"	156"	Left / Right / Center	36531	38739	38355	40675

# reception desks

## teknion reception communal bar (CWRB)



### PRODUCT FEATURES

---

The Communal Bar includes the following features:

- A worksurface accessible from two sides
- Central island storage with push latch hinged doors
- End storage in the following configurations:
  - Shelves
  - Closed Cabinet
- Worksurface cubby
- Under worksurface power bar with:
  - Four power outlets
  - Cable tray (YEPD-6A)
- Casual power outlet in the cubby area:
  - One power outlet with two USB outlets
  - Offered with a Grey/White finish as standard
- Depth: 42"
- Widths: 96", 108", 120"
- Handedness is determined by the location of the end storage from the users perspective



left hand orientation



right hand orientation

Pricing is on the following page.

# reception desks

## PRICING

Width	End Storage Type	Flintwood Worksurface / End Storage, Foundation Laminate Base / Island Storage	Veneer Worksurface / End Storage, Found Laminate Base/ Island Storage	Flintwood Worksurface /End Storage, Flintwood Base/ Island Storage	Veneer Worksurface / End Storage, Veneer Base / Island Storage
96"	Open Shelves	29711	31196	31446	33018
96"	Closed Cabinet	31484	33057	33218	34878
108"	Open Shelves	31303	32868	33493	35166
108"	Closed Cabinet	33077	34732	35264	37030
120"	Open Shelves	32464	34086	34934	36681
120"	Closed Cabinet	34235	35949	36708	38544

Receptionist Side Single Port, two USB add 581

Guest Side Single Port, two USB add 581

Both Sides Single Port, two USB add 1160