

storage

AUDIENCE® CREDENZA STORAGE BASICS66

AUDIENCE® CREDENZA CONFIGURATIONS67

LOCKS & KEYS CHART68

AUDIENCE® A.V. CART BASICS69

AUDIENCE® HOSPITALITY CART BASICS70

PROJECT STORAGE BASICS71

PROJECT STORAGE CONFIGURATIONS72

EDGE TRIM STYLE OVERVIEW73

WOOD FINISH DETAILS74

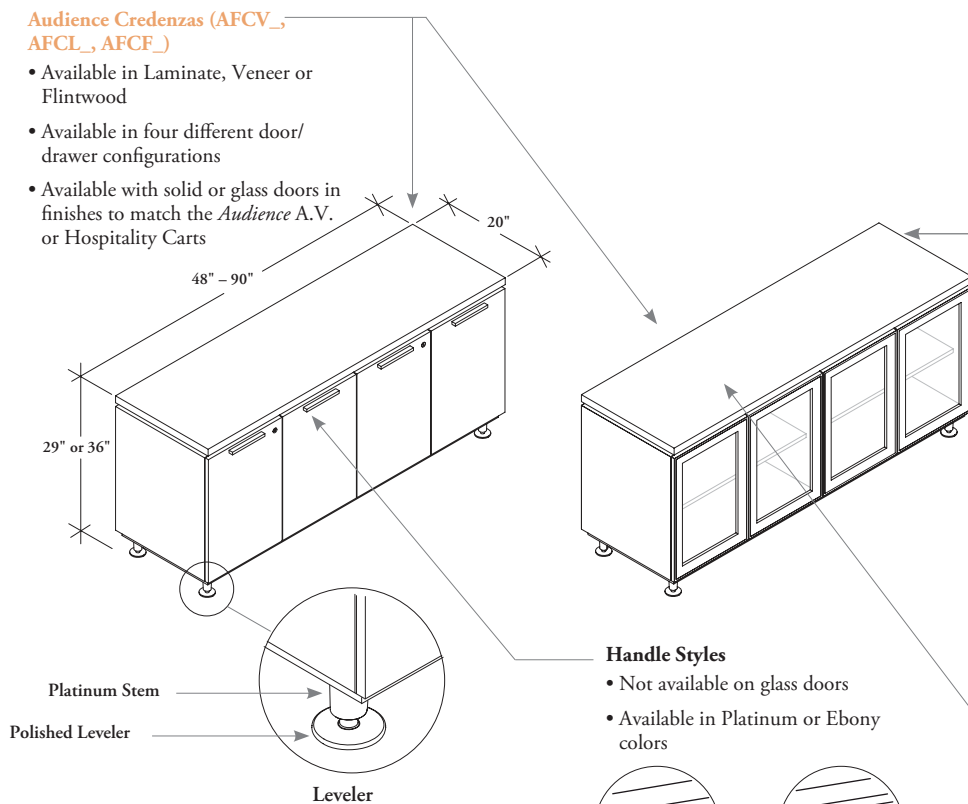
audience® credenza storage basics

Audience Credenzas comes in a variety of configurations, sizes and finishes to help compliment any meeting or boardroom room storage requirements.

- Locks can be keyed alike or keyed random (not available on glass doors)
- An optional Waste Receptacle can be specified with all *Audience* Credenza storage units (not available on glass doors)

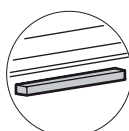
Audience Credenzas (AFCV, AFCL, AFCF)

- Available in Laminate, Veneer or Flintwood
- Available in four different door/drawer configurations
- Available with solid or glass doors in finishes to match the *Audience* A.V. or Hospitality Carts



Handle Styles

- Not available on glass doors
- Available in Platinum or Ebony colors



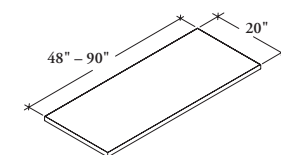
Rectangular (B)



Contemporary (C)

Finishes

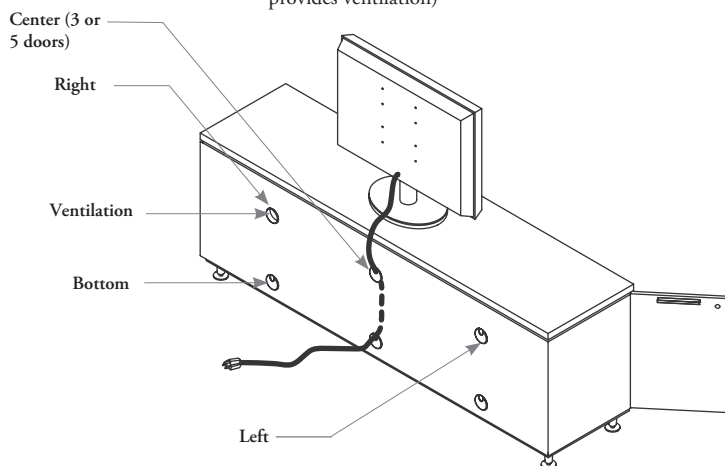
- Veneer Credenzas are available in a selection of Natural Veneers
- Laminate Credenzas are available in a selection of Source Laminates
- Flintwood Credenzas are available in a selection of Flintwood stains
- Solid Doors and drawers will be finished to match the case
- Glass Doors are Frosted (FT) and finished in a clear Anodized frame



Credenza Top (AFCT)

- Is to be used in conjunction with the AFCV, AFCF or AFCL Credenzas
- Must be specified separately for every Credenza ordered
- Can be specified in Foundation Laminates, Flintwood stains and Natural Veneers
- Edge trims can be specified in Straight Trim (6), Flintwood Straight (7), Flat Edge (G), Full Knife Edge (H), Solid Full Knife Edge (X) or Solid Eased Edge (E)

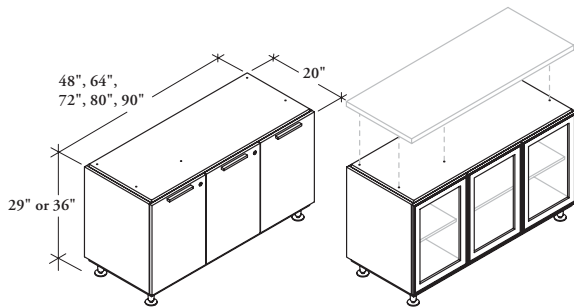
Optional **Grommets** can be specified left, centered, or right (grommet provides ventilation)



audience[®] credenza configurations

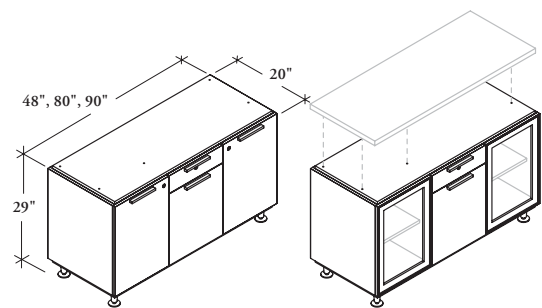
Four different configurations of Credenzas are available (Doors (A), Single Drawer (B), Doors & Drawers (C) and middle Drawers (D)); each are available in three case finish options – Laminate, Flintwood and Natural Veneer.

door configurations (a)



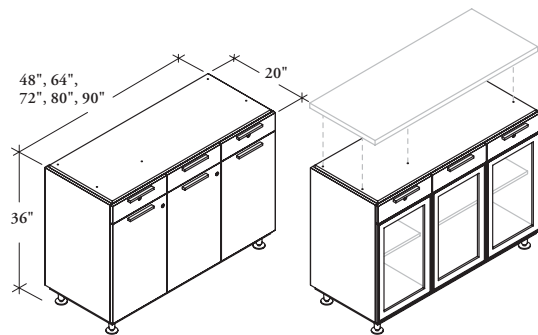
Audience Credenza with Doors (AFC_A)

single drawer configurations (b)



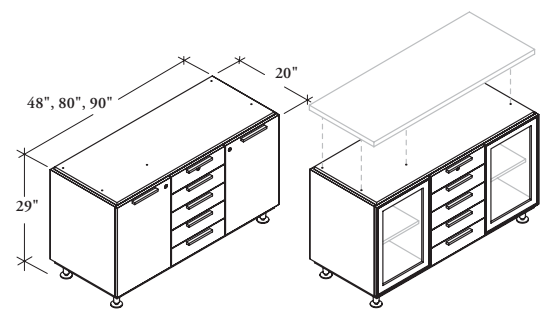
Audience Credenza with Single Drawer (AFC_B)

doors and drawers configuration (c)



Audience Credenza with Doors and Drawers (AFC_C)





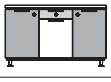
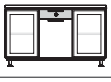
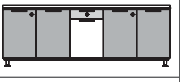
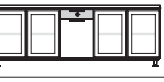















middle drawers configuration (d)



Audience Credenza with Middle Drawers (AFC_D)

locks & keys chart

The following chart indicates the location of the lockable doors and drawers.

| product code | dimensions (width) | | | | | |
|-----------------|---|---|---|--|---|---|
| | 32" | 48" | | 64" or 72" | | 80" or 90" |
| AFC_A | n/a |  |  |  |  |  |
| Number of Locks | — | 2 | — | 2 | — | 2 |
| AFC_B | n/a |  |  | n/a |  |  |
| Number of Locks | — | 3 | 1 | — | 3 | 1 |
| AFC_C | n/a |  |  |  |  |  |
| Number of Locks | — | 4 | 2 | 4 | 2 | 4 |
| AFC_D | n/a |  |  | n/a |  |  |
| Number of Locks | — | 3 | 1 | — | 3 | 1 |
| AFT_ |  |  | n/a | n/a | n/a | n/a |
| Number of Locks | 1 | — | — | — | — | — |
| APM_A |  |  | n/a | n/a | n/a | n/a |
| Number of Locks | 1 | — | — | — | — | — |
| APM_B |  |  | n/a | n/a | n/a | n/a |
| Number of Locks | 2 | 1 | — | — | — | — |

 Lockable Doors only  Lockable Drawers only  Not Lockable

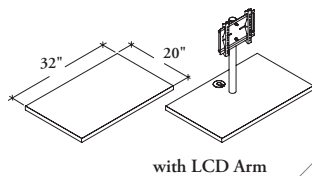
audience® a.v. cart basics

The *Audience A.V. Cart* is a mobile or stationary unit that houses all audio and video equipment within one location.

Locks can be keyed alike or keyed random (not available on glass doors)

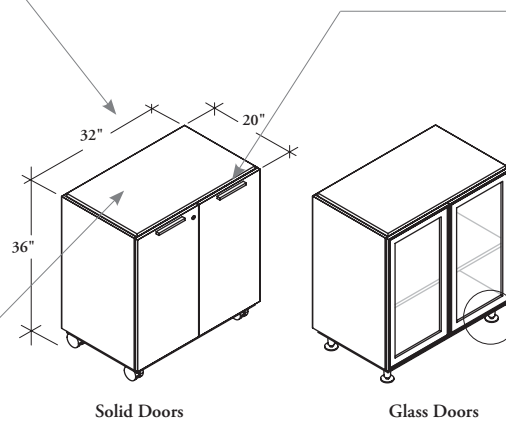
Audience A.V. Carts (AFTV, AFTL, AFTF)

- Available in Laminate, Veneer or Flintwood
- Available with solid or glass doors in finishes to match the *Audience* Credenzas or Hospitality Carts



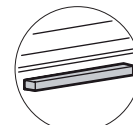
A.V. Cart Top (AFTT)

- Is to be used in conjunction with the *Audience A.V. Carts* (AFTV, AFTF or AFTL)
- Must be specified separately for every *Audience A.V. Cart* specified
- Can be specified in Foundation Laminates, Flintwood stains and Natural Veneers
- Edge trims can be specified in Straight Trim (6), Flintwood Straight (7), Flat Edge (G), Full Knife Edge (H), Solid Full Knife Edge (X) or Solid Eased Edge (E)



Handle Styles

- Not available on glass doors
- Available in Platinum or Ebony colors

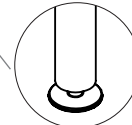


Rectangular (B)



Contemporary (C)

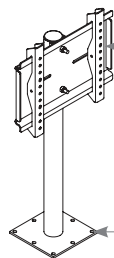
Can be specified with casters or levelers



Leveler



Caster

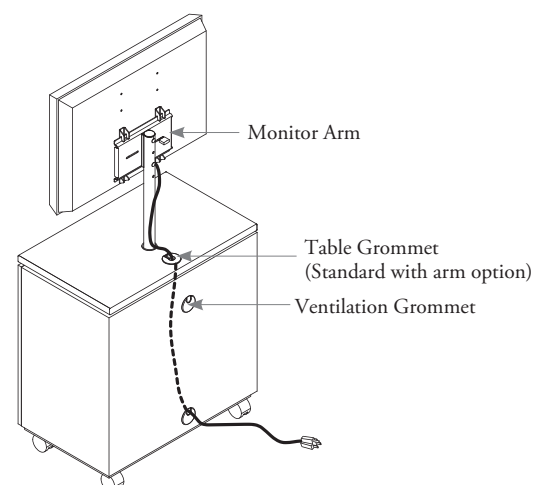
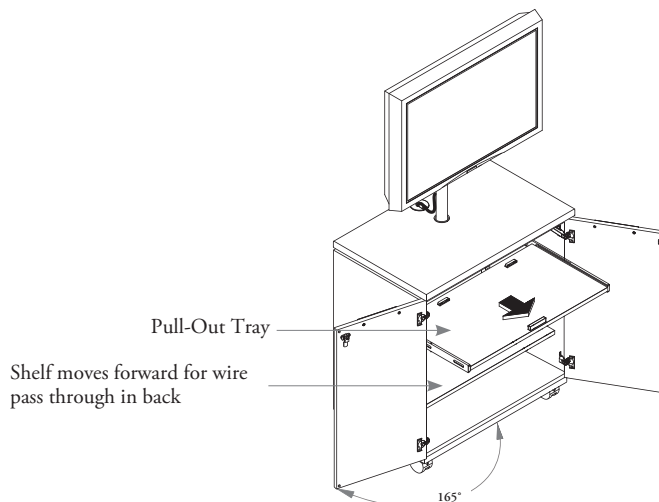


Hole pattern accommodates most 21"–32" flat LCD Monitor TV's

Fastens to spacer between top and case

Finishes

- Veneer Carts are available in a selection of Natural Veneers
- Laminate Carts are available in a selection of Source Laminates
- Flintwood Carts are available in a selection of Flintwood stains
- Solid Doors will be finished to match the case
- Glass Doors are Frosted (FT) and finished in a clear Anodized frame



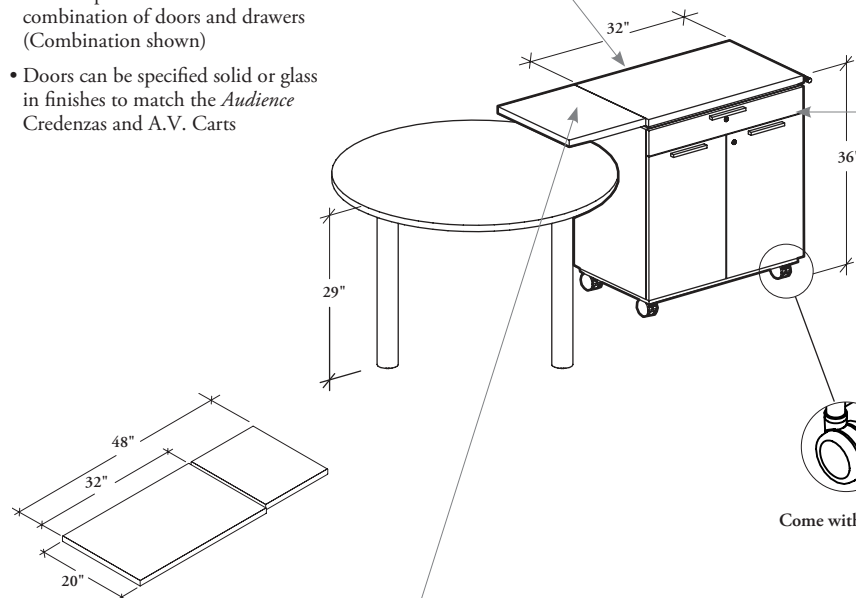
audience® hospitality cart basics

The *Audience* Hospitality Cart is a mobile server that compliments all *Audience* storage table products.

- Locks can be keyed alike or keyed random (not available on glass doors)
- An optional Waste Receptacle can be specified with all *Audience* Hospitality Carts (not available on glass doors)

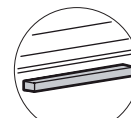
Audience Hospitality Carts (AFMV, AFML, AFMF)

- Available in Laminate, Veneer or Flintwood
- Can be specified with doors or a combination of doors and drawers (Combination shown)
- Doors can be specified solid or glass in finishes to match the *Audience* Credenzas and A.V. Carts



Handle Style

- Not available on glass doors
- Available in Platinum or Ebony colors



Rectangular (B)



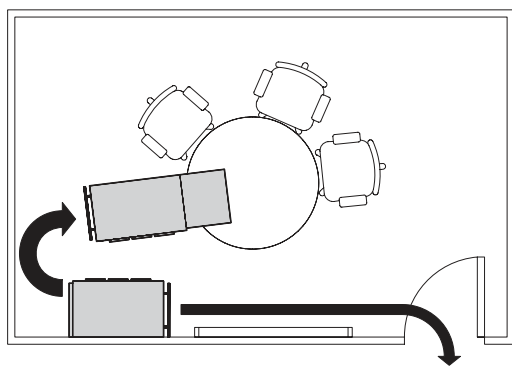
Contemporary (C)

Finishes

- Veneer Carts are available in a selection of Natural Veneers
- Laminate Carts are available in a selection of Source Laminates
- Flintwood Carts are available in a selection of Flintwood stains
- Solid Doors and drawer will be finished to match the case
- Glass Doors are Frosted (FT) and finished in a clear Anodized frame

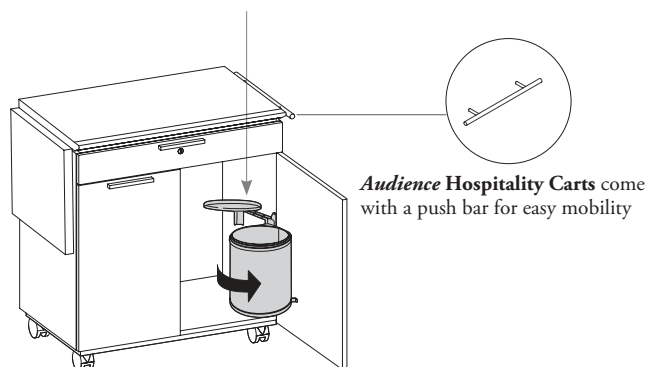
Hospitality Cart Top (AFMT)

- To be used in conjunction with the *Audience* Hospitality Carts (AFML, AFMF or AFMV)
- Must be specified separately for every *Audience* Hospitality Cart specified
- Can be specified in Foundation Laminates, Flintwood stains and Natural Veneers
- Edge trims can be specified in Straight (6), Flintwood Straight (7), Flat Edge (G), Full Knife Edge (H), Solid Full Knife Edge (X) or Solid Eased Edge (E)



- With the leaf extended, the unit can be brought to tables for easy serving
- When parked in a corner the hospitality cart acts as a small credenza ideal for smaller meeting rooms
- The unit can be wheeled out when further space is needed

- The optional **Waste Receptacle Unit** when specified, opens when the door is opened
- It is mounted by the user via instructions supplied
- Also available in Credenzas



Audience Hospitality Carts come with a push bar for easy mobility

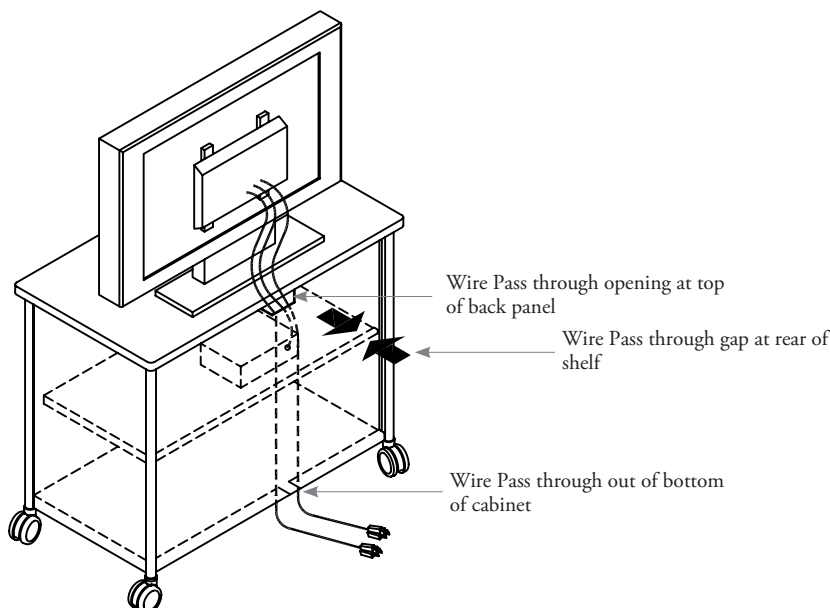
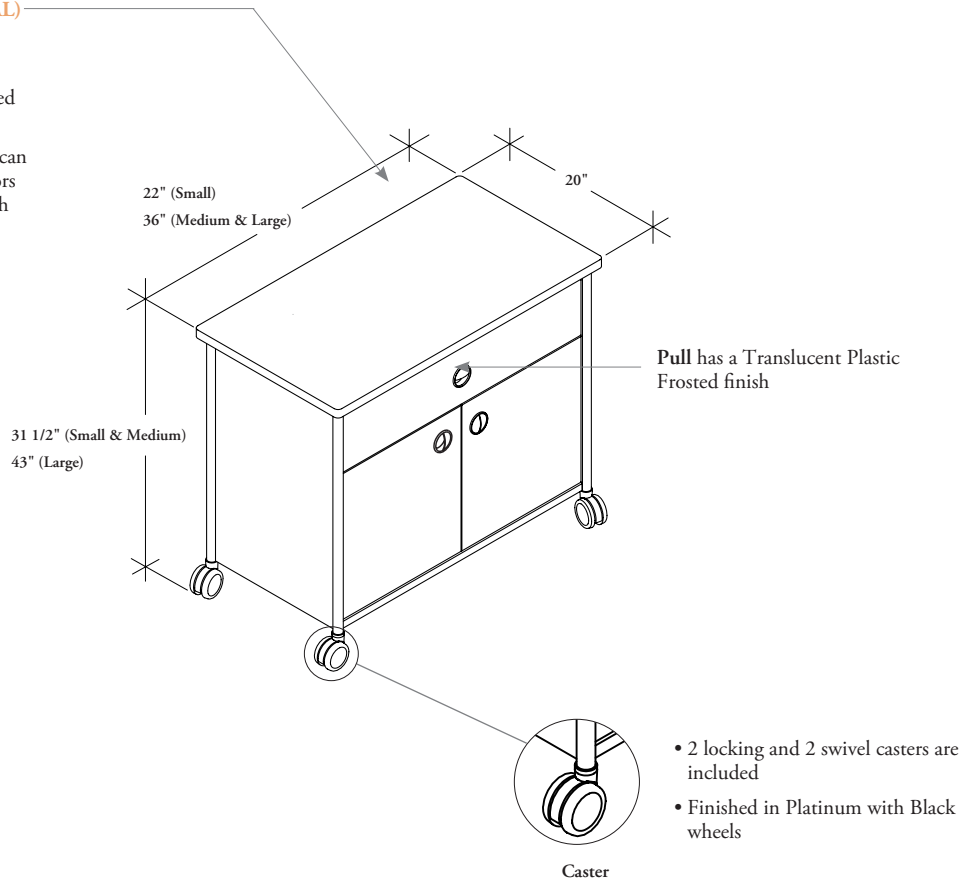
project storage basics

Project storage units are constructed of metal and are offered in a variety of sizes and configurations that can be used within workstations or collaborative spaces.

Locks can be keyed alike or keyed random

Project Carts (AFAS, AFAM, AFAL)

- Three sizes are offered: small, medium and large
- Small Project Carts can be specified open or with doors
- Medium and Large Project Carts can also be specified open or with doors however, can also be specified with combination doors and drawers



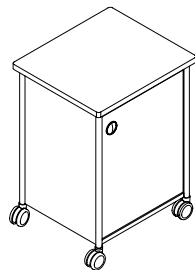
Finishes

- Post, case and front finishes are available in a selection of Satin, Satin Mica, Textured or Textured Mica colors
- Shelf will be finished to match the case
- Top surface can be specified in Foundation Laminates, Flintwood stains or Natural Veneers
- Edge trims can be specified in Flat Trim (8), Flintwood Straight (7), Flat Edge (G), Full Knife Edge (H), Solid Full Knife Edge (X) or Solid Eased Edge (E)

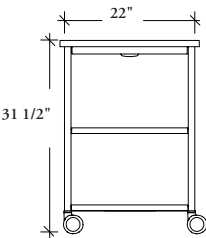
project storage configurations

Project carts are available with a variety of options including Open, with Doors and Drawers.

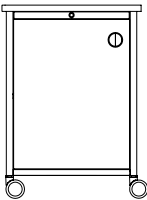
small project cart



AFAS

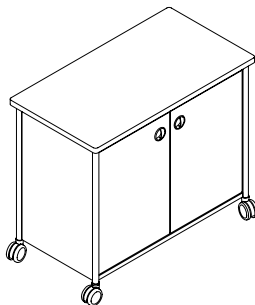


Open Shelf (S)

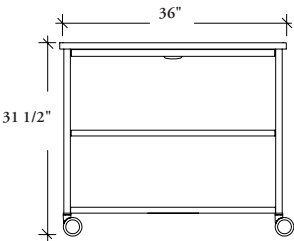


Door (D)

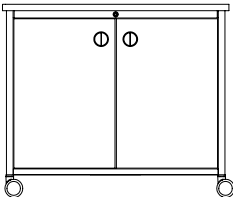
medium project cart



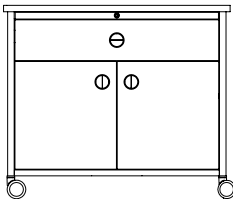
AFAM



Open Shelf (S)

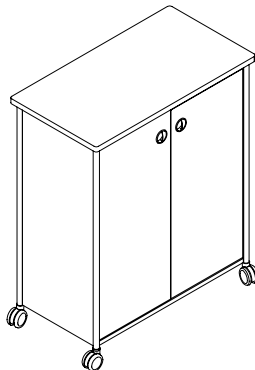


Doors (D)

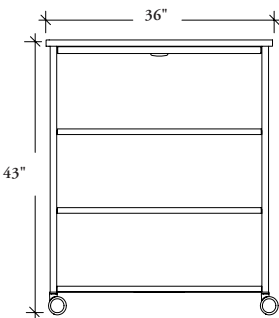


Doors and Drawers (R)

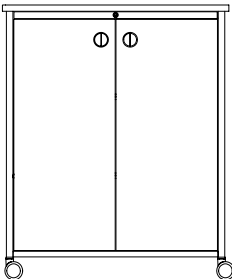
large project cart



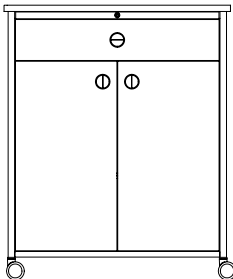
AFAL



Open Shelf (S)



Doors (D)


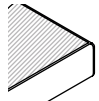



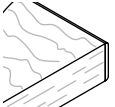
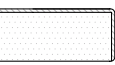
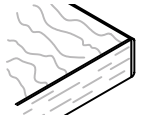
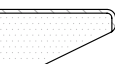
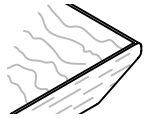

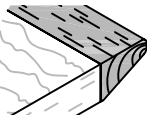
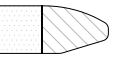



Doors and Drawers (R)

edge trim style overview

The chart below indicates which edge trim styles can be specified with all storage surface finishes.

- All edge finishes will automatically default to match the surface finish selected, with the exception of the Straight Trim (6) and Flat Trim (8) which requires that an edge finish be chosen
- *Audience* Boardroom Storage tops are 1 1/4" thick
- Project Cart Storage tops are 1" thick

| | | Foundation Laminate Surface | Flintwood Surface | Natural Veneer | Non-User Edge |
|------------------------------|---|---|---|--|--|
| Boardroom Storage Tops | Straight Trim (6)  |  | n/a | n/a | Straight Trim (6) |
| | All Edges | | | | |
| Boardroom Storage Tops | Flat Trim (8)  |  | n/a | n/a | Flat Trim (8) |
| | All Edges | | | | |
| Project Cart Storage Tops | Flintwood Straight Trim (7)  | n/a |  | n/a | Flintwood Straight Trim (7) |
| | All Edges | | | | |
| | Flat Edge (G)  | n/a | n/a |  | Flat Edge (G) |
| | All Edges | | | | |
| | Full Knife Edge (H)  | n/a | n/a |  | Finished in a coordinating Flat edge |
| | User Edge Only | | | | |
| | Solid Full Knife Edge (X)  | n/a | n/a |  | Finished in a coordinating Flat edge |
| | User Edge Only | | | | |
| | Solid Eased Edge (E)  | n/a | n/a |  | Finished in a coordinating Flat edge |
| | User Edge Only | | | | |

wood finish details

The following provides details on Teknion's Flintwoods and Natural Veneers.

flintwood & natural veneer

Different wood species offer unique texture and grain. Due to the natural properties of wood, grain pattern and finish color variation can be expected. Teknion provides a coordinated color match between individual product lines.

The variation in technology between Teknion's wood manufacturing facilities and the veneers that are utilized will cause fluctuation in the fill rates and sheen levels. All Flintwood worksurfaces and storage tops are closed pore. All Flintwood used in a vertical application is open pore (Table base infill, Storage Units Case, Focus Board). Natural Veneer in all applications is open pore.

Exposure to direct sunlight should be avoided as UV rays may cause the veneer color to change. Adding new product to an existing installation might result in color variations due to light exposure and aging of the original product. For more information on Teknion wood and cleaning instructions, see *Teknion's Fabrics and Finishes programs*.