

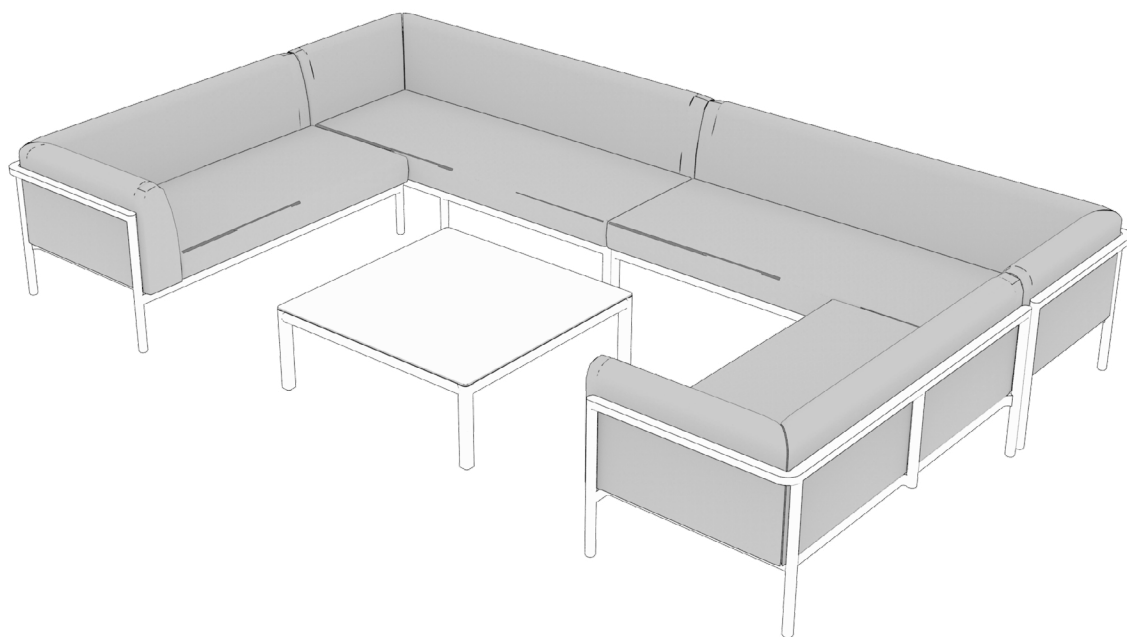
# point origin

## features

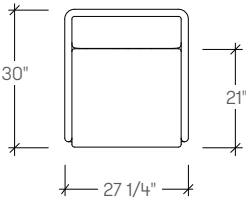
Simple and straightforward, Point Origin is a collection of lounge seating and occasional tables designed for casual indoor use and specified for outdoor durability. Offered through a partnership with Point Outdoor in Alicante, Spain, and created by designer Mario Ruiz, the collection includes lounge chairs and two—or three-seat sofas with matching occasional tables.

Featuring simple lines with discreet design gestures, Origin sofas can be used individually or grouped together with single-arm sofas to create larger configurations or L-shaped arrangements. Despite the simple appearance, the furniture is exceptionally comfortable. Origin features sturdy welded aluminum frames paired with thick foam cushions, available in a wide range of textiles.

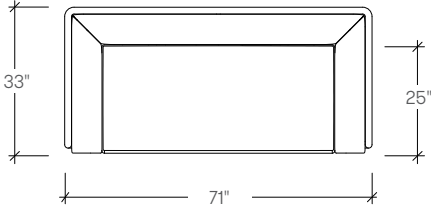
When specified for outdoor durability, Origin is equipped with cushion water barriers and various UV-resistant and weatherproof textile patterns and colors designed outdoor use. The aluminum frames of the chairs and sofas can be easily stacked, allowing for minimal storage space when temperatures drop.



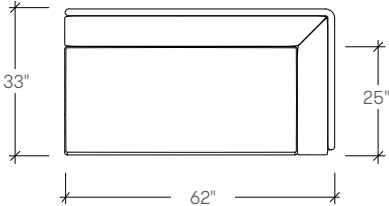
dimensions



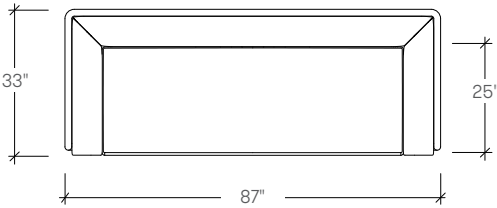
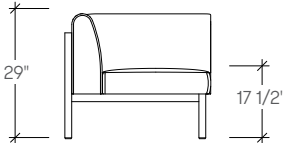
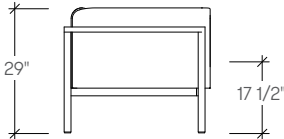
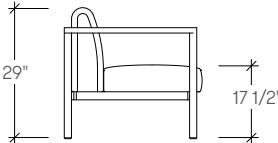
Point Origin Lounge Chair  
(PNOC P1A / PNOC W1A)



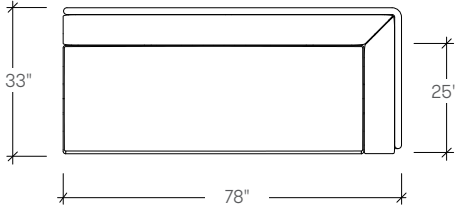
Point Origin Two Seat Settee with Two Arms  
(PNOSP2A / PNOSW2A)



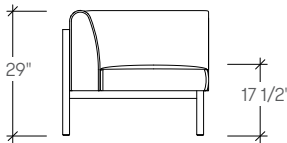
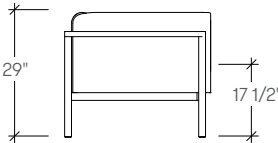
Point Origin Two Seat Settee with One Arm, Left/Right  
(PNOSP2L / PNOSW2L)  
(PNOSP2R / PNOSW2R)



Point Origin Three Seat Settee with Two Arms  
(PNOSP3A / PNOSW3A)



Point Origin Three Seat Sofa with One Arm, Left/Right  
(PNOSP3L / PNOSW3L)  
(PNOSP3R / PNOSW3R)

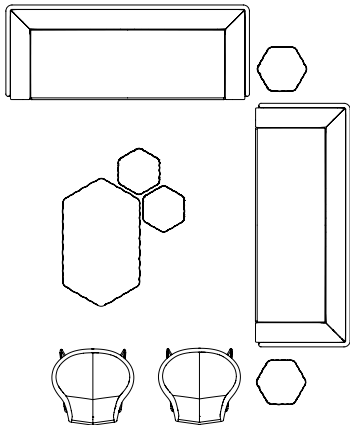
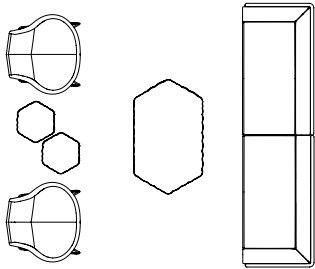
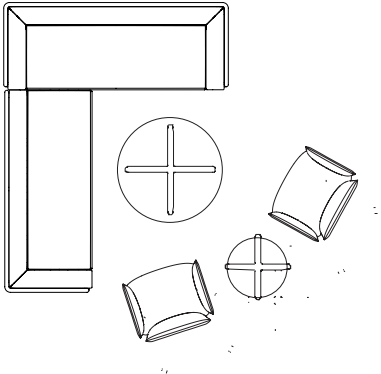


# point origin

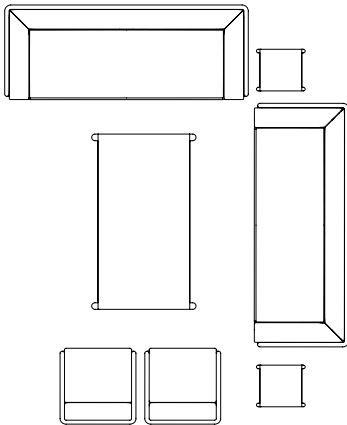
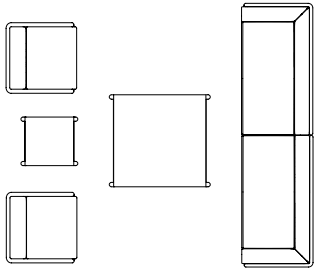
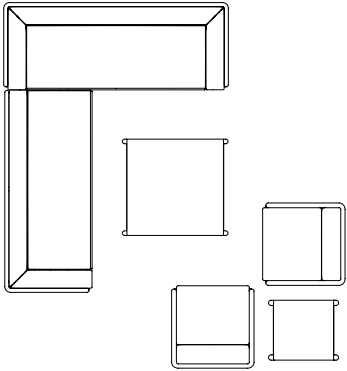
## planning

Point Origin features simple lines with discreet design gestures. Sofas can be used individually or group a two-arm settee or sofa together with single-arm version to create L-shaped arrangements. Combine two single-arm settees or sofas together to create a long run. Despite the simple appearance, the furniture is exceptionally comfortable. Origin features sturdy welded aluminum frames paired with thick foam cushions, available in a wide range of textiles.

### indoor environment applications



### outdoor environment applications

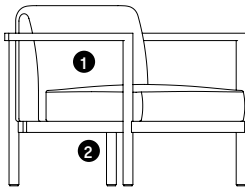


## specifying point origin finishes

Point Origin is available in a wide range of fabric combinations that allow for an expressive use of textile color and texture.

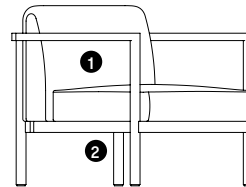
### Note:

Point Origin seating specified for use in an outdoor environment include water barrier covers and are only available in textiles approved for use in an outdoor environment. Seating specified for use in an indoor environment include outdoor textiles as an option but do not include water barriers. Indoor seating should never be used outdoors and will not be covered under the Studio TK warranty



### PNOCPIA (indoor use)

- 1 **Seat Upholstery Finish**  
Select seat upholstery
- 2 **Frame Finish**  
Select frame finish



### PNOCW1A (outdoor use)

- 1 **Seat Upholstery Finish**  
Select seat upholstery
- 2 **Frame Finish**  
Select frame finish

## comfort wrinkles

Upholstered sections feature large and/or long panels that will take on additional personality over time as they develop comfort wrinkles from use.

## specification example

Point Origin lounge seating is available in several seating configurations for use in an indoor or an outdoor environment. Product specified for an indoor environment may not be used outdoors. Arm placement is determined by standing in front of a seat. A "Left Facing" arm is to your left when looking at the seat and to your right when sitting in the seat.

### Steps involved in specifying Point Origin

- Select the model for indoor or outdoor use
- Select the seat configuration
- Select the seat cushion upholstery
- Select the frame finish

### Example:

**PNOCW**  
**PNOCW1A**  
**PNOCW1AE523**  
**PNOCW1AE523QM**

## weights

Point Origin Lounge Chair	38 lbs
Point Origin Two Seat Settee	86 lbs
Point Origin Two Seat Settee with One Arm	73 lbs
Point Origin Three Seat Sofa	106 lbs
Point Origin Three Seat Sofa with One Arm	101 lbs

## frame stacking

Point Origin frames may be stacked for storage during the off season. Like size components (Chairs, Settees with one or two arms, and Sofas with one or two arms) will stack together up to four (4) frames high with the cushions removed.

## indoor / outdoor construction

Point Origin lounge seating is available to specify for use in either an indoor or an outdoor environment and has unique model numbers. The overall appearance is the same, however, there are additional construction elements necessary for seating intended for use outdoors where it is exposed to the weather.

## cushion water barriers

When specified for use in an outdoor environment, Point Origin features water barrier covers that are installed over cushions prior to the application of upholstery. These covers provide a protective barrier to prevent the foam from absorbing moisture. Seating specified for use in a protected indoor environment does not include water barriers on the cushions and may never be used outdoors.

**outdoor rated textiles**

Seating specified for use in an outdoor environment will be limited to order in finish textiles that are specifically designed to withstand prolonged UV exposure and outdoor elements. Seating ordered for use in indoor environments are available in a wider range of textiles that may include textiles also suitable for outdoor use. Note that the use of outdoor rated textiles alone does not approve seating for use in an outdoor environment.

**outdoor rated paint**

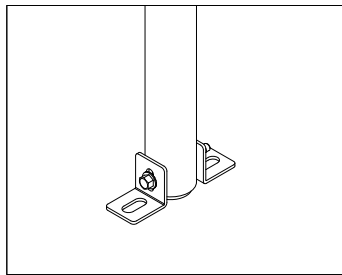
Point Origin is constructed with aluminum frames finished in a textured paint formulated to withstand prolonged UV exposure and outdoor weather elements. All Point Origin frames are finished in the same paint regardless of if they are specified for outdoor or indoor use. Point Origin is not available in any of Studio TK’s Fundamental or Fashion Paint finishes.

**outdoor covers**

Optional outdoor covers are available for added protection to the weather and dirt and debris that can build up. While it is not necessary to use covers in an outdoor environment, their use will reduce the cleaning required.

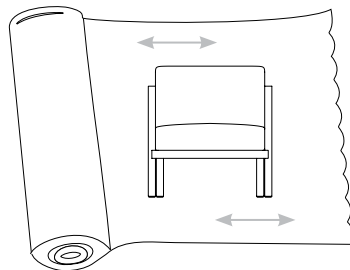
**outdoor bracket**

Secure your Point outdoor furniture with optional brackets available in a black finish. Each set includes two corner brackets designed to anchor two legs to the ground. Installation requires drilled holes and appropriate hardware, which needs to be supplied by your installer according to your specific installation needs.



**special upholstery requirements**

The length of Point Origin sofas requires components to be upholstered in a Railroad direction. Consideration should be given when selecting upholstery that features patterns or texture as they will present differently than other seating upholstered in the same pattern. Applied in an off the bolt direction.



**COM/COL material requirement**

Yardage is based on a non-patterned fabric. Additional yardage may be required for pattern repeats and the matching required. Leather yield may be affected by the quality of the COL. However, variance in the size of the hides will not affect the yield.

<b>SINGLE UPHOLSTERY</b>	COM [yards]	COL [sq. ft.]
Point Origin Lounge Chair	3	n/a
Point Origin Two Seat Settee	9	n/a
Point Origin Two Seat Sectional with One Arm	7 1/2	n/a
Point Origin Three Seat Sofa	10	n/a
Point Origin Three Seat Sectional with One Arm	9	n/a

**PNOCP point origin lounge chair, indoor environment**

**Product Options**

Configuration	Seat Upholstery Finish	Frame Finish
1A Chair with Two Arms	Fabric	QG Gunmetal Grey QM Mineral White

**Note** Point Origin is upholstered in a Railroad direction and consideration should be given when selecting textiles that feature patterns or texture  
 Indoor Lounge Chairs are never suitable for use in an outdoor environment and will void warranties. Choose the Outdoor Lounge Chair model when used outdoors  
 Point Origin is only available in a Mineral White or Gunmetal Grey leg finish



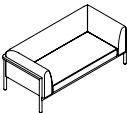
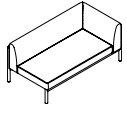
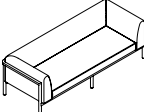
	Seat												
	COM	COL	Gr.1	Gr.2	Gr.3	Gr.4	Gr.5	Gr.6	Gr.7	Gr.8	Gr.9	Gr.10	Gr.11
1A Chair with Two Arms	2400	n/a	2539	2601	2655	2717	2763	2802	2841	2887	2934	2980	3034
											Leather		
											LB	LC	LD
1A Chair with Two Arms	3096	3173	3251	3328	3405	3483	3560	3637	3715		n/a	n/a	n/a

## PNOSP point origin lounge sofa, indoor environment

### Product Options

Configuration	Seat Upholstery Finish	Frame Finish
<b>2A</b> Two Seat Settee with Two Arms <b>2L</b> Two Seat Settee with One Arm Left, Facing <b>2R</b> Two Seat Settee with One Arm Right, Facing <b>3A</b> Three Seat Sofa with Two Arms <b>3L</b> Three Seat Sofa with One Arm Left, Facing <b>3R</b> Three Seat Sofa with One Arm Right, Facing	Fabric	<b>QG</b> Gunmetal Grey <b>QM</b> Mineral White

**Note** Point Origin is upholstered in a Railroad direction and consideration should be given when selecting textiles that feature patterns or texture  
 Indoor Lounge Sofas are never suitable for use in an outdoor environment and will void warranties. Choose the Outdoor Lounge Sofa model when used outdoors  
 Two seat Settee and three seat Sofa sectional components with one arm include a pair of ganging brackets to hold frames together when configured in an L shape  
 Point Origin is only available in a Mineral White or Gunmetal Grey leg finish

		Seat											Leather				
		COM	COL	Gr.1	Gr.2	Gr.3	Gr.4	Gr.5	Gr.6	Gr.7	Gr.8	Gr.9	Gr.10	Gr.11	LB	LC	LD
	<b>2A</b> Two Seat Settee with Two Arms	5400	n/a	5818	6003	6166	6351	6490	6606	6722	6862	7001	7140	7302			
	<b>2L</b> Two Seat Settee with One Arm Left, Facing	5000	n/a	5348	5503	5638	5793	5909	6005	6102	6218	6334	6450	6585			
	<b>2R</b> Two Seat Settee with One Arm Right, Facing	5000	n/a	5348	5503	5638	5793	5909	6005	6102	6218	6334	6450	6585			
	<b>3A</b> Three Seat Sofa with Two Arms	6800	n/a	7264	7470	7651	7857	8012	8140	8269	8424	8579	8733	8914			
	<b>3L</b> Three Seat Sofa with One Arm Left, Facing	6200	n/a	6618	6803	6966	7151	7290	7406	7522	7662	7801	7940	8102			
	<b>3R</b> Three Seat Sofa with One Arm Right, Facing	6200	n/a	6618	6803	6966	7151	7290	7406	7522	7662	7801	7940	8102			
		Gr.12	Gr.13	Gr.14	Gr.15	Gr.16	Gr.17	Gr.18	Gr.19	Gr.20							
	<b>2A</b> Two Seat Settee with Two Arms	7488	7720	7952	8184	8416	8648	8880	9112	9344		n/a	n/a	n/a			
	<b>2L</b> Two Seat Settee with One Arm Left, Facing	6740	6933	7127	7320	7513	7707	7900	8093	8287		n/a	n/a	n/a			
	<b>2R</b> Two Seat Settee with One Arm Right, Facing	6740	6933	7127	7320	7513	7707	7900	8093	8287		n/a	n/a	n/a			
	<b>3A</b> Three Seat Sofa with Two Arms	9120	9378	9636	9893	10151	10409	10667	10924	11182		n/a	n/a	n/a			
	<b>3L</b> Three Seat Sofa with One Arm Left, Facing	8288	8520	8752	8984	9216	9448	9680	9912	10144		n/a	n/a	n/a			
	<b>3R</b> Three Seat Sofa with One Arm Right, Facing	8288	8520	8752	8984	9216	9448	9680	9912	10144		n/a	n/a	n/a			

# PNOCW point origin lounge chair, outdoor environment

## Product Options

Configuration	Outdoor Seat Upholstery	Frame Finish
1A Chair with Two Arms	Fabric	QG Gunmetal Grey QM Mineral White

**Note** Point Origin is upholstered in a Railroad direction and consideration should be given when selecting textiles that feature patterns or texture  
 Point Origin is only available in a Mineral White or Gunmetal Grey leg finish  
 Optional outdoor covers are available for Origin. While not necessary for use outdoors, covers will provide added protection against dirt and the elements and reduce cleaning time  
 Care and consideration should be given to potential windy conditions when placing Origin outdoor furniture on an upper floor balcony or terrace. Optional mounting brackets are available to secure the frames to the ground but cushions are not attached and should be removed during high wind events



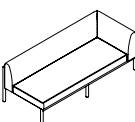
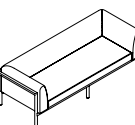
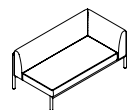
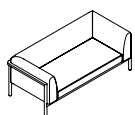
		Seat										
		COM	Gr.1	Gr.2	Gr.3	Gr.4	Gr.5	Gr.6	Gr.7	Gr.8	Gr.9	Gr.10
1A	Chair with Two Arms	2600	2739	2801	2855	2917	2963	3002	3041	3087	3134	3180
		Gr.11	Gr.12	Gr.13	Gr.14	Gr.15	Gr.16	Gr.17	Gr.18	Gr.19	Gr.20	
1A	Chair with Two Arms	3234	3296	3373	3451	3528	3605	3683	3760	3837	3915	

## PNOSW point origin lounge sofa, outdoor environment

### Product Options

Configuration	Outdoor Seat Upholstery	Frame Finish
2A Two Seat Settee with Two Arms	Fabric	<b>QG</b> Gunmetal Grey <b>QM</b> Mineral White
2L Two Seat Settee with One Arm Left, Facing		
2R Two Seat Settee with One Arm Right, Facing		
3A Three Seat Sofa with Two Arms		
3L Three Seat Sofa with One Arm Left, Facing		
3R Three Seat Sofa with One Arm Right, Facing		

**Note** Point Origin is upholstered in a Railroad direction and consideration should be given when selecting textiles that feature patterns or texture  
 Two seat Settee and three seat Sofa sectional components with one arm include a pair of ganging brackets to hold frames together when configured in an L shape  
 Point Origin is only available in a Mineral White or Gunmetal Grey leg finish  
 Optional outdoor covers are available for Origin. While not necessary for use outdoors, covers will provide added protection against dirt and the elements and reduce cleaning time  
 Care and consideration should be given to potential windy conditions when placing Origin outdoor furniture on an upper floor balcony or terrace. Optional mounting brackets are available to secure the frames to the ground but cushions are not attached and should be removed during high wind events



#### Seat

	COM	Gr.1	Gr.2	Gr.3	Gr.4	Gr.5	Gr.6	Gr.7	Gr.8	Gr.9	Gr.10
2A Two Seat Settee with Two Arms	5800	6218	6403	6566	6751	6890	7006	7122	7262	7401	7540
2L Two Seat Settee with One Arm Left, Facing	5400	5748	5903	6038	6193	6309	6405	6502	6618	6734	6850
2R Two Seat Settee with One Arm Right, Facing	5400	5748	5903	6038	6193	6309	6405	6502	6618	6734	6850
3A Three Seat Sofa with Two Arms	7200	7664	7870	8051	8257	8412	8540	8669	8824	8979	9133
3L Three Seat Sofa with One Arm Left, Facing	6700	7118	7303	7466	7651	7790	7906	8022	8162	8301	8440
3R Three Seat Sofa with One Arm Right, Facing	6700	7118	7303	7466	7651	7790	7906	8022	8162	8301	8440
	<b>Gr.11</b>	<b>Gr.12</b>	<b>Gr.13</b>	<b>Gr.14</b>	<b>Gr.15</b>	<b>Gr.16</b>	<b>Gr.17</b>	<b>Gr.18</b>	<b>Gr.19</b>	<b>Gr.20</b>	
2A Two Seat Settee with Two Arms	7702	7888	8120	8352	8584	8816	9048	9280	9512	9744	
2L Two Seat Settee with One Arm Left, Facing	6985	7140	7333	7527	7720	7913	8107	8300	8493	8687	
2R Two Seat Settee with One Arm Right, Facing	6985	7140	7333	7527	7720	7913	8107	8300	8493	8687	
3A Three Seat Sofa with Two Arms	9314	9520	9778	10036	10293	10551	10809	11067	11324	11582	
3L Three Seat Sofa with One Arm Left, Facing	8602	8788	9020	9252	9484	9716	9948	10180	10412	10644	
3R Three Seat Sofa with One Arm Right, Facing	8602	8788	9020	9252	9484	9716	9948	10180	10412	10644	

# PNOZW point origin outdoor seat cover

## Product Options

Configuration	
1	Cover for Origin Lounge Chair
2	Cover for Origin Two Seat Settee
3	Cover for Origin Three Seat Sofa

**Note** Cover size is determined by the number of seats  
 Ganging brackets must be removed from sectional components to use covers  
 Covers fit over the seat and may be secured using a strap under the frame  
 Covers are available in a Mineral White complement only

	Price
1 Cover for Origin Lounge Chair	740
2 Cover for Origin Two Seat Settee	995
3 Cover for Origin Three Seat Sofa	1095

# PNCBW point long island outdoor seating corner bracket pair

## Product Options

Configuration	
2	Bracket Pair for Use on Two Legs

**Note** Corner Brackets are sold in pairs and secure two legs to the ground  
 Kit includes four L brackets (two per leg) and outdoor hardware to mount brackets to the furniture legs. Your installer will need to drill holes  
 L brackets are only available in a black finish  
 Outdoor ground mounting hardware IS NOT included and must be supplied by your installer for your specific installation requirements

	Price
2 Bracket Pair for Use on Two Legs	95