


visio chair overview

Visio elevates the affordable work chair. Simple and polished, Visio has a lighter scale and a slim, graceful profile with mesh back that molds to the body for essential support. A comfortable chair with refined details, Visio offers discreet ergonomics that suit the corporate or residential setting.

Visio Chair, Mesh Back (NTEU)



fabric finishes (grade 2 percept)



mesh & frame finishes



Note: Only applicable to chairs with “Fully Assembled (F)” selected.

statement of line



Viso Chair,
Mesh Back
(NTEU)

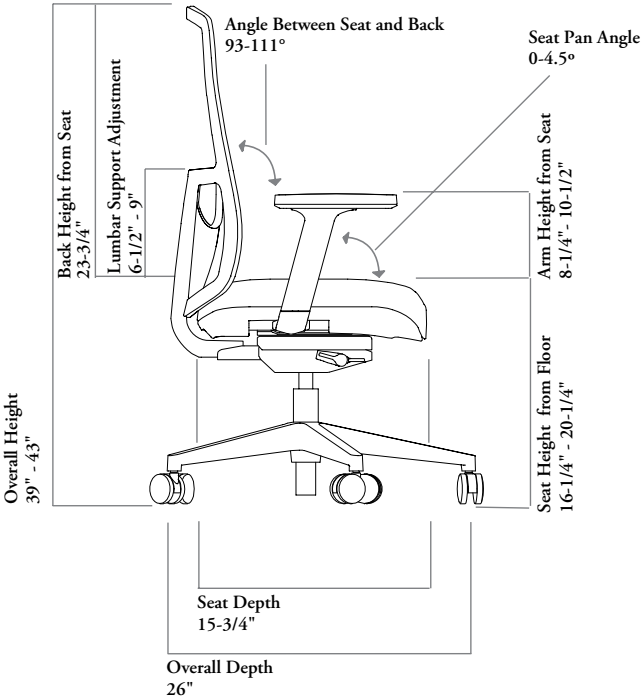
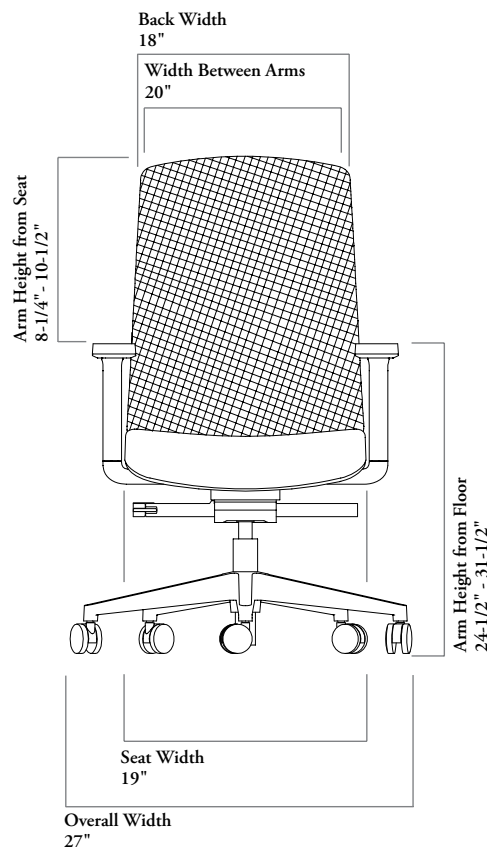
visio chair dimensions & material requirements

features

- Designed and tested for users up to 275 lbs
- Meets ANSI/BIFMA requirement

weight

Visio Chair, Mesh Back	31 lbs
------------------------	--------



COM/COL material requirement

The pattern, repeat and directionality of fabric may increase the amount of yardage required.

Leather quantities should always be rounded up to the next hide size, as yields vary from 60-80% and are affected by the quality, size and shape of the hide, and by the location and quantity of blemishes.

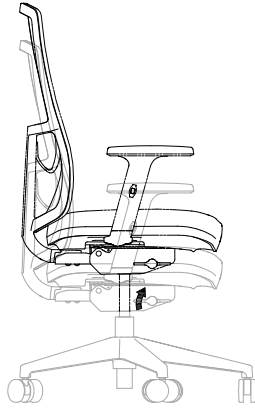
SINGLE UPHOLSTERED		
	COM [yards]	COL [sq. ft]
Visio Chair, Mesh Back	1	6.00

visio chair adjustment features & instructions

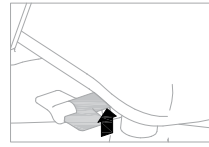
seat height-adjustment



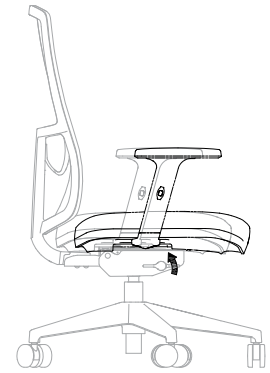
To raise the chair, lift the lever up while lifting your weight from the seat until you reach the desired level, then release to lock in place. To lower the chair, lift the lever up and allow your weight to push the seat down until you reach the desired level, then release to lock in place.



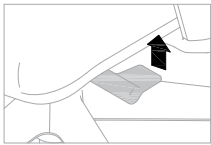
seat depth-adjustment



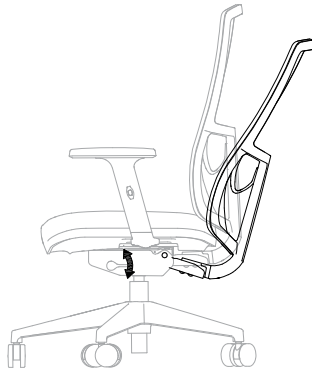
To adjust the seat depth, push the lever down and simultaneously lift your weight from the seat while sliding the seat forward or backward. Release the lever to lock the seat in place.



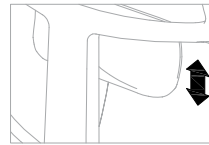
back tilt lock adjustment



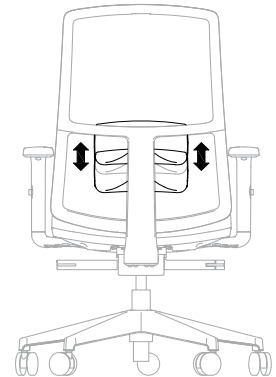
The chair is in free flow mode when the lever is in a level position. While in free flow mode, recline to the desired position and then twist the lever forward to lock.



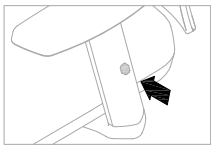
lumbar height-adjustment



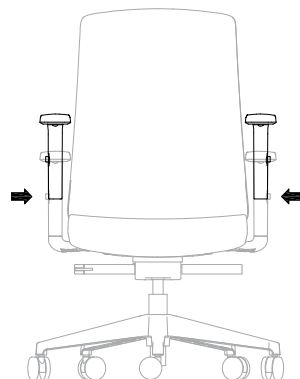
While sitting in the chair, put arms behind backrest to grab both sides of lumbar element and slide lumbar up or down to the desired position.



arm height adjustment



To adjust arm height, press the button in the middle of arm rest to raise or lower it to the desired position. Release the button to lock in place.



Xpress

NTEU

Visio Chair, Mesh Back



Mesh Back

FEATURES

- Mesh back and fabric seat
- Height- Adjustable Arms
- Nylon base with 60mm soft casters
- Weight-balanced synchronized mechanism with height-adjustment, back tilt and tilt lock at 3 positions
- Lumbar support height-adjustment of 2.5"
- Designed and tested for users up to 275 lbs

NOTES

Item can be ordered Fully Assembled or Assembly Required.

Grade 2 Percept Upholstery Finish is only available when Fully Assembled (F) is selected.

Xpress Available through *Teknion's Xpress Program*.

PRODUCT OPTIONS

Arm Style	Assembly Style	Mesh / Frame Finish	Upholstery Finish
H Height-Adjustable Arms	K Assembly Required	52 Ebony Coordinate	VC01 Visio Fabric Black
	F Fully Assembled	30 Grey Coordinate	VC02 Visio Fabric Grey
			P106 Schema
			P108 Intrinsic
			P110 Sublime
			P111 Context
			P112 Essence
			P117 Reason
			P119 Nebula
			P121 Ignite
			P123 Peak
			P124 Devotion

SAMPLE ORDER CODE

NTEU H	K	52	VC01
---------------	----------	-----------	-------------

DESCRIPTION

ASSEMBLY REQUIRED (K)

Ebony Coordinate Mesh / Frame

Grey Coordinate Mesh / Frame

PRICE

Standard Fabric

798

841

FULLY ASSEMBLED (F)

Ebony Coordinate Mesh / Frame

Grey Coordinate Mesh / Frame

Standard Fabric Grade 2 - Percept

971

1037

1014

1078

multi-use chairs