



# tux dimensions & material requirements

statement of line

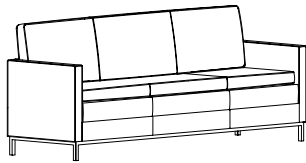
The Tux family has crisp, well tailored lines, is fully upholstered and modernly accented by its Chrome legs and base.



Lounge Chair  
(LTUX1)



Lounge 2-Seater Sofa  
(LTUX2)



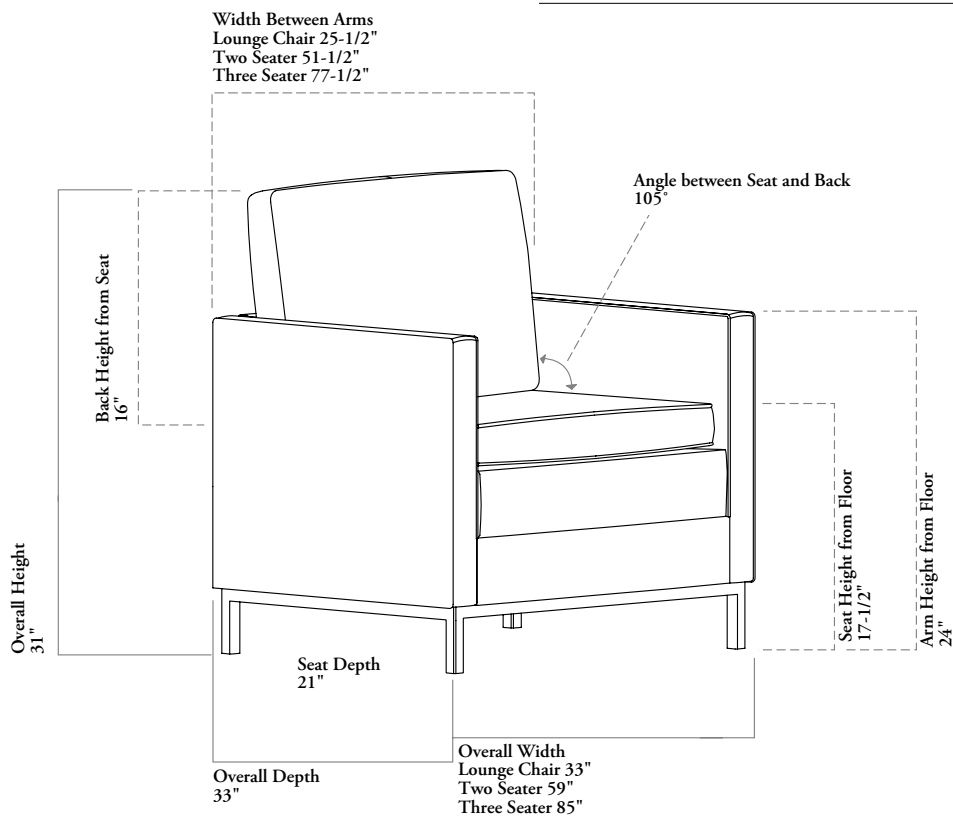
Lounge 3-Seater Sofa  
(LTUX3)

features

- Designed and tested for users up to 250 lbs

weight

Guest Chair	85 lbs
Two Seater Sofa	150 lbs
Three Seater Sofa	245 lbs



COM/COL material requirement


The pattern, repeat and directionality of fabric may increase the amount of yardage required.  
Leather quantities should always be rounded up to the next hide size, as yields vary from 60-80% and are affected by the quality, size and shape of the hide, and by the location and quantity of blemishes.

	COM [yards]	COL [sq. ft]
Lounge Chair	6.75	120
Two Seater Sofa	10.5	189
Three Seater Sofa	13.5	243

## FEATURES

Seat and back cushions are loose and reversible.

## LTUX Tux – Lounge



## PRODUCT OPTIONS

Size	Upholstery Finish	Frame Finish
1 Chair (Shown)	Fabric	C Chrome
2 Two Seater Sofa	Leather	
3 Three Seater Sofa		

## SAMPLE ORDER CODE

LTUX 3	L203	C
--------	------	---

## DESCRIPTION

Chair
Two Seater Sofa
Three Seater Sofa
Chair
Two Seater Sofa
Three Seater Sofa

## PRICE

Grade 1	COM/ Grade 2	COL/ Grade 3	Grade 4	Grade 5	Grade 6	Grade 7	Grade 8	Grade 9	Grade 10
3708	3998	4285	4577	4861	5147	5437	5724	6014	7012
5010	5457	5904	6352	6800	7247	7694	8144	8589	10148
6306	6883	7459	8036	8609	9188	9762	10340	10911	12917
Leather LA	Leather LB	Leather LC	Leather LD						
7012	7715	9426	10000						
10148	11300	14002	14902						
12917	14401	17870	19030						