

# understanding sprout stools and tables

The Sprout collection of stools and tables is inspired by nature – budding flowers, foliage and branches at varying stages of size and growth. Each can be displayed solo, like a small flower in a bud vase, or be part of a larger arrangement of similar or varying colors and textures.



### sprout stools

Sprout Stools are portable and casual and ideal for use in workplaces, phone booths, cafeterias, retail and educational settings.

They are available in three heights:

- Task Height
- Counter Height
- Bar Height



### sprout round tables

Sprout Round Tables also with trumpet bases, are ideal for use in any setting and complement Sprout Stools.

They are available in four heights:

- Lounge Height
- Task Height
- Counter Height
- Bar Height



### sprout soft square tables

Sprout Soft Square Tables with trumpet bases are ideal for use in any setting and complement sprout stools.

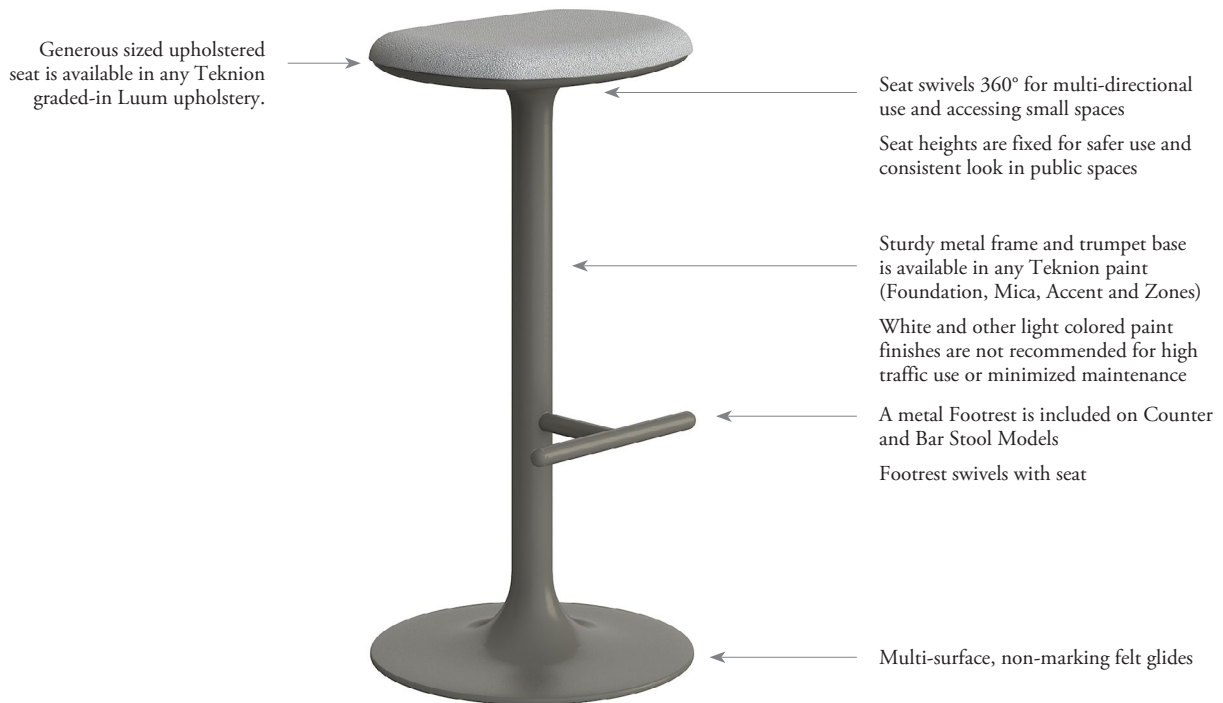
They are available in four heights:

- Lounge Height
- Task Height
- Counter Height
- Bar Height

## sprout stool overview

The Sprout Stool is a portable, casual stool ideal for use in workplaces, phone booths, cafeterias, cafes, retail and educational settings. Optional Seat Heights are fixed in task, counter or bar height which is more safe and ideal for commercial applications.

### Sprout Stool (NSPS)



### statement of line



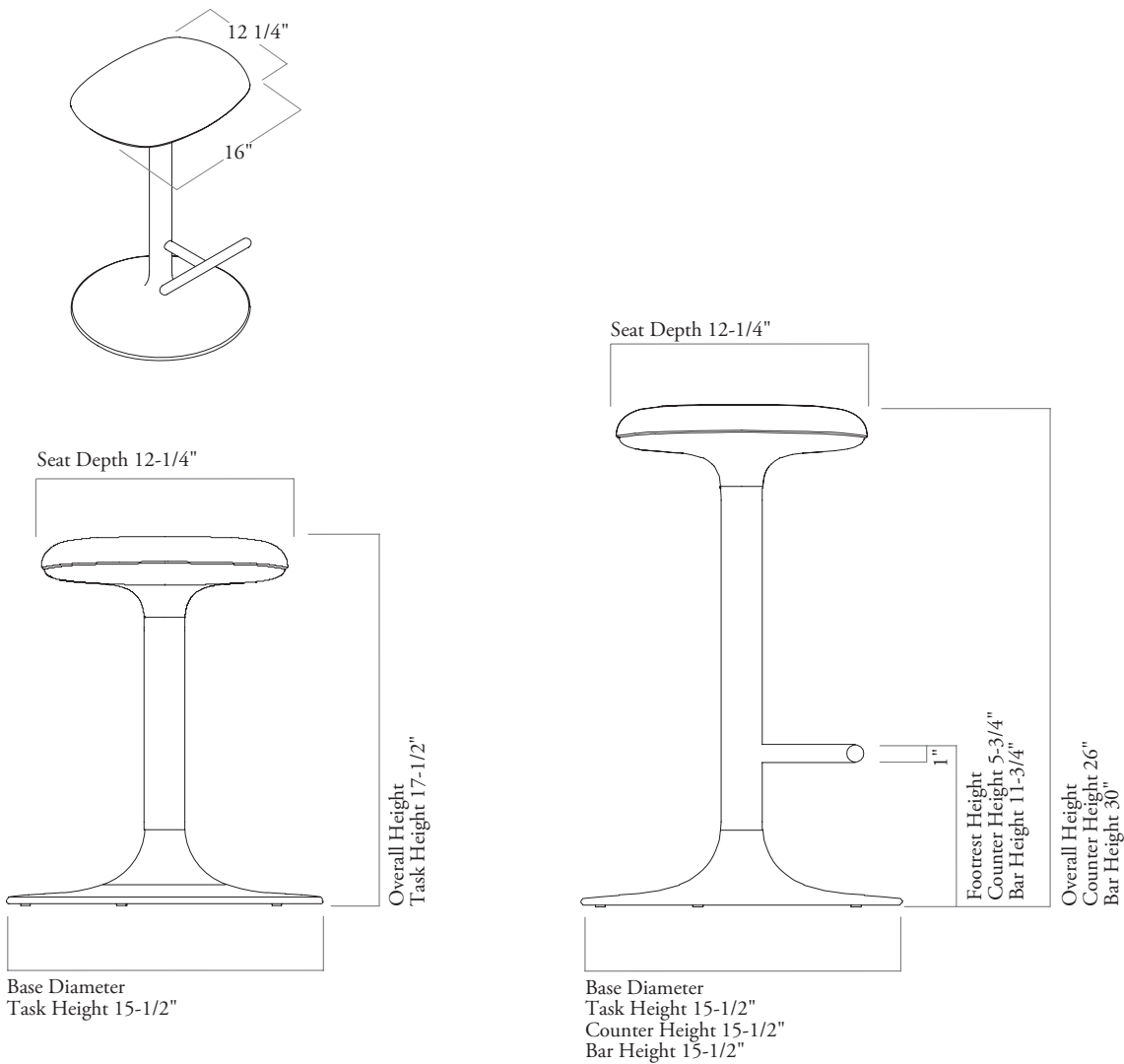
sprout dimensions & material requirements

features

- Designed and tested for users up to 300 lbs
- Meets ANSI/BIFMA Requirements
- The Sprout Stool seat is generously proportioned and has rounded edges for added comfort

weight

|                |        |
|----------------|--------|
| Task Height    | 17 lbs |
| Counter Height | 19 lbs |
| Bar Height     | 20 lbs |



COM/COL material requirement

The pattern, repeat and directionality of fabric may increase the amount of yardage required.

Leather quantities should always be rounded up to the next hide size, as yields vary from 60-80% and are affected by the quality, size and shape of the hide, and by the location and quantity of blemishes.

| SINGLE UPHOLSTERED |                |                 |
|--------------------|----------------|-----------------|
|                    | COM<br>[yards] | COL<br>[sq. ft] |
| Task Height        | 0.5            | 2.5             |
| Bar Height         | 0.5            | 2.5             |
| Counter Height     | 0.5            | 2.5             |

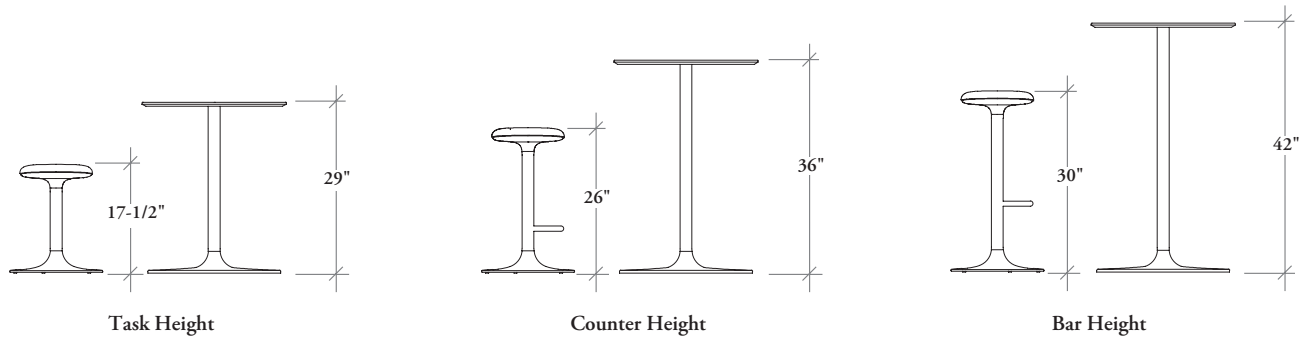
## planning with sprout stools

The Sprout Stool can be used in a variety of application throughout a workspace.

- Sprout Stools can be used on their own, with millwork or tables. Sprout Tables complement the Sprout Stools and are available in coordinating sizes

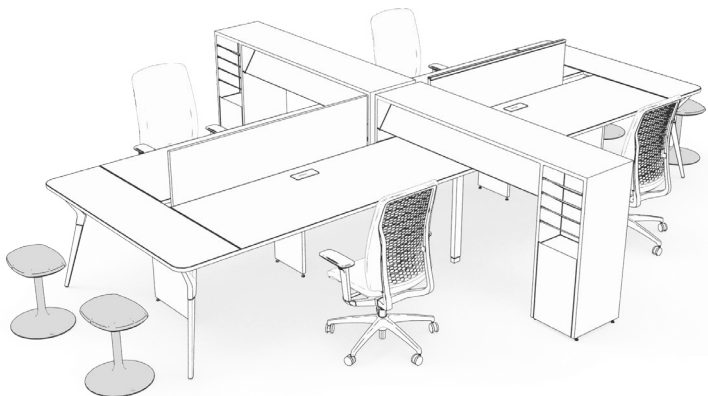
Sprout Stools are available in three different heights:

- Task Height
- Counter Height
- Bar Height



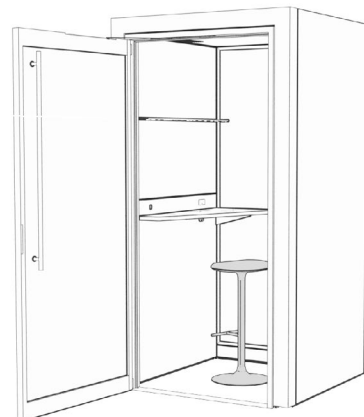
Sprout Stools can be planned in a variety of ways to create different workspaces and environments within a corporate, commercial, public or residential space.

### workspaces



A contemporary, compact, fun solution for casual guest seating in a workstation.

### casual privacy



Sprout Stools at Bar Height complement the Tek Booth phone booth. The swivel seat enables you to easily get in and out of the space.

## planning with sprout stools (continued)

### lounge & casual



Blend with other products like Zones, Banqs and Teknion DNA to provide more casual solutions.

### cafes & hospitality



Blend with Sprout Tables and Banqs banquettes to create interesting spaces and varying heights across a cafeteria.

### collaborative



### educational



Apply Luum polyurethane upholstery to the seat to make a more durable solution.

### retail



Consider as a casual customer perching stool or to rest your bags at a teller or retail counter.

## sprout table overview

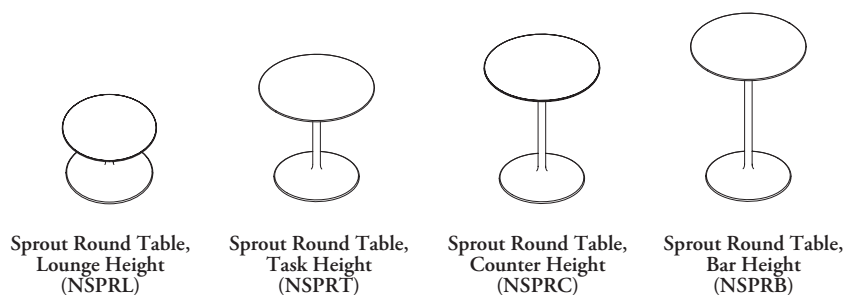
### Sprout Round Table (NSPR) (shown)



Available in the following sizes:

- 24" diameter
- 30" diameter

### statement of line



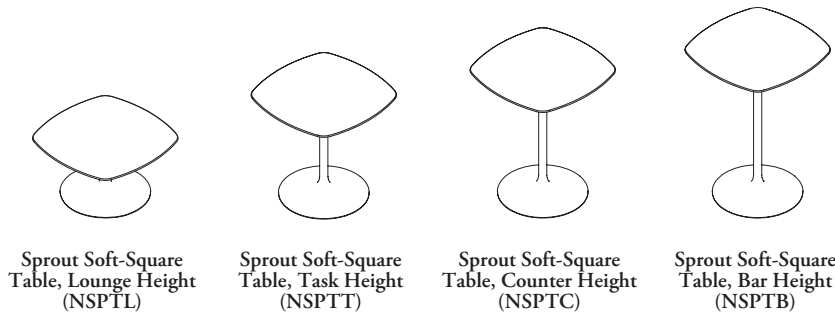
sprout table overview (continued)

Sprout Soft Square Table (NSPT)



Available in the following sizes:  
- 24" deep x 24" wide  
- 30" deep x 30" wide

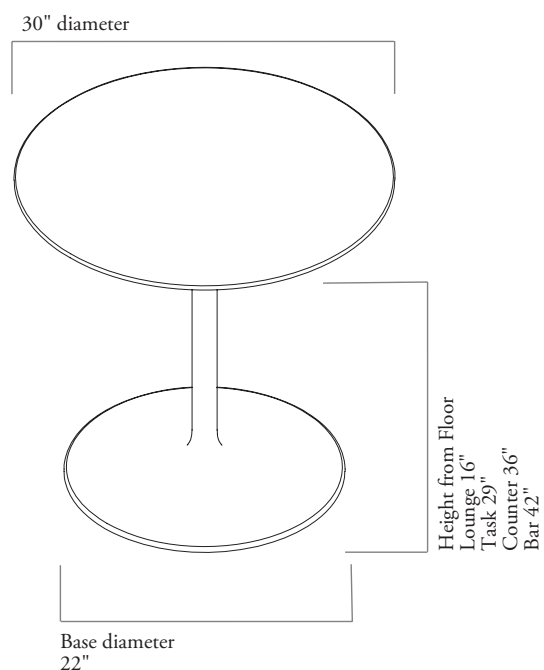
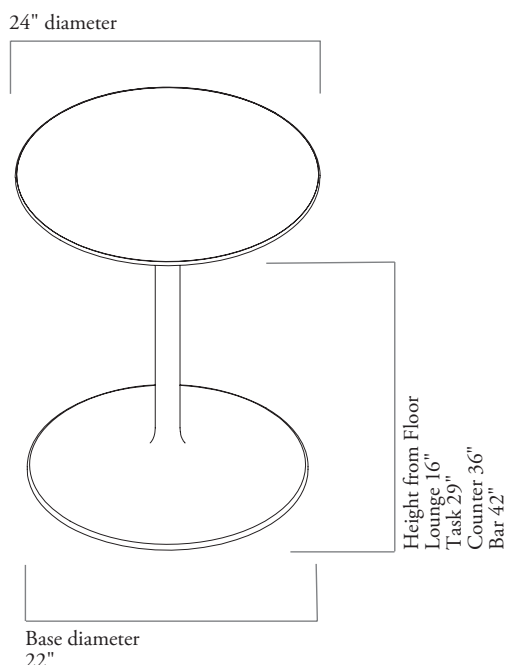
statement of line



# sprout tables dimensions & material requirements

## weight

|  |        |
|--|--------|
| Sprout Round Table, Lounge Height, 24" diameter  | 69 lbs |
| Sprout Round Table, Lounge Height, 30" diameter  | 76 lbs |
| Sprout Round Table, Task Height, 24" diameter    | 71 lbs |
| Sprout Round Table, Task Height, 30" diameter    | 78 lbs |
| Sprout Round Table, Counter Height, 24" diameter | 72 lbs |
| Sprout Round Table, Counter Height, 30" diameter | 79 lbs |
| Sprout Round Table, Bar Height, 24" diameter     | 73 lbs |
| Sprout Round Table, Bar Height, 30" diameter     | 80 lbs |

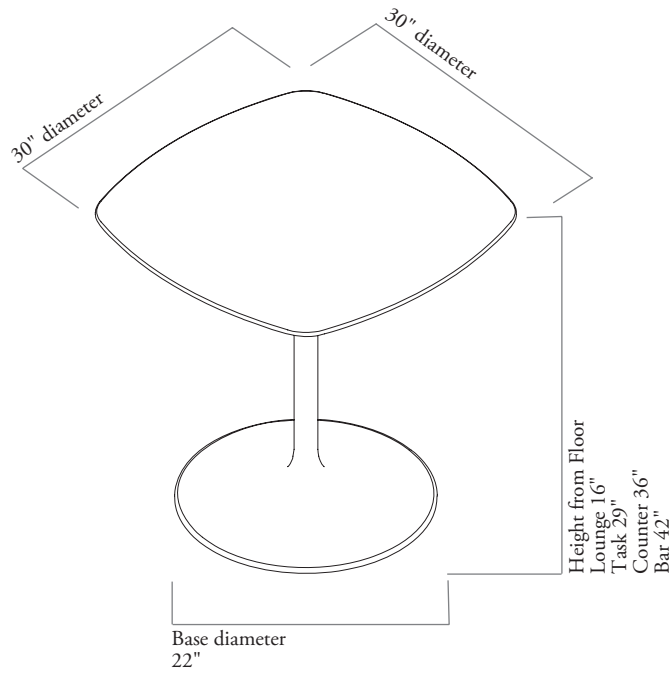
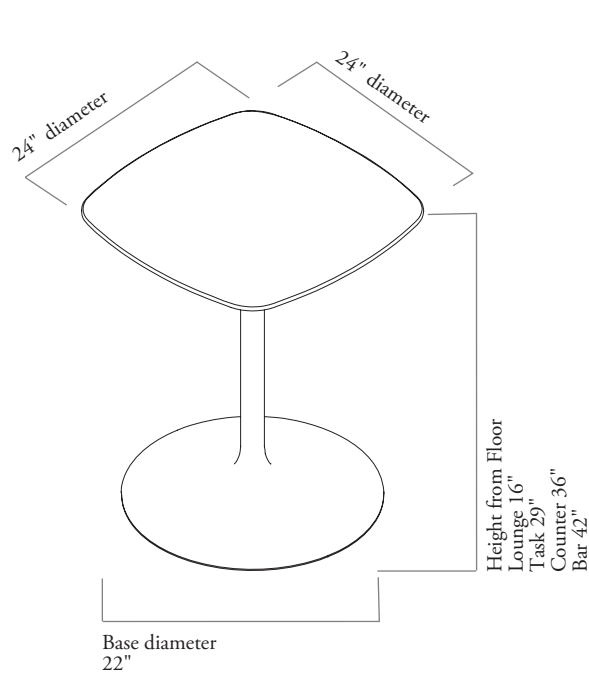




sprout tables dimensions & material requirements  
(continued)

weight

|  |        |
|--|--------|
| Sprout Soft-Square Table, Lounge Height, 24"l  | 71 lbs |
| Sprout Soft-Square Table, Lounge Height, 30"l  | 79 lbs |
| Sprout Soft-Square Table, Task Height, 24"l    | 73 lbs |
| Sprout Soft-Square Table, Task Height, 30"l    | 81 lbs |
| Sprout Soft-Square Table, Counter Height, 24"l | 74 lbs |
| Sprout Soft-Square Table, Counter Height, 30"l | 82 lbs |
| Sprout Soft-Square Table, Bar Height, 24"l     | 75 lbs |
| Sprout Soft-Square Table, Bar Height, 30"l     | 83 lbs |






## planning with sprout tables

Sprout Tables can be used with Sprout Stools, with other chairs and stools or own their own for stand-up applications.


Sprout Tables are available in lounge, task, counter and bar height to allow for different meeting styles.

### lounge



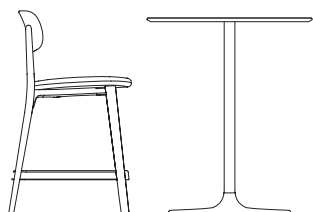
Lounge Height 16" High

### touch-down working and meeting



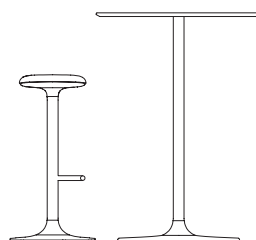
Task Height 29" High

### casual workspace



Counter Height 36" High

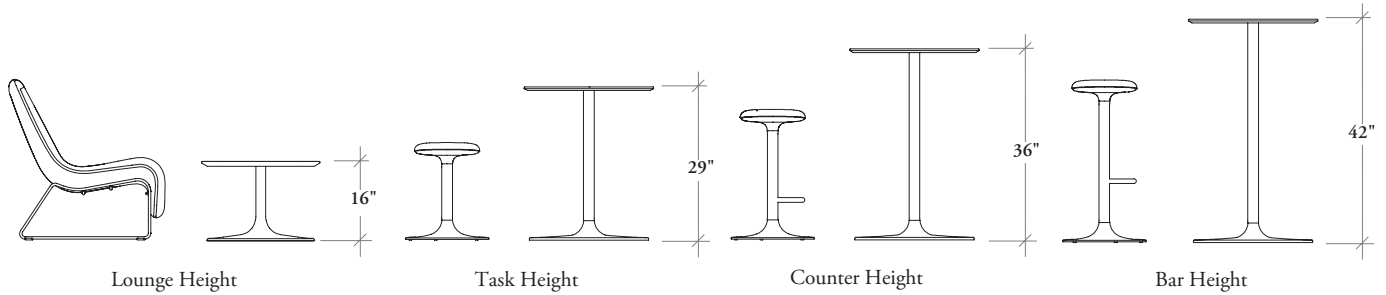
### hospitality and cocktail receptions



Bar Height 42" High

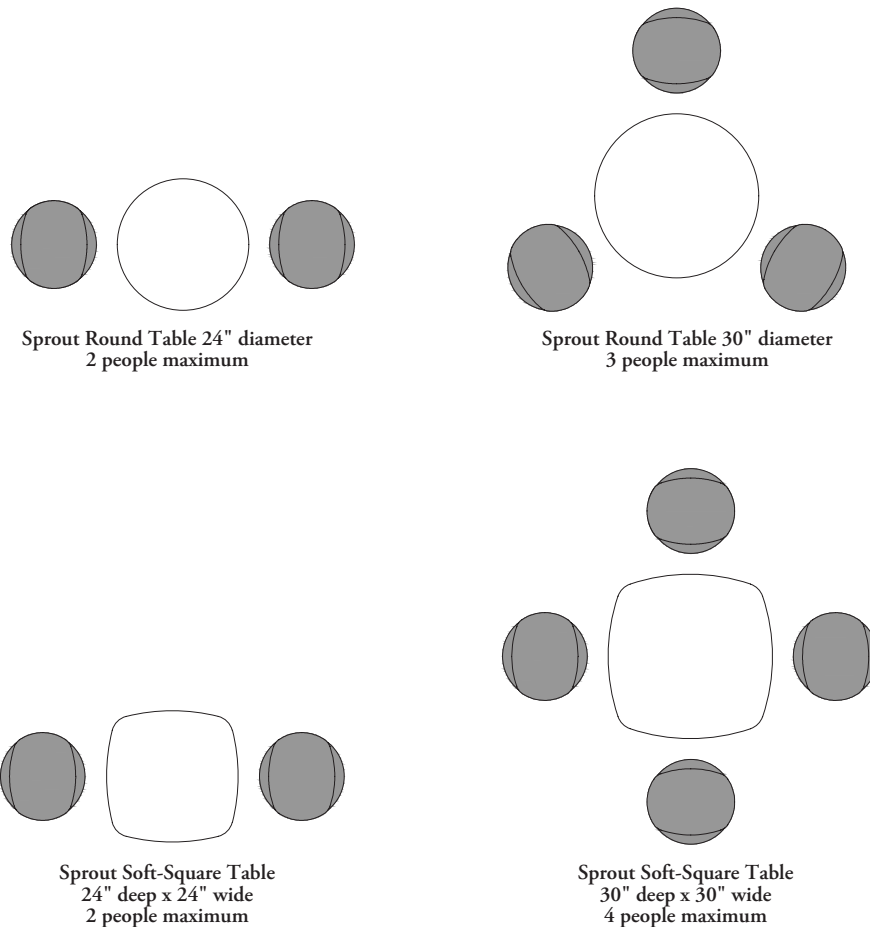
## planning with sprout tables (continued)

Task, Counter and Bar Height Sprout Stools have heights that correspond with tables of the same name. The following should be considered when planning with Sprout Tables.

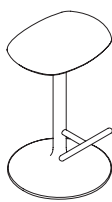


### recommended occupancy

The following demonstrates the recommended table occupancy to allow for adequate personal and casual working space on Sprout Tables.



NSPS  
Sprout Stool



- FEATURES**
- Portable, casual stool ideal for use in workplaces, phone booths, cafeterias, cafes, retail & educational settings
  - Coordinate with Sprout Tables or other. Task Height for 29" high table or worksurface, Counter Height for 36" high counter & Bar Height for 42" high bar surface
  - 300 pound weight capacity
  - Seat is generously proportioned. Seat swivels 360° which is beneficial for use in small spaces & for encouraging movement
  - Seat heights are fixed for safer use and consistent look in public spaces
  - Counter & Bar Height model includes footrest which swivels with seat
  - Single Upholstered Seat
  - Multi-surface, non-marking felt glides
  - Fully assembled

**NOTES**  
Robustly constructed metal frame & base sub-assembly can be painted any Teknion paint finish allowing coordination with Sprout Tables & LUUM upholstery.

PRODUCT OPTIONS

| Height Style     | Seat Upholstery Finish | Base Finish |
|------------------|------------------------|-------------|
| T Task Height    | Fabric                 | Foundation  |
| C Counter Height | Leather                | Mica        |
| B Bar Height     |                        | Accent      |

SAMPLE ORDER CODE

|        |      |    |
|--------|------|----|
| NSPS C | E515 | 25 |
|--------|------|----|

DESCRIPTION

|                    |
|--------------------|
| Task Height (T)    |
| Counter Height (C) |
| Bar Height (B)     |
|                    |
| Task Height (T)    |
| Counter Height (C) |
| Bar Height (B)     |

PRICE

| Grade 1       | COM/<br>Grade 2 | COL/<br>Grade 3 | Grade 4       | Grade 5 | Grade 6 | Grade 7 | Grade 8 | Grade 9 | Grade 10 |
|---------------|-----------------|-----------------|---------------|---------|---------|---------|---------|---------|----------|
| 723           | 755             | 788             | 807           | 820     | 836     | 854     | 870     | 887     | 906      |
| 803           | 834             | 867             | 885           | 899     | 920     | 933     | 953     | 968     | 988      |
| 884           | 916             | 949             | 965           | 981     | 1000    | 1013    | 1034    | 1046    | 1068     |
| Leather<br>LA | Leather<br>LB   | Leather<br>LC   | Leather<br>LD |         |         |         |         |         |          |
| 1127          | 1191            | 1395            | 1465          |         |         |         |         |         |          |
| 1206          | 1273            | 1476            | 1543          |         |         |         |         |         |          |
| 1286          | 1354            | 1558            | 1626          |         |         |         |         |         |          |

If Mica Base is specified                      add 38  
If Accent Base is specified                    add 55

## FEATURES

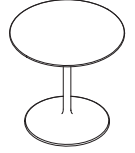
- Casual Tables with trumpet bases that are ideal for use in workplaces, enclaves, cafeterias, cafes, retail & educational settings
- Table tops offered in any of Teknion's Laminate, Flintwood, or Veneer finishes. Boutique surfaces available as a Special
- Multi-surface, non-marking felt glides

## NOTES

Table tops are cozy in size- offered as 24" and 30" Round Table (NSPR) shapes. The 24" tops are ideal as a cocktail table to rest your beverage while the larger diameter table provides more space for a couple of people to eat, socialize or work- all in the same space. Coordinates with Sprout Stools (NSPS) & Sprout Soft Square Tables (NSPT). Task Height for 29" high table or worksurface, Counter Height for 36" high counter & Bar Height for 42" high bar surface. Additional 16" High Lounge model is offered to be used with lounge seating.

Robustly constructed metal frame & base sub-assembly can be painted any Teknion paint finish allowing coordination with Sprout Stools.

## NSPR Sprout Round Table



## PRODUCT OPTIONS

| Height Style     | Diameter | Surface Finish           | Edge Trim Style          | Edge Trim Finish | Base Finish |
|------------------|----------|--------------------------|--------------------------|------------------|-------------|
| <b>L</b> Lounge  | 24       | Foundation Laminate      | <b>8</b> Flat Trim       | Edge Trim Colors | Foundation  |
| <b>T</b> Task    | 30       | Zones Exclusive Laminate | <b>9</b> Flat Edge       |                  | Mica        |
| <b>C</b> Counter |          | Grade 2 Laminate         | <b>H</b> Full Knife Edge |                  | Accent      |
| <b>B</b> Bar     |          | Flintwood                |                          |                  |             |
|                  |          | Natural Veneer           |                          |                  |             |

## SAMPLE ORDER CODE

|               |           |           |          |           |           |
|---------------|-----------|-----------|----------|-----------|-----------|
| <b>NSPR T</b> | <b>24</b> | <b>2T</b> | <b>8</b> | <b>ST</b> | <b>24</b> |
|---------------|-----------|-----------|----------|-----------|-----------|

## DESCRIPTION

## PRICE

|                              | FOUNDATION LAMINATE |                 | FLINTWOOD |                 | ZONES EXCLUSIVE LAMINATE |                 | VENEER    |                 | GR. 2 LAMINATE |                 |
|------------------------------|---------------------|-----------------|-----------|-----------------|--------------------------|-----------------|-----------|-----------------|----------------|-----------------|
|                              | Flat Trim           | Full Knife Trim | Flat Trim | Full Knife Trim | Flat Trim                | Full Knife Trim | Flat Trim | Full Knife Trim | Flat Trim      | Full Knife Trim |
| Lounge Height, 24" diameter  | 1268                | 1445            | 1619      | 1707            | 2007                     | 2095            | 1268      | 1445            | 1347           | 1524            |
| Lounge Height, 30" diameter  | 1295                | 1485            | 1874      | 1959            | 2262                     | 2348            | 1295      | 1485            | 1407           | 1596            |
| Task Height, 24" diameter    | 1296                | 1471            | 1647      | 1735            | 2036                     | 2122            | 1296      | 1471            | 1376           | 1551            |
| Task Height, 30" diameter    | 1325                | 1515            | 1903      | 1989            | 2292                     | 2378            | 1325      | 1515            | 1436           | 1626            |
| Counter Height, 24" diameter | 1335                | 1512            | 2115      | 2203            | 2491                     | 2578            | 1335      | 1512            | 1414           | 1590            |
| Counter Height, 30" diameter | 1367                | 1557            | 2170      | 2258            | 2558                     | 2646            | 1367      | 1557            | 1479           | 1668            |
| Bar Height, 24" diameter     | 1350                | 1525            | 2130      | 2214            | 2506                     | 2594            | 1350      | 1525            | 1430           | 1605            |
| Bar Height, 30" diameter     | 1384                | 1571            | 2181      | 2269            | 2571                     | 2658            | 1384      | 1571            | 1496           | 1682            |

|                                      |     |    |
|--------------------------------------|-----|----|
| If Mica Base is specified            | add | 61 |
| If Accent Base is specified          | add | 78 |
| If Zones Exclusive Base is specified | add | 61 |

NSPT  
Sprout Soft-Square Table



- FEATURES
- Casual Tables with trumpet bases that are ideal for use in workplaces, enclaves, cafeterias, cafes, retail & educational settings.
  - Table tops offered in any of Teknion's Laminate, Flintwood, or Veneer finishes. Boutique surfaces available as a Special
  - Multi-surface, non-marking felt glides

NOTES

Table tops are cozy in size- offered as 24"x 24" and 30" x 30" Soft-Square shapes that are radiused at the corners. The 24" tops are ideal as a cocktail table to rest your beverage while the larger diameter table provides more space for a couple of people to eat, socialize or work- all in the same space.

Coordinates with Sprout Stools (NSPS) & Sprout Round Tables (NSPR). Task Height for 29" high table or worksurface, Counter Height for 36" high counter & Bar Height for 42" high bar surface. Additional 16" high Lounge Height model is offered to be used with lounge seating.

Robustly constructed metal frame & base sub-assembly can be painted any Teknion paint finish allowing coordination with Sprout Stools.

PRODUCT OPTIONS

| Height Style | Length | Surface Finish           | Edge Trim Style   | Edge Trim Finish | Base Finish |
|--------------|--------|--------------------------|-------------------|------------------|-------------|
| L Lounge     | 24     | Foundation Laminate      | 8 Flat Trim       | Edge Trim Colors | Foundation  |
| T Task       | 30     | Zones Exclusive Laminate | 9 Flat Edge       |                  | Mica        |
| C Counter    |        | Grade 2 Laminate         | H Full Knife Edge |                  | Accent      |
| B Bar        |        | Flintwood                |                   |                  |             |
|              |        | Natural Veneer           |                   |                  |             |

SAMPLE ORDER CODE

|        |    |    |   |    |    |
|--------|----|----|---|----|----|
| NSPT T | 24 | 2T | 8 | ST | 24 |
|--------|----|----|---|----|----|

| DESCRIPTION                          | PRICE               |                 |           |                 |                          |                 |           |                 |                |                 |
|--------------------------------------|---------------------|-----------------|-----------|-----------------|--------------------------|-----------------|-----------|-----------------|----------------|-----------------|
|                                      | FOUNDATION LAMINATE |                 | FLINTWOOD |                 | ZONES EXCLUSIVE LAMINATE |                 | VENEER    |                 | GR. 2 LAMINATE |                 |
|                                      | Flat Trim           | Full Knife Trim | Flat Trim | Full Knife Trim | Flat Trim                | Full Knife Trim | Flat Trim | Full Knife Trim | Flat Trim      | Full Knife Trim |
| Lounge Height, 24"                   | 1221                | 1395            | 1557      | 1645            | 1221                     | 1395            | 1957      | 2045            | 1301           | 1474            |
| Lounge Height, 30"                   | 1246                | 1434            | 1803      | 1888            | 1246                     | 1434            | 2203      | 2291            | 1357           | 1545            |
| Task Height, 24"                     | 1251                | 1424            | 1587      | 1675            | 1251                     | 1424            | 1986      | 2074            | 1330           | 1503            |
| Task Height, 30"                     | 1275                | 1463            | 1830      | 1918            | 1275                     | 1463            | 2232      | 2320            | 1386           | 1574            |
| Counter Height, 24"                  | 1259                | 1447            | 1781      | 1869            | 1259                     | 1447            | 2180      | 2268            | 1338           | 1526            |
| Counter Height, 30"                  | 1286                | 1460            | 2026      | 2114            | 1286                     | 1460            | 2426      | 2512            | 1396           | 1571            |
| Bar Height, 24"                      | 1272                | 1461            | 1795      | 1883            | 1272                     | 1461            | 2197      | 2283            | 1352           | 1540            |
| Bar Height, 30"                      | 1300                | 1472            | 2041      | 2128            | 1300                     | 1472            | 2438      | 2529            | 1411           | 1584            |
| If Mica Base is specified            | add                 | 61              |           |                 |                          |                 |           |                 |                |                 |
| If Accent Base is specified          | add                 | 78              |           |                 |                          |                 |           |                 |                |                 |
| If Zones Exclusive Base is specified | add                 | 61              |           |                 |                          |                 |           |                 |                |                 |

