


savera overview

Savera is an affordable line of ergonomically sophisticated seating – one design that takes many elegant forms. The collection includes mid-back or high-back chairs, an oversized version with a wider scale, and a stool.

Savera – Synchro-Tilt Task Chair (NSAY)



statement of line



## savera overview (continued)

### Savera – Swivel Tilt (NSAW)



### statement of line



savera overview (continued)

Savera – Swivel Stool (NSAD )



statement of line



## savera overview (continued)

### Savera – Multi Tilt (NSAM)



### statement of line



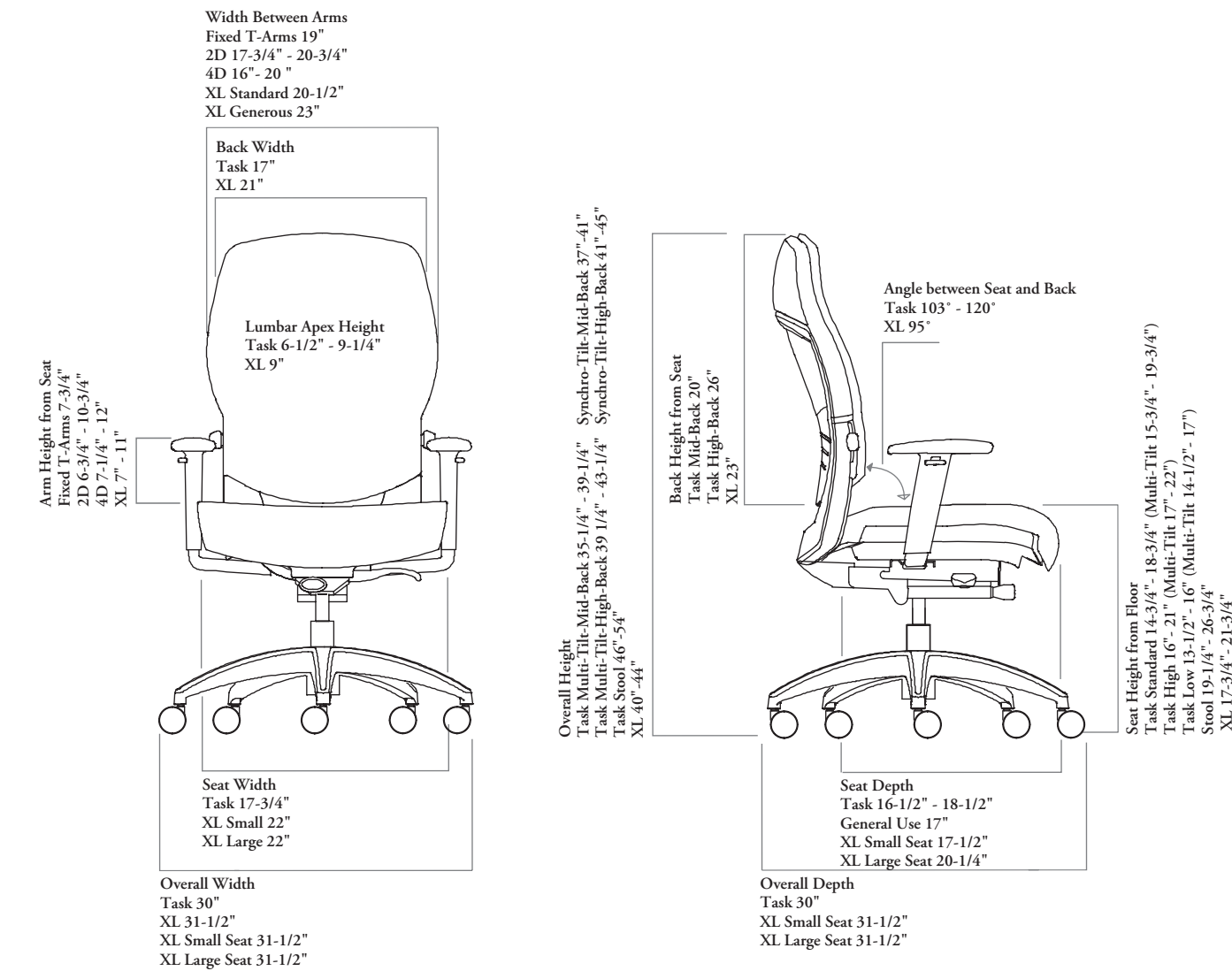
savera dimensions & material requirements

features

- Designed and tested for users up to 300 lbs (Savera XL: 400 lbs)
- Meets ANSI/BIFMA Requirement

weight

General Use/Synchro-Tilt Task	40 lbs
Multi-Tilt Task	67 lbs
Stool	41 lbs
Executive/XL	64 lbs



COM/COL material requirement

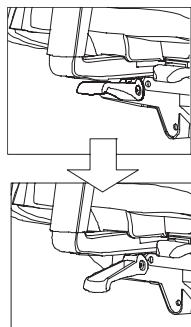
The pattern, repeat and directionality of fabric may increase the amount of yardage required.

Leather quantities should always be rounded up to the next hide size, as yields vary from 60-80% and are affected by the quality, size and shape of the hide, and by the location and quantity of blemishes.

	SINGLE UPHOLSTERED		DUAL UPHOLSTERED – SEAT		DUAL UPHOLSTERED – BACK	
	COM [yards]	COL [sq. ft]	COM [yards]	COL [sq. ft]	COM [yards]	COL [sq. ft]
Mid-Back	1	9	1	6	0.75	4
Mid-Back (XL)	1.5	19.5	1	10.5	1	9.25
High-Back	1	11.5	1	8	1.5	7.5

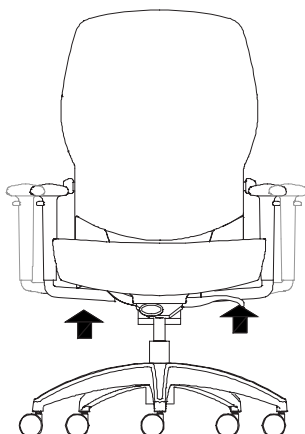
# savera arm adjustment features & instructions

## arm width adjustment

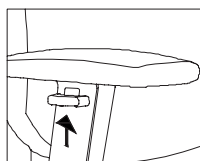


To adjust the arm width on Savera Synchro-Tilt, Multi-Tilt, Swivel-Tilt and Stool, push the lever down and slide the arm to the desired position. Push the lever up to lock the arm in place.

Savera XL arms are fixed prior to shipping in either standard or generous position.

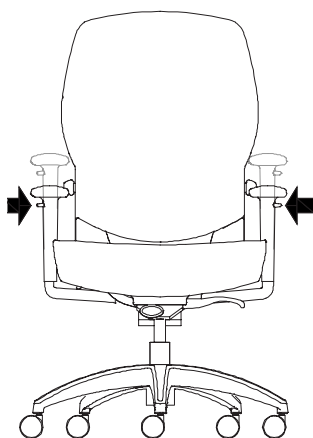


## arm height-adjustment

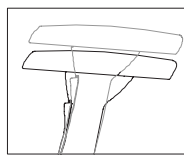


### 2D ARMS:

To adjust the arm height, lift the small button on the outside of either arm to raise or lower it to the desired position.

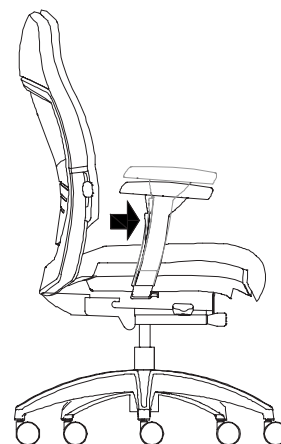


## arm height-adjustment

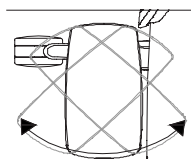


### 4D ARMS:

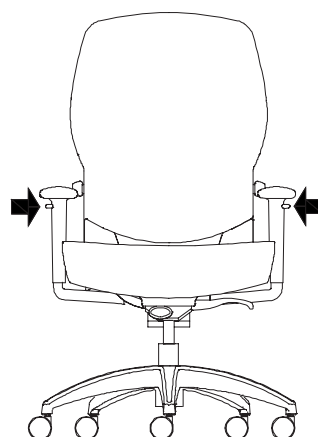
To adjust the arm height, press the button located behind either arm to raise or lower it to the desired position. Release the button to lock in place.



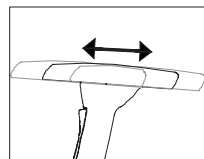
## 4D arm pivot adjustment



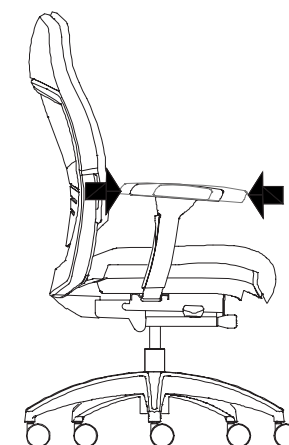
To pivot the armrest, grasp the arm cap, rotate inward or outward and release at the desired position. Not available on Savera XL.



## 4D arm slider adjustment

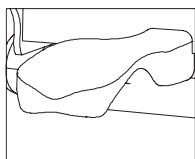


To adjust the arm cap depth position, grasp the arm cap and firmly slide forward or backward to the desired position.



## savera synchro-tilt adjustment features & instructions

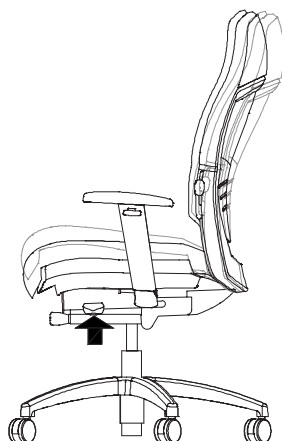
### back tilt adjustment



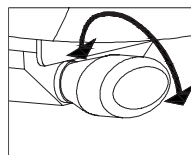
#### SYNCHRO-TILT TASK:

The tilt control paddle on the left locks the chair into four different positions.

To tilt the chair, sit in the chair and unlock the paddle by pushing it down, which will release the back to free flow. To lock in position, pull the paddle up and the back will lock in position.

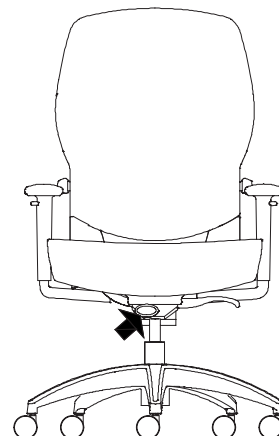


### tension control

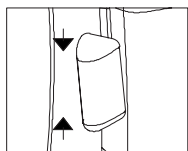


#### SYNCHRO-TILT TASK:

The tension-adjustment knob for the Synchro-Tilt Task chair is located in the center below the front of the seat. Leaning back, decide if the resistance of the chair is comfortable. If it is too stiff, turn the tension adjustment knob counter-clockwise. If the chair back does not provide enough resistance, rotate the knob clockwise.

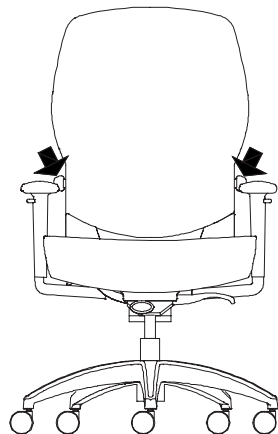


### lumbar height-adjustment

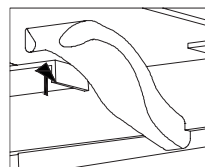


The lumbar height-adjustment levers for Savera Synchro-Tilt, Multi-Tilt, Swivel-Tilt and Stool are found on both sides of the chair. Pull both levers up or down to the desired position.

Savera XL does not have lumbar height-adjustment.



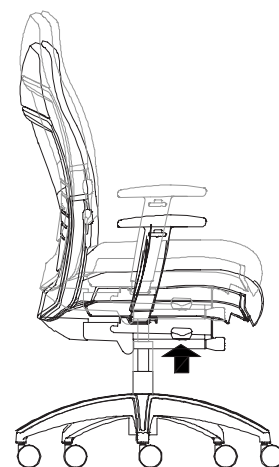
### seat height-adjustment



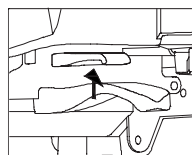
The seat height-adjustment paddle for Savera Synchro-Tilt, Swivel-Tilt and XL is located underneath the seat on the right side.

To raise the chair, lift the paddle up, while lifting your weight from the seat, until you reach the desired height, then release. To lower the chair, lift the paddle up, allowing your weight to push the seat down until you reach the desired height, then release.

The seat height-adjustment paddle for Savera Stool functions the same but the paddle is located on the left side.

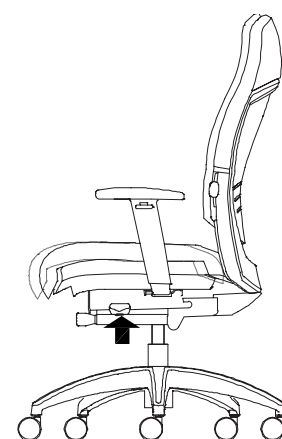


### seat depth adjustment



#### SWIVEL-TILT AND SYNCHRO-TILT-TASK:

The lever is located on the left-hand side, near the front. To adjust the seat depth, lift lever up. Simultaneously lift your weight from the seat while sliding the seat forward or backward. Release the lever to lock the seat in place.

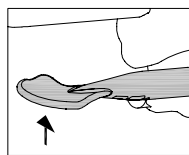


See "Savera arm adjustment features and instructions" page at the beginning of this section for arm details.



## savera XL adjustment features & instructions

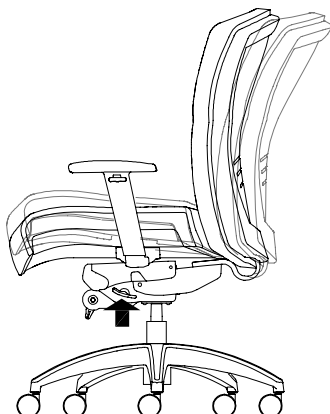
### back tilt adjustment



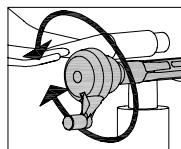
#### SYNCHRO-TILT XL:

The back tilt adjustment paddle is located underneath the seat on the left side. The back tilt adjustment provides the ability to lock the back into four different positions or leave in free flow.

To tilt the chair, sit in the chair and unlock the paddle by pulling it up, which will release the back to free flow. To lock the desired position, push the paddle down and the back will lock.



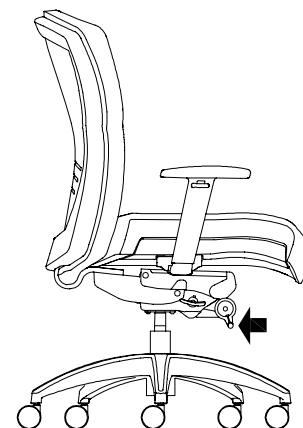
### tension control



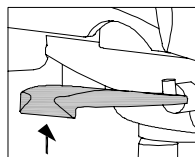
#### SYNCHRO-TILT XL:

The tension-adjustment wheel is located underneath the seat on the right side.

Leaning back with the back tilt adjustment paddle in the up position, determine if the resistance of the chair is comfortable. If the resistance is too stiff, turn the tension adjustment wheel counter-clockwise. If the chair back does not provide enough resistance, turn the wheel clockwise.



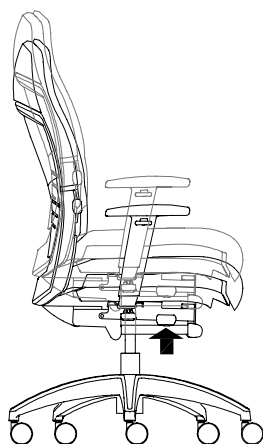
### seat height-adjustment



The seat height-adjustment paddle for Saver XL Synchro-Tilt, Swivel-Tilt and XL is located underneath the seat on the right side.

To raise the chair, lift the paddle up, while lifting your weight from the seat, until you reach the desired height, then release. To lower the chair, lift the paddle up, allowing your weight to push the seat down until you reach the desired height, then release.

The seat height-adjustment paddle for Saver Stool functions the same but the paddle is located on the left side.

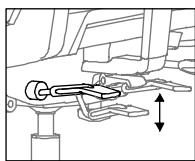


See "Savera arm adjustment features and instructions" page at the beginning of this section for arm details.



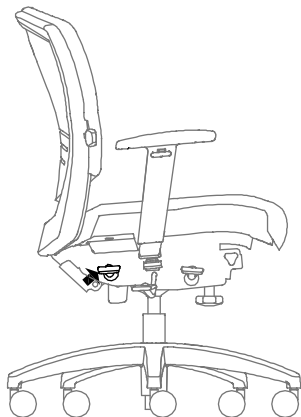
## savera multi-tilt adjustment features & instructions

### back tilt adjustment

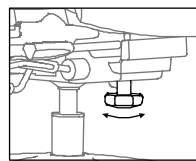


The Tilt control lever is on the right-hand side and is located at the farther back position.

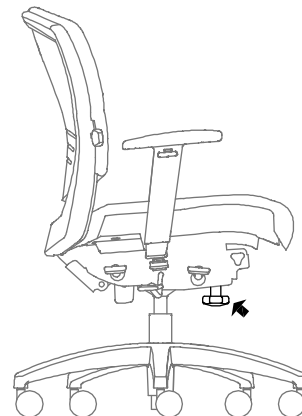
To lock the back, lean back to the desired angle and firmly push the lever down to engage it. To unlock and free-float, firmly pull up the lever to the horizontal position.



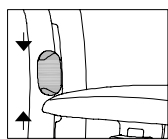
### tension control



The tension adjustment knob for the multi-tilt is located in the middle, directly under the front of the seat. Turning the knob counter-clockwise will increase the tension and clockwise will decrease the tension.

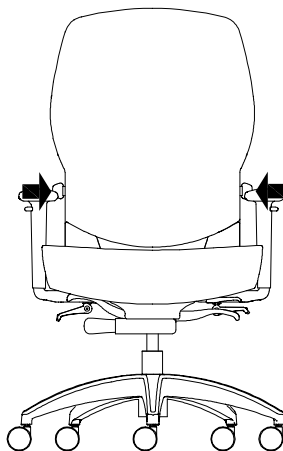


### lumbar height-adjustment

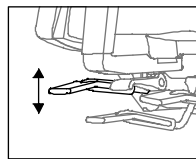


The lumbar height-adjustment levers for Savera Synchro-Tilt, Multi-Tilt, Swivel-Tilt and Stool are found at the sides of the chair. Pull levers up or down to the desired position.

Savera XL does not have lumbar height-adjustment.

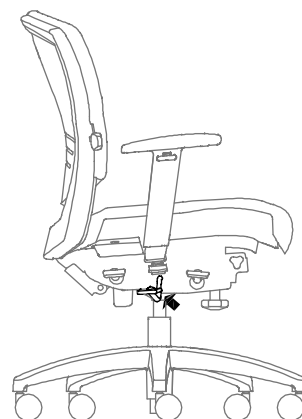


### seat height-adjustment

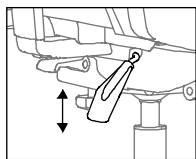


The seat height-adjustment paddle on the Multi-Tilt is located on the right-hand side, underneath the arm post.

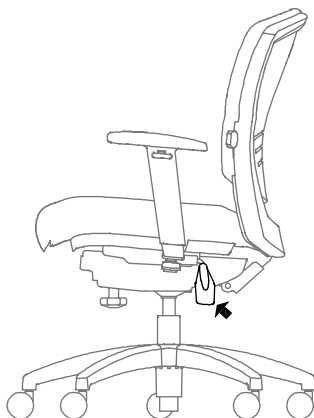
To raise the chair, lift the paddle up, while lifting your weight from the seat, until you reach the desired height, then release. To lower the chair, lift the paddle up, allowing your weight to push the seat down until you reach the desired height, then release.



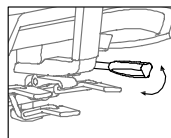
### seat depth adjustment



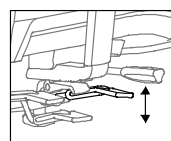
The paddle is located on the left-hand side, near the back. To adjust the seat depth, lift lever up. Simultaneously lift your weight from the seat while sliding the seat forward or backward. Release the lever to lock the seat in place.



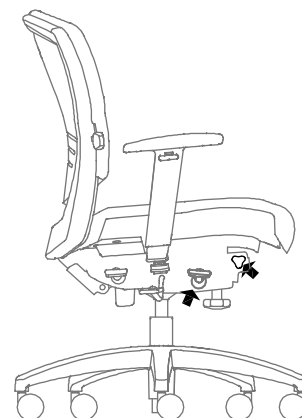
### seat angle adjustment



The Forward-Tilt knob is located closest to the front. Rotate it forward and rearward to adjust the seat angle incline.

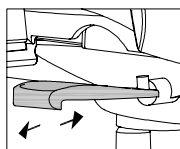


The seat angle may be infinitely adjusted when the paddle is in the horizontal position. Firmly push the lever down to lock the seat angle and pull up to the horizontal position to allow free floating.



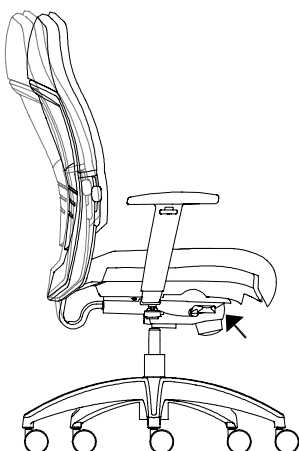
# savera swivel-tilt adjustment features & instructions

## back tilt adjustment

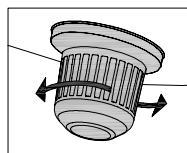


### SWIVEL-TILT TASK:

The back-tilt control lever is located on the right near the front. To tilt the chair, sit in the chair and pull the handle outward. Leaving the handle in this position, the chair is now in free flow mode and can reach any position between upright and fully reclining. To lock (upper position only), bring chair to upright position and push the handle in.

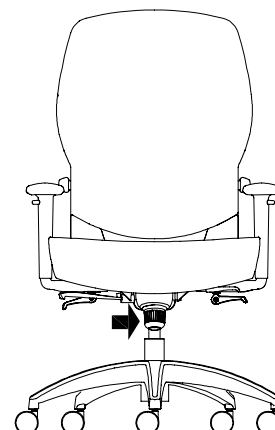


## tension control

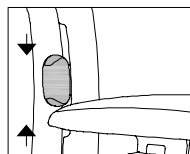


### SWIVEL-TILT TASK:

The tension-adjustment knob for the swivel-tilt is located in the middle directly under the seat. Turning the knob will increase or decrease tension.

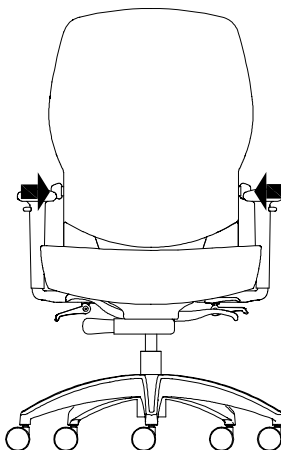


## lumbar height-adjustment

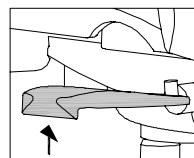


The lumbar height-adjustment levers for Savera Synchro-Tilt, Multi-Tilt, Swivel-Tilt and Stool are found at both sides of the chair. Pull both levers up or down to the desired position.

Savera XL does not have lumbar height-adjustment.



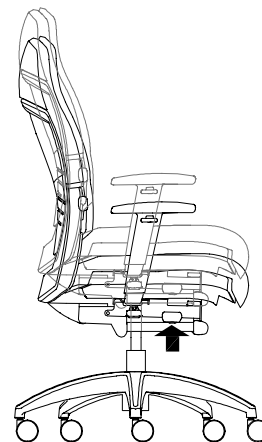
## seat height adjustment



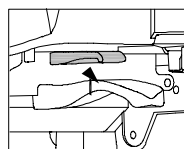
The seat height-adjustment paddle for Savera Synchro-Tilt, Swivel-Tilt and XL is located underneath the seat on the right side.

To raise the chair, lift the paddle up, while lifting your weight from the seat, until you reach the desired height, then release. To lower the chair, lift the paddle up, allowing your weight to push the seat down until you reach the desired height, then release.

The seat height-adjustment paddle for Savera Stool functions the same but the paddle is located on the left side.

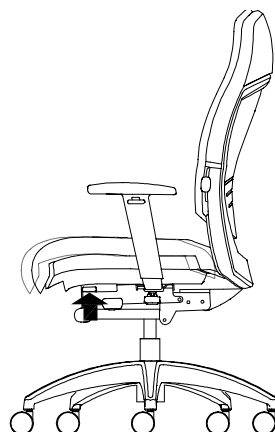


## seat depth adjustment



### SWIVEL-TILT AND SYNCHRO-TILT-TASK:

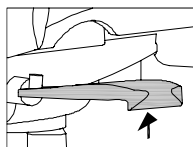
The lever is located on the left-hand side, near the front. To adjust the seat depth, lift lever up. Simultaneously lift your weight from the seat while sliding the seat forward or backward. Release the lever to lock the seat in place.



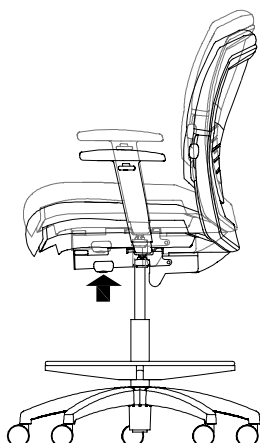
See "Savera arm adjustment features and instructions" page at the beginning of this section for arm details.

## savera swivel-stool adjustment features & instructions

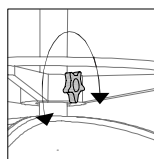
### stool seat height



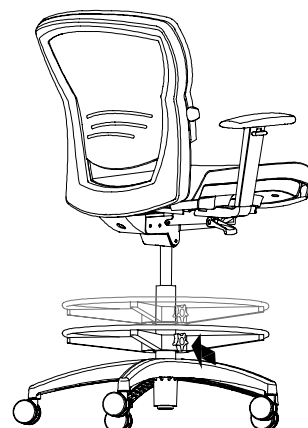
To raise the chair, lift the paddle up while lifting your weight from the seat until you reach the desired level and then release to lock in place. To lower the chair, lift the paddle up allowing your weight to push the seat down to the desired level and then release to lock in place.



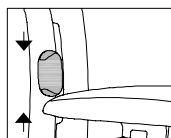
### stool foot ring height



To raise or lower the stool's foot ring, turn the foot ring's knob counter clockwise to release the foot ring and adjust the ring until you reach the desired level. Turn the knob clockwise to lock in place.

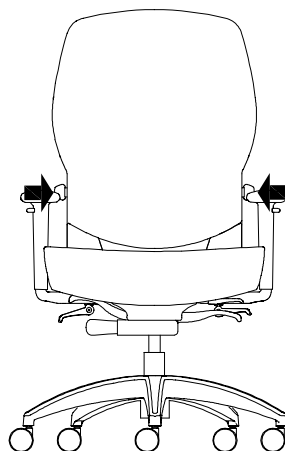


### lumbar height-adjustment



The lumbar height-adjustment levers for Savera Synchro-Tilt, Swivel-Tilt and Stool are found at the sides of the chair. Pull levers up or down to the desired position.

Savera XL does not have lumbar height-adjustment.



See "Savera arm adjustment features and instructions" page at the beginning of this section for arm details.

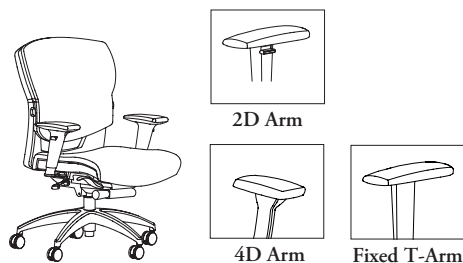


# work chairs

**Xpress**

**NSAY**

## Savera – Synchro-Tilt Task Chair



### FEATURES

- Standard pneumatic cylinder provides height-adjustment of 4"
- Seat depth adjustment of 2"
- Lumbar height-adjustment of 2-3/4"
- Back-tilt can be locked in four positions or left free flow
- Frame, 5-Star Base and outer back are plastic
- Synchro-tilt 3:1 ratio
- Tension control
- Hard casters are standard and are well suited for soft flooring such as carpeting
- Soft casters are available for use on hard flooring, such as wood, concrete, or tile

### NOTES

**Xpress** Available through *Teknion's Xpress Program*.

### PRODUCT OPTIONS

Size	Mechanism Style	Arm Style	Upholstery/Back Style	Seat Upholstery Finish
<b>F</b> Mid-Back <b>H</b> High-Back	<b>1</b> Standard	<b>N</b> No Arms <b>F</b> Fixed T-Arms <b>W</b> 2D Height and Width-Adjustable T-Arms <b>Q</b> 4D Width, Height and Depth-Adjustable T-Arms with Pivoting Arm Caps	<b>P</b> Single Upholstered	Fabric Leather

### SAMPLE ORDER CODE

<b>NSAY F</b>	<b>1</b>	<b>N</b>	<b>P</b>	<b>L207</b>
---------------	----------	----------	----------	-------------

### PRODUCT OPTIONS (CONTINUED)

Seat Depth Adjustment	Cylinder Style	Base Finish	Casters/Glides (Optional)	Assembled
<b>N</b> No Seat Depth Adjustment <b>S</b> With Seat Depth Adjustment	<b>1</b> Standard <b>2</b> High <b>3</b> Low	<b>E</b> Ebony	Casters, Hard <b>A</b> Casters, Soft <b>B</b> Glides, Hard <b>C</b> Glides, Soft	Not Fully Assembled <b>F</b> Fully Assembled

### SAMPLE ORDER CODE (CONTINUED)

<b>S</b>	<b>1</b>	<b>E</b>		<b>F</b>
----------	----------	----------	--	----------

See pricing on the following page.

# NSAY Savera – Synchro-Tilt Task Chair (Continued)

DESCRIPTION		PRICE									
MID-BACK (F)		Grade 1	COM/ Grade 2	COL/ Grade 3	Grade 4	Grade 5	Grade 6	Grade 7	Grade 8	Grade 9	Grade 10
No Arms		948	986	1031	1074	1112	1155	1196	1241	1283	1427
Fixed T-Arms		1133	1171	1216	1259	1297	1340	1381	1426	1468	1611
2D Height and Width-Adjustable T-Arms		1129	1168	1213	1253	1294	1338	1378	1421	1464	1609
4D Width, Height and Depth-Adjustable T-Arms		1329	1367	1412	1456	1493	1537	1577	1622	1664	1808
		Leather LA	Leather LB	Leather LC	Leather LD						
No Arms		1245	1287	1416	1460						
Fixed T-Arms		1430	1472	1601	1645						
2D Height and Width-Adjustable T-Arms		1429	1470	1599	1642						
4D Width, Height and Depth-Adjustable T-Arms		1626	1669	1797	1841						
		Grade 1	Grade 2	COM/ Grade 3	COL/ Grade 4	Grade 5	Grade 6	Grade 7	Grade 8	Grade 9	Grade 10
No Arms		1030	1068	1113	1156	1194	1237	1278	1323	1365	1509
Fixed T-Arms		1215	1253	1298	1341	1379	1422	1463	1508	1550	1694
2D Height and Width-Adjustable T-Arms		1211	1250	1295	1335	1376	1420	1460	1503	1546	1691
4D Width, Height and Depth-Adjustable T-Arms		1411	1449	1494	1538	1575	1619	1659	1704	1747	1890
		Leather LA	Leather LB	Leather LC	Leather LD						
No Arms		1327	1369	1498	1542						
Fixed T-Arms		1512	1554	1683	1727						
2D Height and Width-Adjustable T-Arms		1511	1552	1681	1724						
4D Width, Height and Depth-Adjustable T-Arms		1708	1751	1880	1923						
If Seat Depth Adjustment (S) is specified		add	87								
If Soft Casters (A) are specified		add	29								
If Hard Glides (B) are specified		add	29								
If Soft Glides (C) are specified		add	45								
If Fully Assembled (F) is specified		add	5								

NSAX  
Savera XL – Synchro-Tilt  
Task Chair



FEATURES

- Standard pneumatic cylinder provides height-adjustment of 4"
- Synchro-tilt 3:1 ratio
- Seat and back inner construction are plywood
- Frame, 5-Star Base and outer back are plastic
- Tension control
- Frame, 5-Star Base and outer back are plastic
- Hard casters are standard and are well suited for soft flooring such as carpeting
- Soft casters are available for use on hard flooring, such as wood, concrete, or tile

NOTES

**Standard vs Generous Arms:** Arms are the same height-adjustable style, width clearance is 20-1/2" for Standard and 23" for Generous. Arm placement is done by plant prior to shipping.

**Single Upholstered:** The same fabric is applied to the seat and inside back.

PRODUCT OPTIONS

Size	Mechanism Style	Arm	Upholstery Style	Upholstery Finish
<b>F</b> Mid-Back	<b>1</b> Standard	<b>N</b> No Arms <b>S</b> Standard <b>G</b> Generous	<b>P</b> Single Upholstered	Fabric Leather

SAMPLE ORDER CODE

<b>NSAX F</b>	<b>1</b>	<b>S</b>	<b>P</b>	<b>L207</b>
---------------	----------	----------	----------	-------------

PRODUCT OPTIONS (CONTINUED)

Seat Depth	Cylinder Style	Base Finish	Casters/Glides (Optional)
<b>S</b> Small <b>L</b> Large	<b>1</b> Standard	<b>E</b> Ebony	Casters, Hard <b>A</b> Casters, Soft <b>B</b> Glides, Hard <b>C</b> Glides, Soft

SAMPLE ORDER CODE (CONTINUED)

<b>L</b>	<b>1</b>	<b>E</b>	<b>A</b>
----------	----------	----------	----------

See pricing on the following page.

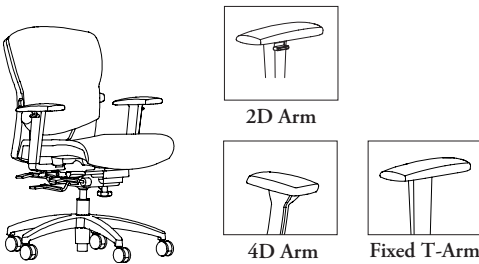


# NSAX Savera XL – Synchro-Tilt Task Chair (Continued)

DESCRIPTION		PRICE									
		Grade 1	COM/ Grade 2	COL/ Grade 3	Grade 4	Grade 5	Grade 6	Grade 7	Grade 8	Grade 9	Grade 10
No Arms		1800	1856	1915	1971	2027	2084	2141	2197	2257	2450
Standard		1965	2021	2079	2137	2192	2246	2306	2363	2420	2618
Generous		1965	2021	2079	2137	2192	2246	2306	2363	2420	2618
		Leather LA	Leather LB	Leather LC	Leather LD						
No Arms		2379	2473	2749	2843						
Standard		2540	2634	2913	3006						
Generous		2540	2634	2913	3006						
If Soft Casters (A) are specified		add	29								
If Hard Glides (B) are specified		add	29								
If Soft Glides (C) are specified		add	45								

Xpress

NSAM  
Savera Multi-Tilt Task Chair



- FEATURES**
- Standard pneumatic cylinder provides height-adjustment of 4"
  - Seat depth adjustment of 2"
  - Lumbar height-adjustment of 2-3/4"
  - Allows for independent adjustment of the back angle and seat tilt. Includes forward seat tilt and lock and infinite position seat tilt lock
  - Frame, 5-Star Base and outer back are plastic
  - Center-tilt action
  - Tension control
  - Hard casters are standard and are well suited for soft flooring such as carpeting
  - Soft casters are available for use on hard flooring, such as wood, concrete, or tile

**NOTES**  
**Single Upholstered:** The same fabric is applied to the seat and inside back. Seat depth adjustment is included as a standard feature.

Xpress Available through Teknion's Xpress Program.

PRODUCT OPTIONS

Size	Mechanism Style	Arm Style	Upholstery Style	Upholstery Finish
<b>F</b> Mid-Back <b>H</b> High-Back	<b>1</b> Standard	<b>N</b> No Arms <b>F</b> Fixed T-Arm <b>W</b> Width and Height-Adjustable T-Arms <b>Q</b> 4D Width, Height and Depth pivot arm	<b>P</b> Single Upholstered	Fabric

SAMPLE ORDER CODE

NSAM F	1	N	P	L207
--------	---	---	---	------

PRODUCT OPTIONS (CONTINUED)

Cylinder Style	Base Finish	Casters/Glides (Optional)	Assembled
<b>1</b> Standard - 4" range <b>2</b> Higher (taller) - 5" range <b>3</b> Lower (shorter) - 3" range	<b>E</b> Ebony	Casters, Hard <b>A</b> Casters, Soft <b>B</b> Glides, Hard <b>C</b> Glides, Soft	<b>F</b> Fully Assembled

SAMPLE ORDER CODE (CONTINUED)

1	E	A	F
---	---	---	---

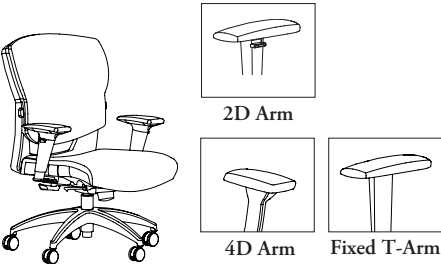
See pricing on the following page.

# NSAM Savera Multi-Tilt Task Chair (Continued)

DESCRIPTION	PRICE									
MID-BACK (F)	Grade 1	COM/ Grade 2	COL/ Grade 3	Grade 4	Grade 5	Grade 6	Grade 7	Grade 8	Grade 9	Grade 10
No Arms	1125	1166	1210	1252	1290	1334	1376	1416	1461	1604
Fixed T-Arms	1310	1351	1395	1437	1475	1519	1561	1601	1646	1789
2D Height and Width-Adjustable T-Arms	1308	1348	1388	1432	1473	1516	1557	1599	1643	1785
4D Width, Height and Depth Pivot Arms	1507	1547	1592	1633	1672	1715	1757	1797	1842	1986
	Leather LA	Leather LB	Leather LC	Leather LD						
No Arms	1424	1466	1595	1640						
Fixed T-Arms	1609	1651	1780	1824						
2D Height and Width-Adjustable T-Arms	1607	1649	1777	1818						
4D Width, Height and Depth Pivot Arms	1806	1847	1976	2021						
HIGH-BACK (H)	Grade 1	COM/ Grade 2	COL/ Grade 3	Grade 4	Grade 5	Grade 6	Grade 7	Grade 8	Grade 9	Grade 10
No Arms	1207	1248	1293	1334	1373	1416	1458	1498	1543	1686
Fixed T-Arms	1392	1433	1477	1519	1557	1601	1643	1683	1728	1871
2D Height and Width-Adjustable T-Arms	1390	1430	1470	1514	1555	1598	1640	1681	1725	1867
4D Width, Height and Depth Pivot Arms	1589	1629	1674	1715	1754	1797	1839	1880	1924	2068
	Leather LA	Leather LB	Leather LC	Leather LD						
No Arms	1507	1548	1677	1722						
Fixed T-Arms	1691	1733	1862	1907						
2D Height and Width-Adjustable T-Arms	1689	1731	1859	1900						
4D Width, Height and Depth Pivot Arms	1888	1929	2058	2103						
If Soft Casters (A) are specified	add	29								
If Hard Glides (B) are specified	add	29								
If Soft Glides (C) are specified	add	45								

Xpress

NSAW  
Savera – Swivel-Tilt  
General Use Chair



- FEATURES
- Standard pneumatic cylinder provides height-adjustment of 4"
  - Seat depth adjustment of 2"
  - Lumbar height-adjustment of 2-3/4"
  - Back-tilt locks in the upright position
  - Frame, 5-Star Base and outer back are plastic
  - Swivel-tilt
  - Tension control
  - Hard casters are standard and are well suited for soft flooring such as carpeting
  - Soft casters are available for use on hard flooring, such as wood, concrete, or tile

NOTES  
Single Upholstered: The same fabric is applied to the seat and inside back.

Xpress Available through Teknion's Xpress Program.

PRODUCT OPTIONS

Size	Mechanism Style	Arm Style	Upholstery Style	Upholstery Finish
F Mid-Back H High-Back	1 Standard	N No Arms F Fixed T-Arms W 2D Height and Width-Adjustable T-Arms Q 4D Width, Height and Depth-Adjustable T-Arms with Pivoting Arm Caps	P Single Upholstered	Fabric Leather

SAMPLE ORDER CODE

NSAW H	1	W	P	A101
--------	---	---	---	------

PRODUCT OPTIONS (CONTINUED)

Seat Depth Adjustment	Cylinder Style	Base Finish	Casters/Glides (Optional)	Assembled
N No Seat Depth Adjustment S With Seat Depth Adjustment	1 Standard 2 High 3 Low	E Ebony	Casters, Hard A Casters, Soft B Glides, Hard C Glides, Soft	Not Fully Assembled F Fully Assembled

SAMPLE ORDER CODE (CONTINUED)

N	3	E		F
---	---	---	--	---

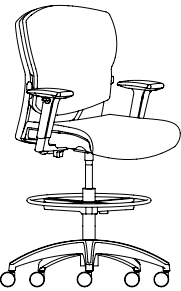
See pricing on the following page.

# NSAW Savera – Swivel-Tilt General Use Chair (Continued)

DESCRIPTION	PRICE									
MID-BACK (F)	Grade 1	COM/ Grade 2	COL/ Grade 3	Grade 4	Grade 5	Grade 6	Grade 7	Grade 8	Grade 9	Grade 10
No Arms	854	898	941	981	1021	1063	1107	1151	1191	1336
Fixed T-Arms	1039	1083	1126	1166	1206	1248	1291	1336	1376	1521
2D Height and Width-Adjustable T-Arms	1038	1078	1122	1162	1203	1246	1288	1328	1373	1517
4D Width, Height and Depth-Adjustable T-Arms	1235	1279	1323	1362	1403	1444	1488	1533	1572	1717
	Leather LA	Leather LB	Leather LC	Leather LD						
No Arms	1155	1196	1325	1370						
Fixed T-Arms	1340	1381	1510	1555						
2D Height and Width-Adjustable T-Arms	1338	1378	1507	1552						
4D Width, Height and Depth-Adjustable T-Arms	1537	1577	1706	1752						
HIGH-BACK (H)	Grade 1	COM/ Grade 2	COL/ Grade 3	Grade 4	Grade 5	Grade 6	Grade 7	Grade 8	Grade 9	Grade 10
No Arms	936	980	1023	1063	1103	1145	1189	1233	1273	1418
Fixed T-Arms	1121	1165	1208	1248	1288	1330	1374	1418	1458	1603
2D Height and Width-Adjustable T-Arms	1294	1332	1377	1417	1458	1502	1542	1586	1628	1774
4D Width, Height and Depth-Adjustable T-Arms	1317	1361	1405	1444	1485	1526	1570	1615	1654	1800
	Leather LA	Leather LB	Leather LC	Leather LD						
No Arms	1237	1278	1407	1453						
Fixed T-Arms	1422	1463	1592	1637						
2D Height and Width-Adjustable T-Arms	1593	1634	1763	1806						
4D Width, Height and Depth-Adjustable T-Arms	1619	1659	1788	1834						
If Seat Depth Adjustment (S) is specified add 87										
If Soft Casters (A) are specified add 29										
If Soft Glides (C) are specified add 45										
If Hard Glides (B) are specified add 29										
If Fully Assembled (F) is specified add 5										

Xpress

NSAD  
Savera – Swivel Stool



- FEATURES
- Standard pneumatic cylinder provides height-adjustment of 8" travel
  - Swivels 360°
  - Frame, 5-Star Base and outer back are plastic
  - Hard casters are standard and are well suited for soft flooring such as carpeting
  - Soft casters are available for use on hard flooring, such as wood, concrete, or tile
- NOTES
- Single Upholstered:** The same fabric is applied to the seat and inside back.
- Xpress** Available through *Teknion's Xpress Program*.

PRODUCT OPTIONS

Size	Mechanism Style	Arm Style	Upholstery Style
<b>F</b> Mid-Back	<b>I</b> Standard	<b>N</b> No Arms <b>W</b> 2D Height and Width-Adjustable T-Arms <b>Q</b> 4D Width, Height and Depth-Adjustable T-Arms with Pivoting Arm Caps	<b>P</b> Single Upholstered

SAMPLE ORDER CODE

<b>NSAD F</b>	<b>I</b>	<b>W</b>	<b>P</b>
---------------	----------	----------	----------

PRODUCT OPTIONS (CONTINUED)

Upholstery Finish	Base Finish	Casters/Glides (Optional)	Assembled
Fabric Leather	<b>E</b> Ebony	Casters, Hard <b>A</b> Casters, Soft <b>B</b> Glides, Hard <b>C</b> Glides, Soft	Not Fully Assembled <b>F</b> Fully Assembled

SAMPLE ORDER CODE (CONTINUED)

<b>A101</b>	<b>E</b>		<b>F</b>
-------------	----------	--	----------

See pricing on the following page.

## Savera – Swivel Stool (Continued)

DESCRIPTION	PRICE									
	Grade 1	COM/ Grade 2	COL/ Grade 3	Grade 4	Grade 5	Grade 6	Grade 7	Grade 8	Grade 9	Grade 10
No Arms	997	1042	1090	1136	1183	1229	1275	1318	1366	1523
2D Height and Width-Adjustable T-Arms	1196	1243	1288	1334	1379	1427	1471	1517	1561	1721
4D Width, Height and Depth-Adjustable T-Arms	1379	1423	1471	1517	1565	1610	1656	1700	1748	1904
	Leather LA	Leather LB	Leather LC	Leather LD						
No Arms	1302	1343	1473	1517						
2D Height and Width-Adjustable T-Arms	1504	1547	1674	1716						
4D Width, Height and Depth-Adjustable T-Arms	1683	1725	1855	1898						
If Soft Casters (A) are specified	add	29								
If Hard Glides (B) are specified	add	29								
If Soft Glides (C) are specified	add	45								
If Fully Assembled (F) is specified	add	5								