

sabrina overview

Sabrina is an infinitely classic, yet modern, mesh back task chair.

Visually sculptural in frame and profile, Sabrina features an innovative back rung structure symbolizing the interconnection of comfort and design.

Sabrina’s design incorporates a ring-shaped backrest for both fix and flex comfort and an inner ring provides support and backwards bending body’s natural position, while the outer frame gently twists to either side for extra flexing.

Sabrina – Synchro-Tilt Task Chair (NSBYNYA)



statement of line




sabrina overview (continued)

Sabrina – Synchro-Tilt Task Chair (NSBYYYA)



statement of line



sabrina overview (continued)

Sabrina – Swivel Stool (NSBDCYA)



statement of line

No Headrest, No Coat Hanger, No Arms, No Lumbar (NSBDNNN)	No Headrest, No Coat Hanger, Fixed Polished Aluminum Arms, No Lumbar (NSBYHNA)	No Headrest, No Coat Hanger, Height-Adjustable T-Arms, No Lumbar (NSBDNNH)	No Headrest, No Coat Hanger, No Arms, Lumbar (NSBDNYN)	No Headrest, No Coat Hanger, Fixed Polished Aluminum Arms, Lumbar (NSBDNYA)	No Headrest, No Coat Hanger, Height-Adjustable T-Arms, Lumbar (NSBDNYH)
No Headrest, With Coat Hanger, No Arms, No Lumbar (NSBDCYNN)	No Headrest, With Coat Hanger, Fixed Polished Aluminum Arms, No Lumbar (NSBDCNA)	No Headrest, With Coat Hanger, Height-Adjustable T-Arms, No Lumbar (NSBDCNH)	No Headrest, With Coat Hanger, No Arms, Lumbar (NSBDCYN)	No Headrest, With Coat Hanger, Fixed Polished Aluminum Arms, Lumbar (NSBDCYA)	No Headrest, With Coat Hanger, Height-Adjustable T-Arms, Lumbar (NSBDCYH)

sabrina overview (continued)

Sabrina – Swivel Stool (NSBDCYA)



statement of line



sabrina dimensions & material requirements

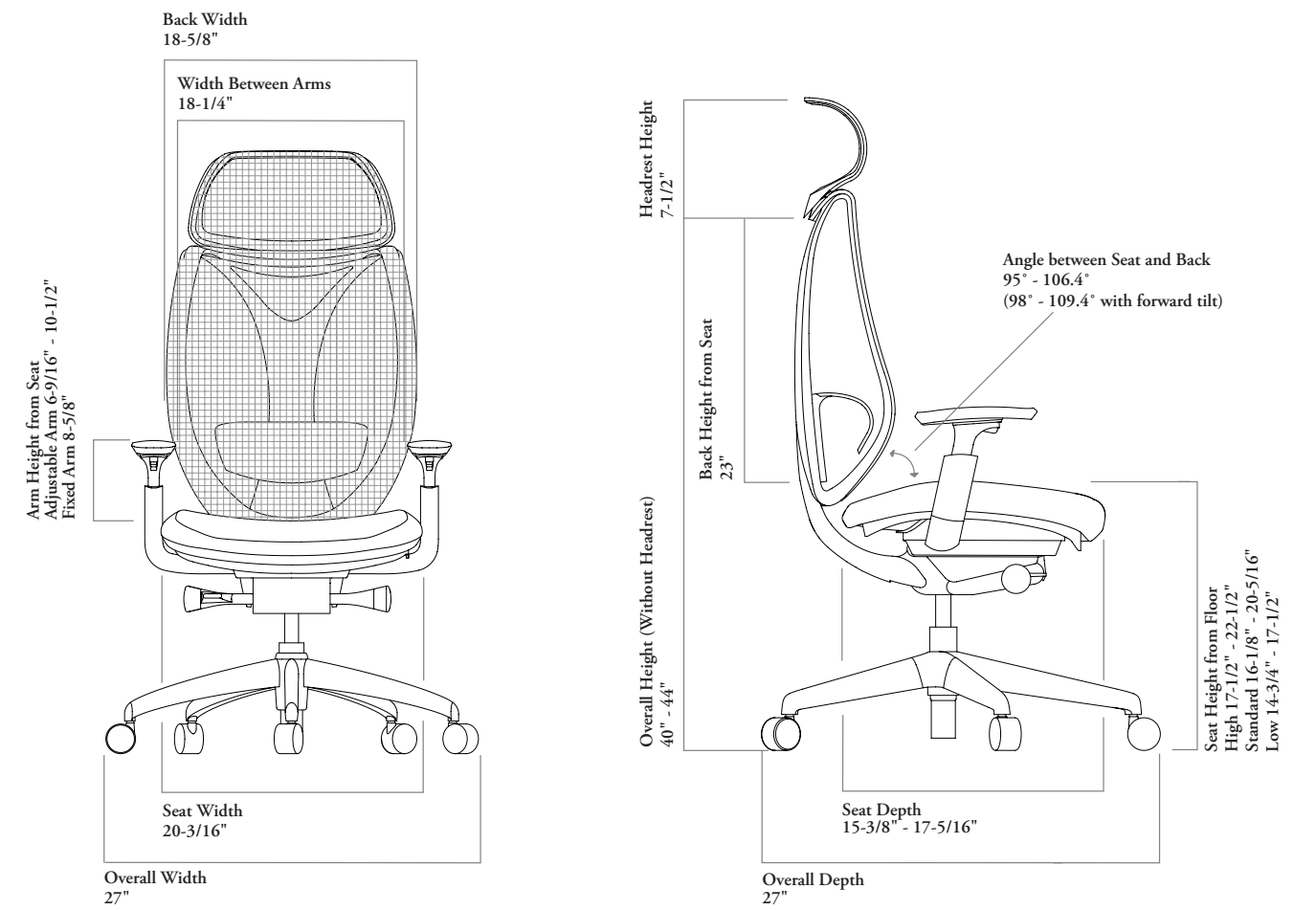
features

- Designed and tested for users up to 300 lbs
- Meets ANSI/BIFMA Requirement

weight

Task Chair with Headrest	42 lbs
Task Chair no Headrest	41 lbs

Task Chair



COM/COL material requirement

The pattern, repeat and directionality of fabric may increase the amount of yardage required.

Leather quantities should always be rounded up to the next hide size, as yields vary from 60-80% and are affected by the quality, size and shape of the hide, and by the location and quantity of blemishes.

	DUAL UPHOLSTERED	
	COM [yards]	COL [sq. ft]
Seat only	0.875	8.75

sabrina dimensions & material requirements (continued)

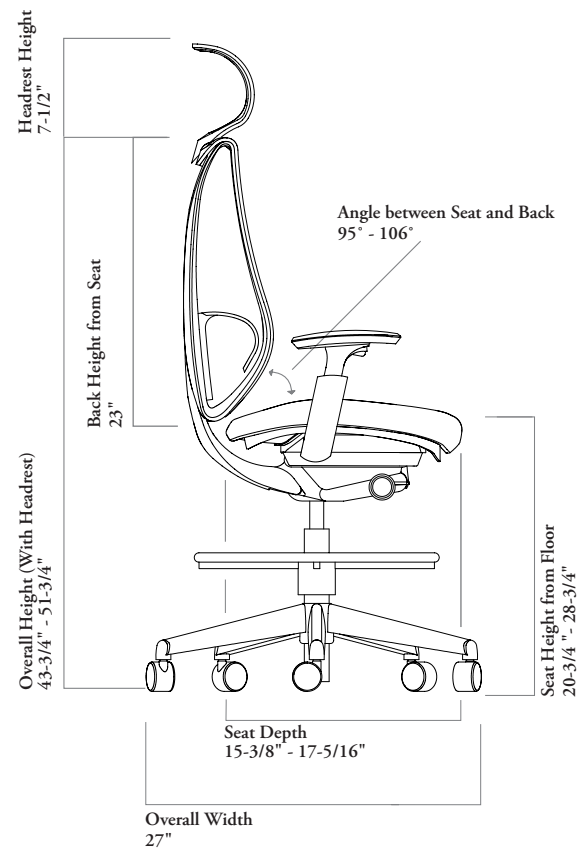
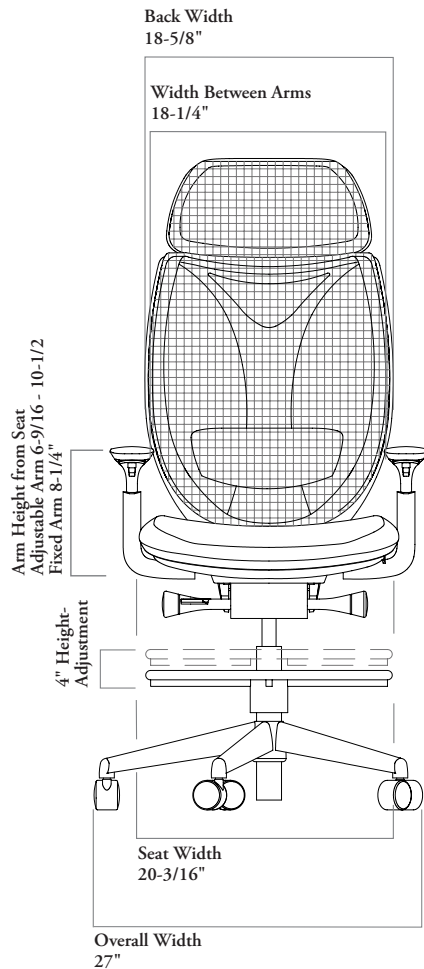
features

- Designed and tested for users up to 300 lbs
- Meets ANSI/BIFMA Requirement

weight

Swivel Stool with Headrest	41 - 45.5 lbs
Swivel Stool no Headrest	40 - 44.5lbs

Swivel Stool



COM/COL material requirement

The pattern, repeat and directionality of fabric may increase the amount of yardage required.

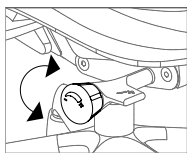
Leather quantities should always be rounded up to the next hide size, as yields vary from 60-80% and are affected by the quality, size and shape of the hide, and by the location and quantity of blemishes.

DUAL UPHOLSTERED

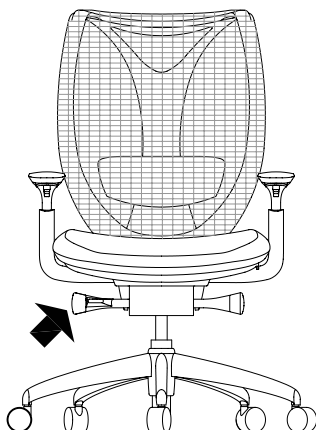
	COM [yards]	COL [sq. ft]
Seat only	0.875	8.75

sabrina adjustment features & instructions

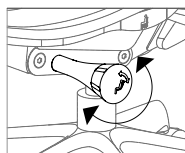
reclining tension adjustment



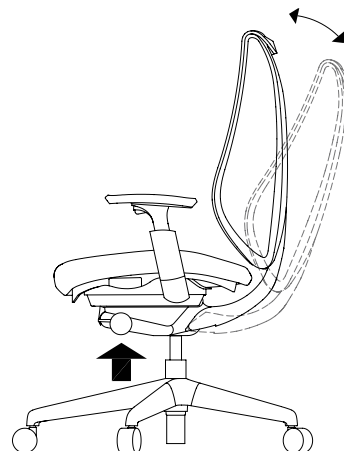
Turning the grip found under the right side of the seat increases or reduces the resistance of the chair back while reclining and forward-tilt when specified. Rotate forward to tighten and backwards to loosen.



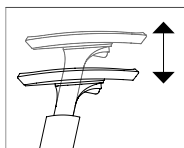
tilt lock and limiter



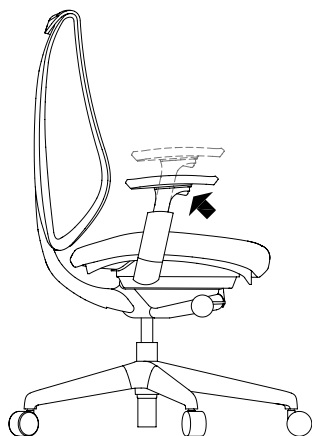
Turning the grip found under the left side of the seat locks and unlocks the recline and forward-tilt seat, when specified. Rotate forward to unlock and backward to lock. Unlock, completely recline and return to an upright to re-set.



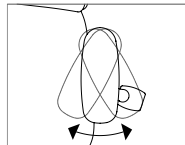
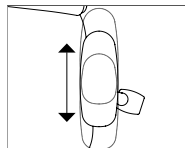
arm height-adjustment



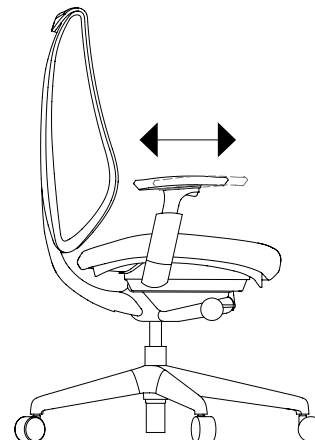
To adjust the height-adjustable arm height, press the button below either arm rest to raise or lower it to the desired position.



arm pad adjustment

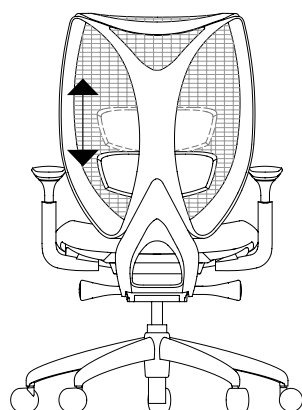


While sitting in the chair, grab the height-adjustable arm pad from the top and slide it away from your body, along the length of the arm cap, or towards you to match your physical requirements. Once positioned, rotate the arm pad angle toward your body or away from you to match your physical requirements.

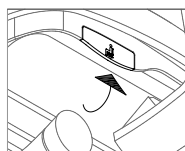


lumbar support

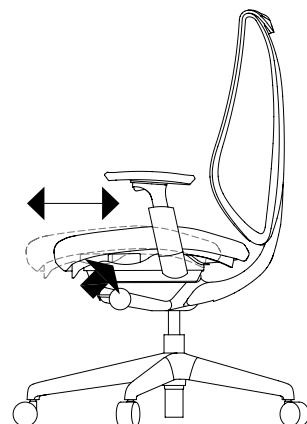
While sitting in the chair, put arms behind back to grab both sides of lumbar element, slide lumbar up or down to match your physical requirements.



seat depth adjustment

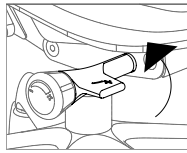


To adjust the seat depth, pull outward on the button below the seat on the left-hand side and simultaneously lift your weight from the seat while sliding the seat forward or backward. Release button to lock the seat in place.

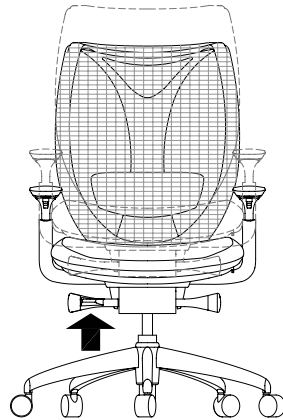


sabrina adjustment features & instructions (continued)

seat height-adjustment



Seat height can be adjusted by pulling up on the lever below the seat on the right hand side. When this lever is pulled, the weight of the body will cause the seat to lower, and releasing it stops the seat at the desired height. Pulling up on the lever with no weight on the seat allows it to rise.

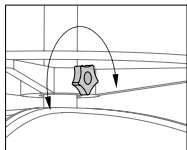


fit and flex back

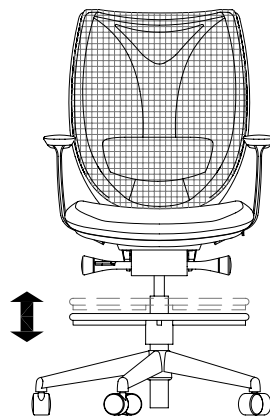
While the center frame firmly supports the user sitting, the slide frame allows passive forking right and left as the user twists, or flexes torsionally.



stool foot ring height



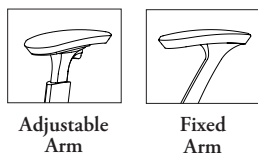
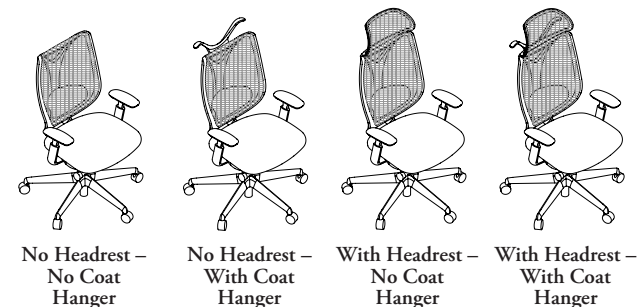
To raise or lower the stool's foot ring, turn the foot ring's knob counter-clockwise to release the foot ring and adjust the ring until you reach desired level. Turn the knob clockwise to lock in place.



Xpress

NSBY

Sabrina – Synchro-Tilt Task Chair



FEATURES

- Synchro-tilt mechanism (2.78:1 tilt ratio) with Tilt-Tension and Lock. Back recline up to 23°
- Optional forward tilt seat
- Innovative, organic structured back frame with FIT & FLEX capability
- Seat Depth Adjustment of 2"
- Standard pneumatic cylinder provides height-adjustment of 4"
- Ebony Plastic or Polished Aluminum base
- Optional Plastic height-adjustable arms with pivoting arm pads and arm pad depth adjustment or Fixed Polished Aluminum arms
- Optional 2-3/8" height-adjustable Lumbar Element, fixed mesh Headrest and Coat Hanger
- Hard casters are standard and well suited for soft flooring such as carpeting
- Soft casters are available for use on hard flooring, such as wood, concrete or tile

NOTES

Headrest finishes default to Back Mesh finish and Frame finish. Lumbar membrane is translucent Ebony finish. Coat Hanger finish defaults to frame finish.

Plastic Arm finish matches frame finish (Very White arm has Grey arm pad).

Polished Aluminum arm has Ebony arm pad to match Ebony frame and Grey arm pad with Very White frame.

Sabrina Chair is Dual Upholstered with Sabrina Mesh available on the back and Teknion's Standard and Graded-In fabrics on seat.

Headrest and Coat Hanger Accessories must be installed on-site by customer to Fully Assembled (F) chairs.

Not Fully Assembled (N) option is only available when Accessories option No Headrest-No Coat Hanger (N) is specified.

Xpress Available through Teknion's Xpress Program.

PRODUCT OPTIONS

Accessories	Lumbar Element	Arm Style	Back Upholstery Finish (Sabrina Mesh Back)	Seat Upholstery Finish (For Dual)
N No Headrest – No Coat Hanger	N No Lumbar Element	N No Arms	SB15 Iron	Fabric
C No Headrest – With Coat Hanger	Y With Lumbar Element	H Height-Adjustable T-Arms with Pivot and Depth-Adjustable Arm Pads	SB16 Basalt	Leather
H With Headrest – No Coat Hanger		A Fixed Polished Aluminum Arms	SB17 Chainlink	
Y With Headrest – With Coat Hanger			SB19 Brier	
			SB20 Banner	
			SB21 Lapis	

SAMPLE ORDER CODE

NSBY N	Y	N	SB17	E523
---------------	----------	----------	-------------	-------------

PRODUCT OPTIONS (CONTINUED)

Cylinder Style	Mechanism Style	Frame Finish	Base Finish	Casters/Glides (Optional)	Other Options
1 Standard	Standard	52 Ebony	52 Ebony	Casters, Hard	F Fully Assembled (accessories require installation)
2 High	F Standard with Forward Tilt	8C Very White	C9 Polished Aluminum	A Casters, Soft	N Not Fully Assembled
3 Low				B Glides, Hard	
				C Glides, Soft	

SAMPLE ORDER CODE (CONTINUED)

1	F	52	52	A	F
----------	----------	-----------	-----------	----------	----------

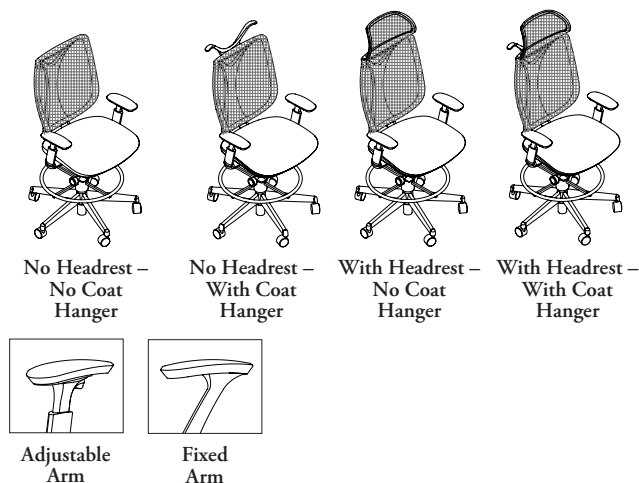
See pricing on the following page.

NSBY Sabrina – Synchro-Tilt Task Chair (Continued)

DESCRIPTION	PRICE									
	Grade 1	COM/ Grade 2	COL/ Grade 3	Grade 4	Grade 5	Grade 6	Grade 7	Grade 8	Grade 9	Grade 10
No Arms	1368	1396	1429	1443	1460	1475	1492	1507	1524	1539
With Height-Adjustable T-Arms	1615	1645	1675	1690	1709	1723	1741	1755	1771	1792
With Fixed Polished Aluminum Arms	1711	1742	1771	1791	1806	1818	1838	1854	1869	1890
	Leather LA	Leather LB	Leather LC	Leather LD						
No Arms	1749	1814	2010	2076						
With Height-Adjustable T-Arms	1998	2062	2258	2322						
With Fixed Polished Aluminum Arms	2095	2162	2353	2419						
If No Headrest, With Coat Hanger (C) is specified	add 191	If Polished Aluminum Base (C9) is specified					add 112			
If With Headrest, No Coat Hanger (H) is specified	add 311	If Soft Casters (A) are specified					add 29			
If With Headrest, With Coat Hanger (Y) is specified	add 443	If Hard Glides (B) are specified					add 29			
If Lumbar Element (Y) is specified	add 77	If Soft Glides (C) are specified					add 45			
If Standard with Forward-Tilt Mechanism (F) is specified	add 50									

NSBD

Sabrina – Swivel Stool



FEATURES

- Synchro-Tilt mechanism (2.78:1 tilt ratio) with Tilt-Tension and Lock. Back recline up to 9°
- Includes all-aluminum foot ring with 4" height-adjustment
- Innovative, organic structured back frame with FIT & FLEX capability
- Seat Depth Adjustment of 2"
- Standard pneumatic cylinder provides height-adjustment of 8"
- Ebony Plastic or Polished Aluminum base
- Optional Plastic height-adjustable arms with pivoting arm pads and arm pad depth adjustment or Fixed Polished Aluminum arms
- Optional 2-3/8" height-adjustable Lumbar Element, fixed mesh Headrest and Coat Hanger
- Hard casters are standard and well suited for soft flooring such as carpeting
- Soft casters are available for use on hard flooring, such as wood, concrete or tile

NOTES

Headrest finishes default to Back Upholstered finish and Frame finish. Lumbar membrane is translucent Ebony finish. Coat Hanger finish defaults to frame finish.

Plastic Arm finish matches frame finish (Very White arm has Grey arm pad).

Polished Aluminum arm has Ebony arm pad to match Ebony frame and Grey arm pad with Very White frame.

Sabrina Chair is Dual Upholstery with Sabrina Mesh available on the back and Teknion's Standard and Graded-In fabrics on seat.

Not Fully Assembled (N) option is only available when Accessories option No Headrest-No Coat Hanger (N) is specified.

PRODUCT OPTIONS

Accessories	Lumbar Element	Arm Style	Back Upholstery Finish (Sabrina Mesh Back)
N No Headrest – No Coat Hanger	N No Lumbar Element	N No Arms	SB15 Iron
C No Headrest – With Coat Hanger	Y With Lumbar Element	H Height-Adjustable T-Arms with Pivot and Depth-Adjustable Arm Pads	SB16 Basalt
H With Headrest – No Coat Hanger		A Fixed Polished Aluminum Arms	SB17 Chainlink
Y With Headrest – With Coat Hanger			SB19 Brier
			SB20 Banner
			SB21 Lapis

SAMPLE ORDER CODE

NSBD N	Y	N	SB17
---------------	----------	----------	-------------

PRODUCT OPTIONS (CONTINUED)

Seat Upholstery Finish	Frame Finish	Base Finish	Casters/Glides (Optional)	Other Options
Fabric	52 Ebony	52 Ebony	Casters, Hard	F Fully Assembled
Leather	8C Very White	C9 Polished Aluminum	A Casters, Soft	N Not Fully Assembled
			B Glides, Hard	
			C Glides, Soft	

SAMPLE ORDER CODE (CONTINUED)

E523	52	52	A	F
-------------	-----------	-----------	----------	----------

See pricing on the following page.

NSBD Sabrina – Swivel Stool (Continued)

DESCRIPTION	PRICE									
	Grade 1	COM/ Grade 2	COL/ Grade 3	Grade 4	Grade 5	Grade 6	Grade 7	Grade 8	Grade 9	Grade 10
No Arms	1991	2022	2052	2070	2084	2103	2116	2133	2149	2167
With Height-Adjustable T-Arms	2240	2269	2300	2318	2334	2350	2366	2381	2397	2416
With Fixed Polished Aluminum Arms	2336	2367	2397	2414	2430	2448	2460	2479	2496	2511
	Leather LA	Leather LB	Leather LC	Leather LD						
No Arms	2375	2441	2635	2697						
With Height-Adjustable T-Arms	2625	2689	2880	2948						
With Fixed Polished Aluminum Arms	2721	2786	2980	3043						
If No Headrest, With Coat Hanger (C) is specified	add 191	If Polished Aluminum Base (C9) is specified				add 112				
If With Headrest, No Coat Hanger (H) is specified	add 311	If Soft Casters (A) are specified				add 29				
If With Headrest, With Coat Hanger (Y) is specified	add 443	If Hard Glides (B) are specified				add 29				
If Lumbar Element (Y) is specified	add 77	If Soft Glides (C) are specified				add 45				