

## essa chair overview

Essa is designed for Teknion by Pearson Lloyd and takes its name from the work essence.

It has a pared down scale and a pure sculptural shape that takes cues from a classic club chair.

It is a less technical task chair that combines elegance with ergonomics, providing just the right amount of support through curves and contours rather than multiple adjustment mechanisms.

It is available with a plastic or upholstery back.

### Essa Chair, Upholstered Back with Plastic Shell (NESP)



### frame finishes



### statement of line

#### single upholstery



Essa Chair,  
Upholstered Back  
with Plastic Shell  
No Arms  
(NESP)



Essa Chair,  
Upholstered Back  
with Plastic Shell  
Fixed Arms  
(NESP)



Essa Chair,  
Upholstered Back  
with Plastic Shell  
Height-Adjustable Arms  
(NESP)

#### dual upholstery



Essa Chair,  
Upholstered Back  
with Plastic Shell  
No Arms  
(NESP)



Essa Chair,  
Upholstered Back  
with Plastic Shell  
Fixed Arms  
(NESP)



Essa Chair,  
Upholstered Back  
with Plastic Shell  
Height-Adjustable Arms  
(NESP)

# essa chair overview (continued)

## Essa Chair, Upholstered Back (NESU)



### frame finishes



### statement of line

#### single upholstery



Essa Chair,  
Upholstered Back  
No Arms  
(NESUN)



Essa Chair,  
Upholstered Back  
Fixed Arms  
(NESUF)



Essa Chair,  
Upholstered Back  
Height-Adjustable Arms  
(NESPUH)

#### dual upholstery



Essa Chair,  
Upholstered Back  
No Arms  
(NESUN)



Essa Chair,  
Upholstered Back  
Fixed Arms  
(NESUF)



Essa Chair,  
Upholstered Back  
Height-Adjustable Arms  
(NESPUH)

# essa chair dimensions & material requirements

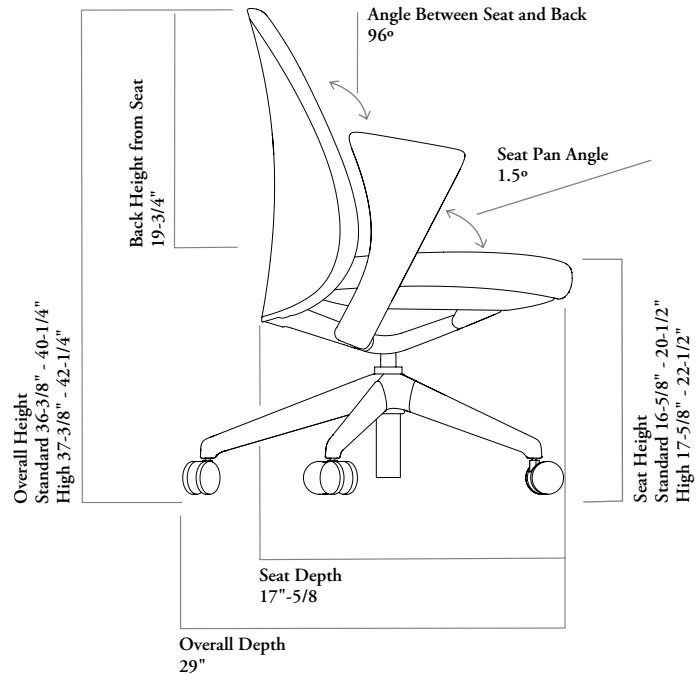
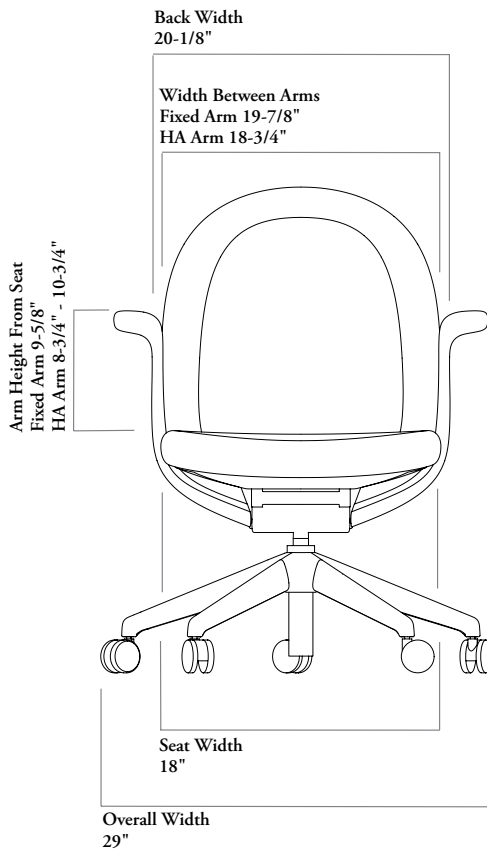
## features

- Designed and tested for users up to 300 lbs
- Meets ANSI/BIFMA requirements
- Equipped with hard casters intended for use on carpet
- Soft casters are available for hard surfaces
- Weight Balanced Synchro-Tilt

## weight

Essa Chair - Upholstered Seat with Plastic Back	39 lbs
Essa Chair - Upholstered Back	39 lbs

## Multi-Use Chair



## COM/COL material requirement

The pattern, repeat and directionality of fabric may increase the amount of yardage required.

Leather quantities should always be rounded up to the next hide size, as yields vary from 60-80% and are affected by the quality, size and shape of the hide, and by the location and quantity of blemishes.

	SINGLE UPHOLSTERED		DUAL UPHOLSTERED - SEAT		DUAL UPHOLSTERED - BACK	
	COM [yards]	COL [sq. ft]	COM [yards]	COL [sq. ft]	COM [yards]	COL [sq. ft]
Seat						
NESP	1.5	15.5	1	9	1	6.5
NESU	1.75	21	1	9	1	12

# planning with essa chair

The following can be considered when planning with the Essa chair.

## workstations

The Essa chair with height-adjustable arms is suitable for use in any workstation settings.



## enclaves

The Essa chair with no arms is ideal in enclaves and touchdown stations where the end user needs a space to get some quick work completed.



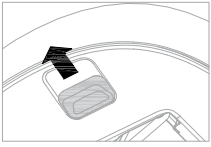
## meeting and conference rooms

Essa's contemporary look with curves and comfort is suitable for short-term use in meeting and conference rooms. Fixed arms look consistent and professional.



## essa adjustment features & instructions

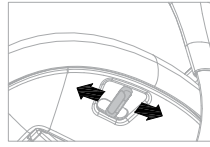
### seat height adjustment



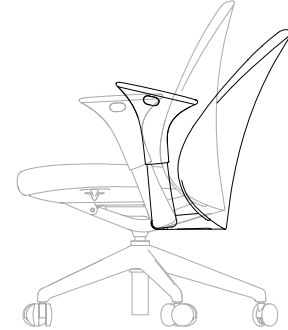
To raise the chair, pull the lever outwards while lifting your weight from the seat until you reach the desired level, then release to lock in place. To lower the chair, pull the lever outwards and allow your weight to push the seat down until you reach the desired level, then release to lock in place.



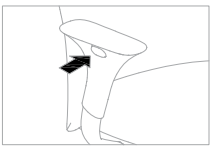
### back tilt adjustment



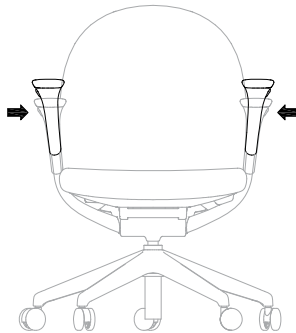
To adjust the angle of recline, move the lever forward to unlock the back and leave the chair in free flow mode. Recline to the desired position and move the lever rearward to lock the back in place.



### arm height adjustment



To adjust the arm height, press the button in the upper part of the armrest to raise or lower it to the desired position. Release the button to lock in place.



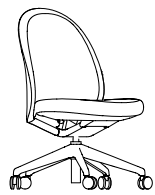


# work chairs

**Xpress**

## NESP

### Essa Chair, Upholstered Back with Plastic Shell, Dual Upholstery



No Arms



Fixed Arms



Height-Adjustable Arms

#### FEATURES

- Standard pneumatic cylinder provide height-adjustment of 4"
- Weight-balanced Synchro-Tilt mechanism. Back recline up to 17°
- Back tilt can be locked in the upright position and 2 defined angles
- Curated finishes in Blackstone, Atrium White, and Clay
- Options for no arm, fixed arm, or height adjust arms
- Options for hard and soft casters or glides
- Hard casters are standard and well suited for soft flooring such as carpeting
- Soft casters are available for use on hard flooring, such as wood, concrete, or tile

#### NOTES

- When Blackstone (NF) Frame Finish is specified, defaults include Upholstered Back, 5-Point Base, Under Seat, Gas Cylinder, Arms, and Mechanism. Arm Pads, Buttons, and Mechanism Levers default to Dark Grey. Caster selection will be finished Ebony.
- When Atrium White (8D) Frame Finish is specified, defaults include Upholstered Back, 5-Point Base, Under Seat, Gas Cylinder, Arms, and Mechanism. Arm Pads, Buttons, and Mechanism Levers default to Lighter Beige. Caster selection will be finished Grey.
- When Clay (NH) Frame Finish is specified, defaults include Upholstered Back, 5-Point Base, Under Seat, Gas Cylinder, Arms, and Mechanism. Arm Pads, Buttons, and Mechanism Levers default to Lighter Beige. Caster selection will be finished Grey.
- Model ships fully assembled

**Xpress** Available through *Teknion's Xpress Program*.

#### PRODUCT OPTIONS

Arm Style	Upholstery Style	Back Upholstery Finish	Seat Upholstery Finish	Cylinder Style	Frame Finish	Casters/Glides (Optional)
<b>N</b> No Arms	<b>S</b> Single Upholstery	Fabric	Fabric	<b>1</b> Standard	<b>8D</b> Atrium White	Hard Casters
<b>F</b> Fixed Arms	<b>D</b> Dual Upholstery	Leather	Leather	<b>2</b> High	<b>NF</b> Blackstone	<b>A</b> Soft Casters
<b>H</b> Height-Adjustable Arms					<b>NH</b> Clay	<b>B</b> Hard Glides <b>C</b> Soft Glides

#### SAMPLE ORDER CODE

<b>NESP F</b>	<b>S</b>	<b>E523</b>	<b>E523</b>	<b>1</b>	<b>NH</b>	<b>B</b>
---------------	----------	-------------	-------------	----------	-----------	----------

#### DESCRIPTION

##### BACK FABRIC

No Arms (N)
Fixed Arms (F)
Height-Adjustable Arms (H)

#### PRICE

	COM/ Grade 1	COM/ Grade 2	COL/ Grade 3	Grade 4	Grade 5	Grade 6	Grade 7	Grade 8	Grade 9	Grade 10
No Arms (N)	1226	1268	1313	1357	1402	1445	1491	1534	1579	1622
Fixed Arms (F)	1342	1386	1431	1474	1520	1562	1607	1651	1694	1739
Height-Adjustable Arms (H)	1445	1491	1534	1579	1622	1664	1710	1754	1799	1841

##### BACK LEATHER

No Arms (N)
Fixed Arms (F)
Height-Adjustable Arms (H)

	Leather LA	Leather LB	Leather LC	Leathr LD
No Arms (N)	1589	1627	1663	1703
Fixed Arms (F)	1714	1750	1787	1828
Height-Adjustable Arms (H)	1806	1841	1879	1919

If Soft Casters (A) are specified	add	29
If Hard Glides (B) are specified	add	29
If Soft Glides (C) are specified	add	45
If Dual Upholstered (D) is specified	add	266

Xpress

**NESU**

**Essa Chair, Upholstered Back**

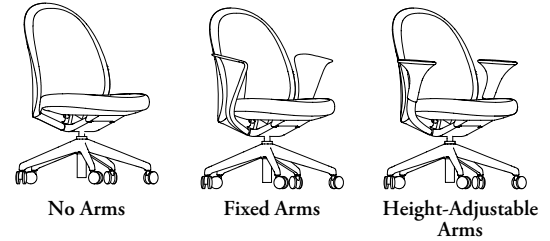
**FEATURES**

- Standard pneumatic cylinder provide height-adjustment of 4"
- Weight-balanced Synchro-Tilt mechanism. Back recline up to 17°
- Back tilt can be locked in the upright position and 2 defined angles
- Curated finishes in Blackstone, Atrium White, and Clay
- Options for no arm, fixed arm, or height adjust arms
- Options for hard and soft casters or glides
- Hard casters are standard and well suited for soft flooring such as carpeting
- Soft casters are available for use on hard flooring, such as wood, concrete, or tile

**NOTES**

- When Blackstone (NF) Frame Finish is specified, defaults include PLASTIC BACK, 5-Point Base, Under Seat, Gas Cylinder, Arms, and Mechanism. Arm Pads, Buttons, and Mechanism Levers default to Dark Grey. Caster selection will be finished Ebony.
- When Atrium White (8D) Frame Finish is specified, defaults include PLASTIC BACK, 5-Point Base, Under Seat, Gas Cylinder, Arms, and Mechanism. Arm Pads, Buttons, and Mechanism Levers default to Lighter Beige. Caster selection will be finished Grey.
- When Clay (NH) Frame Finish is specified, defaults include PLASTIC BACK, 5-Point Base, Under Seat, Gas Cylinder, Arms, and Mechanism. Arm Pads, Buttons, and Mechanism Levers default to Lighter Beige. Caster selection will be finished Grey.
- Model ships fully assembled

**Xpress** Available through *Teknion's Xpress Program*.



**PRODUCT OPTIONS**

Arm Style	Upholstery Style	Back Upholstery Finish	Seat Upholstery Finish	Cylinder Style	Frame Finish	Casters/Glides (Optional)
<b>N</b> No Arms	<b>S</b> Single Upholstery <b>D</b> Dual Upholstery	Fabric Leather	Fabric Leather	<b>1</b> Standard <b>2</b> High	<b>8D</b> Atrium White <b>NF</b> Blackstone <b>NH</b> Clay	Hard Casters
<b>F</b> Fixed Arms						<b>A</b> Soft Casters
<b>H</b> Height-Adjustable Arms						<b>B</b> Hard Glides <b>C</b> Soft Glides

**SAMPLE ORDER CODE**

<b>NESU H</b>	<b>S</b>	<b>E523</b>	<b>E523</b>	<b>1</b>	<b>8D</b>	<b>A</b>
---------------	----------	-------------	-------------	----------	-----------	----------

**DESCRIPTION**

**BACK FABRIC**

	Grade 1	COM/ Grade 2	COL/ Grade 3	Grade 4	Grade 5	Grade 6	Grade 7	Grade 8	Grade 9	Grade 10
No Arms (N)	1287	1342	1398	1451	1507	1562	1618	1674	1727	1783
Fixed Arms (F)	1417	1473	1528	1583	1640	1693	1748	1803	1860	1915
Height-Adjustable Arms (H)	1516	1569	1625	1680	1735	1791	1844	1899	1955	2010

**BACK LEATHER**

	Leather LA	Leather LB	Leather LC	Leathr LD
No Arms (N)	1860	1918	1971	2029
Fixed Arms (F)	1981	2043	2102	2154
Height-Adjustable Arms (H)	2014	2130	2185	2244

- If Soft Casters (A) are specified add 29
- If Hard Glides (B) are specified add 29
- If Soft Glides (C) are specified add 45
- If Dual Upholstered (D) is specified add 266

**PRICE**