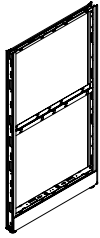


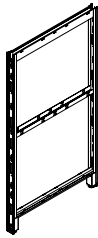
Xpress

KP_T

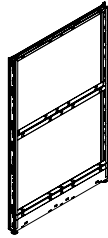
Standard Panel



Conventional / Universal



Elevated / High-Capacity Elevated



Floor-Flush / High-Capacity Floor-Flush

The Standard Panel reduces panel cost if a wide variety of element types are **not** required.

WHAT'S INCLUDED

Bare Panel Frame: (for build-up purposes only) 1 frame, hardware for straight connections, 2 levelers, gaskets.

Complete Panel: Panel frame with acoustic elements and top trim.

WHAT'S EXCLUDED

Electrics and communications must be specified separately and are assembled at time of installation.

NOTES

To order panels, a panel builder must be completed to identify placement of specific elements.

Not all height/width combinations are available. Please see pricing for exact offering.

Available with Wide or Slim Gasket types.

PRODUCT OPTIONS

Panel Frame Style	Height	Width (in 6" increments)	Frame & Top Trim Finish	Gasket Type	Element Finish	
W Conventional (Cable-Way and Base)	30 36 42 51 66	24 - 60	Foundation	~ Wide Gasket	Fabric	
U Universal (Lay-in Channel and Base)			Mica	S Slim Gasket		
E Elevated (Cable-Way)						
H High-Capacity Elevated (Lay-in Channel)						
X Floor-Flush (Cable-Way and Base)						
Y High-Capacity Floor-Flush (Lay-in Channel)						

SAMPLE ORDER CODE

KP U T	51	48	Q	S	PANEL BUILDER
--------	----	----	---	---	---------------

DIMENSIONS INCHES / MM

H	W
30 / 762	24 / 610
30 / 762	30 / 762
30 / 762	36 / 914
30 / 762	42 / 1067
30 / 762	48 / 1219
30 / 762	54 / 1372
30 / 762	60 / 1524
36 / 914	24 / 610
36 / 914	30 / 762
36 / 914	36 / 914
36 / 914	42 / 1067
36 / 914	48 / 1219
36 / 914	54 / 1372
36 / 914	60 / 1524
42 / 1067	24 / 610
42 / 1067	30 / 762
42 / 1067	36 / 914
42 / 1067	42 / 1067
42 / 1067	48 / 1219
42 / 1067	54 / 1372
42 / 1067	60 / 1524

FOUNDATION FRAME PRICING

CONVENTIONAL (KPWT)

Bare Frame	Complete Panel								
	A/COM	Gr. 1	Gr. 2	Gr. 3	Gr. 4	Gr. 5	Gr. 6	Gr. 7	
229	386	396	411	442	473	503	538	573	
241	422	426	459	492	521	550	592	627	
244	456	464	502	535	568	600	645	682	
282	523	539	576	619	657	696	745	798	
287	558	579	624	666	708	749	817	876	
303	620	636	680	732	805	877	948	991	
311	660	677	722	764	846	931	1011	1061	
233	398	405	433	461	493	524	567	601	
246	438	448	481	514	550	586	641	680	
248	476	486	523	562	608	654	716	767	
286	542	559	603	648	692	737	805	864	
290	586	601	648	699	748	799	862	919	
308	646	663	711	761	838	914	1005	1021	
314	692	697	746	797	890	981	1071	1083	
239	462	469	506	543	598	651	712	762	
252	509	523	565	605	666	727	802	869	
255	556	570	614	679	744	808	906	976	
291	631	649	714	780	848	917	1016	1100	
298	683	709	776	842	924	1003	1101	1189	
314	763	791	846	912	1039	1167	1280	1331	
320	821	831	886	960	1104	1249	1376	1423	

Complete panel build-up pricing is an approximate value, please see specification software for exact pricing.

If 30" high Mica frame is specified, add 30

If 36" high Mica frame is specified, add 33

If 42" high Mica frame is specified, add 39

If 51" high Mica frame is specified, add 50

If 66" high Mica frame is specified, add 60

If Mica top trim is specified, add 5

Pricing is continued on the following page.

Standard Panel (Continued)

DIMENSIONS
INCHES / MM

H	W
51 / 1295	24 / 610
51 / 1295	30 / 762
51 / 1295	36 / 914
51 / 1295	42 / 1067
51 / 1295	48 / 1219
51 / 1295	54 / 1372
51 / 1295	60 / 1524

66 / 1676	24 / 610
66 / 1676	30 / 762
66 / 1676	36 / 914
66 / 1676	42 / 1067
66 / 1676	48 / 1219
66 / 1676	54 / 1372
66 / 1676	60 / 1524

36 / 914	24 / 610
36 / 914	30 / 762
36 / 914	36 / 914
36 / 914	42 / 1067
36 / 914	48 / 1219
36 / 914	54 / 1372
36 / 914	60 / 1524

42 / 1067	24 / 610
42 / 1067	30 / 762
42 / 1067	36 / 914
42 / 1067	42 / 1067
42 / 1067	48 / 1219
42 / 1067	54 / 1372
42 / 1067	60 / 1524

51 / 1295	24 / 610
51 / 1295	30 / 762
51 / 1295	36 / 914
51 / 1295	42 / 1067
51 / 1295	48 / 1219
51 / 1295	54 / 1372
51 / 1295	60 / 1524

66 / 1676	24 / 610
66 / 1676	30 / 762
66 / 1676	36 / 914
66 / 1676	42 / 1067
66 / 1676	48 / 1219
66 / 1676	54 / 1372
66 / 1676	60 / 1524

FOUNDATION FRAME PRICING

CONVENTIONAL (KPWT) (Continued)

Bare Frame	Complete Panel							
	A/COM	Gr. 1	Gr. 2	Gr. 3	Gr. 4	Gr. 5	Gr. 6	Gr. 7
309	553	563	613	659	712	766	840	895
324	612	651	687	736	804	871	959	1024
326	669	703	748	816	893	966	1062	1142
364	760	780	859	928	999	1070	1181	1271
379	826	850	936	1012	1096	1179	1284	1387
399	925	951	1030	1109	1234	1360	1549	1570
405	994	1004	1090	1164	1313	1463	1650	1672
345	642	656	712	769	832	896	978	1049
362	712	736	802	867	937	1006	1119	1198
362	781	801	875	956	1044	1136	1263	1362
401	876	908	998	1088	1175	1265	1400	1517
414	960	993	1086	1189	1287	1384	1511	1628
434	1058	1091	1189	1287	1441	1595	1778	1806
442	1140	1150	1248	1346	1533	1720	1899	1923

UNIVERSAL (KPUT)

262	426	433	461	490	521	553	594	629
275	466	478	511	543	579	614	670	710
276	504	513	551	591	636	682	745	794
320	576	593	637	682	727	771	839	898
324	619	635	682	734	782	832	896	955
345	683	699	748	799	875	951	1042	1058
352	730	735	783	833	927	1021	1109	1121
270	493	499	537	574	628	682	743	792
283	540	555	596	636	697	757	833	901
286	587	600	645	710	774	839	937	1006
326	666	684	749	814	883	955	1052	1135
333	720	745	812	878	960	1039	1137	1225
352	801	829	883	948	1077	1205	1317	1368
360	862	870	927	999	1144	1289	1415	1462
346	590	601	650	697	749	803	877	932
364	651	691	727	775	843	910	998	1063
366	709	742	788	857	932	1005	1101	1182
406	802	822	900	970	1040	1112	1223	1313
426	872	899	981	1060	1143	1226	1331	1434
445	971	999	1075	1156	1281	1406	1595	1616
454	1040	1054	1136	1212	1362	1511	1699	1719
385	682	696	752	808	871	935	1019	1090
405	755	779	844	909	979	1051	1163	1242
415	836	853	929	1008	1099	1191	1317	1415
448	925	958	1044	1134	1224	1312	1447	1565
463	1008	1040	1134	1238	1336	1434	1560	1677
486	1109	1142	1240	1338	1493	1647	1830	1859
495	1193	1203	1301	1399	1586	1773	1951	1974

Complete panel build-up pricing is an approximate value, please see specification software for exact pricing.

If 30" high Mica frame is specified, add 30

If 36" high Mica frame is specified, add 33

If 42" high Mica frame is specified, add 39

If 51" high Mica frame is specified, add 50

If 66" high Mica frame is specified, add 60

If Mica top trim is specified, add 5

Pricing is continued on the following page.

K P _ T

Standard Panel (Continued)

DIMENSIONS INCHES / MM

H	W
30 / 762	24 / 610
30 / 762	30 / 762
30 / 762	36 / 914
30 / 762	42 / 1067
30 / 762	48 / 1219
36 / 914	24 / 610
36 / 914	30 / 762
36 / 914	36 / 914
36 / 914	42 / 1067
36 / 914	48 / 1219
42 / 1067	24 / 610
42 / 1067	30 / 762
42 / 1067	36 / 914
42 / 1067	42 / 1067
42 / 1067	48 / 1219
51 / 1295	24 / 610
51 / 1295	30 / 762
51 / 1295	36 / 914
51 / 1295	42 / 1067
51 / 1295	48 / 1219
66 / 1676	24 / 610
66 / 1676	30 / 762
66 / 1676	36 / 914
66 / 1676	42 / 1067
66 / 1676	48 / 1219
36 / 914	24 / 610
36 / 914	30 / 762
36 / 914	36 / 914
36 / 914	42 / 1067
36 / 914	48 / 1219
42 / 1067	24 / 610
42 / 1067	30 / 762
42 / 1067	36 / 914
42 / 1067	42 / 1067
42 / 1067	48 / 1219
51 / 1295	24 / 610
51 / 1295	30 / 762
51 / 1295	36 / 914
51 / 1295	42 / 1067
51 / 1295	48 / 1219
66 / 1676	24 / 610
66 / 1676	30 / 762
66 / 1676	36 / 914
66 / 1676	42 / 1067
66 / 1676	48 / 1219

FOUNDATION FRAME PRICING

ELEVATED (KPET)

Bare Frame	Complete Panel							
	A/COM	Gr. 1	Gr. 2	Gr. 3	Gr. 4	Gr. 5	Gr. 6	Gr. 7
214	370	380	397	427	458	488	523	558
228	408	413	445	478	507	537	579	614
229	441	449	488	521	554	587	631	668
263	504	521	558	600	638	677	727	778
264	536	557	601	644	686	728	797	853
218	381	388	416	444	476	507	550	586
231	424	435	467	501	536	571	627	667
233	462	472	509	549	594	640	704	752
267	524	540	586	629	674	717	786	844
268	562	579	626	677	727	775	839	898
226	447	456	493	530	583	637	698	747
236	494	507	550	590	650	711	786	853
252	553	567	611	676	741	805	903	973
270	610	628	693	760	829	898	996	1079
272	658	684	752	817	899	978	1077	1164
292	536	548	596	644	696	748	824	877
305	593	633	668	716	784	852	939	1004
305	648	680	728	797	870	944	1040	1121
338	734	754	832	902	973	1043	1155	1246
352	800	825	908	987	1069	1152	1258	1361
327	625	638	695	750	813	877	962	1032
342	692	715	781	846	916	989	1099	1179
354	774	793	868	946	1038	1130	1257	1355
377	850	883	973	1062	1151	1240	1376	1493
387	933	965	1059	1162	1260	1359	1484	1601

HIGH CAPACITY ELEVATED (KPHT)

247	410	417	445	474	505	537	579	614
258	449	462	495	528	562	598	654	693
263	492	501	538	578	624	669	732	781
302	559	575	620	665	709	753	821	879
303	598	614	660	712	762	810	874	933
252	474	480	519	556	610	664	724	773
267	524	538	580	620	680	742	816	883
281	581	595	640	706	770	835	933	1002
305	645	664	729	794	864	933	1031	1115
308	693	720	787	852	934	1013	1112	1198
330	573	586	634	680	734	786	862	914
345	633	673	708	756	825	894	978	1043
346	689	722	769	837	910	987	1081	1162
383	779	801	877	946	1019	1091	1200	1291
399	845	871	957	1033	1116	1198	1304	1407
368	666	679	736	792	855	917	1002	1072
385	736	760	825	891	961	1031	1143	1223
406	826	844	919	999	1091	1182	1307	1406
426	901	934	1023	1111	1200	1289	1425	1541
437	980	1013	1107	1210	1309	1407	1533	1650

Complete panel build-up pricing is an approximate value, please see specification software for exact pricing.

If 30" high Mica frame is specified, add 30

If 36" high Mica frame is specified, add 33

If 42" high Mica frame is specified, add 39

If 51" high Mica frame is specified, add 50

If 66" high Mica frame is specified, add 60

If Mica top trim is specified, add 5

Pricing is continued on the following page.

Standard Panel (Continued)

DIMENSIONS
INCHES / MM

FOUNDATION FRAME PRICING

DIMENSIONS INCHES / MM		FOUNDATION FRAME PRICING								
H	W	FLOOR-FLUSH (KPXT)								
		Bare Frame	Complete Panel							
		A/COM	Gr. 1	Gr. 2	Gr. 3	Gr. 4	Gr. 5	Gr. 6	Gr. 7	
30 / 762	24 / 610	214	368	376	395	423	447	474	511	539
30 / 762	30 / 762	228	408	427	445	469	503	537	581	614
30 / 762	36 / 914	229	441	458	480	516	553	589	635	677
30 / 762	42 / 1067	263	506	516	556	589	625	660	716	762
30 / 762	48 / 1219	264	536	548	588	629	670	711	763	813
36 / 914	24 / 610	218	396	402	433	459	491	522	567	601
36 / 914	30 / 762	231	444	455	487	520	555	590	644	686
36 / 914	36 / 914	233	480	493	530	572	616	660	724	773
36 / 914	42 / 1067	267	553	563	611	650	696	742	809	868
36 / 914	48 / 1219	268	583	602	647	701	749	800	863	924
42 / 1067	24 / 610	226	462	469	509	543	598	651	714	764
42 / 1067	30 / 762	236	514	526	569	608	669	730	803	872
42 / 1067	36 / 914	252	571	588	632	699	763	826	925	995
42 / 1067	42 / 1067	270	637	651	720	780	849	922	1019	1102
42 / 1067	48 / 1219	272	679	708	773	841	923	1002	1100	1190
51 / 1295	24 / 610	292	550	561	613	657	710	763	840	895
51 / 1295	30 / 762	305	614	651	687	736	804	871	957	1024
51 / 1295	36 / 914	305	667	703	748	819	894	966	1062	1142
51 / 1295	42 / 1067	338	762	778	859	924	996	1068	1177	1269
51 / 1295	48 / 1219	352	820	847	931	1009	1093	1175	1281	1385
66 / 1676	24 / 610	327	638	653	711	766	829	893	977	1048
66 / 1676	30 / 762	342	713	735	801	866	936	1005	1116	1197
66 / 1676	36 / 914	354	793	813	890	971	1061	1151	1278	1376
66 / 1676	42 / 1067	377	879	907	999	1083	1173	1263	1399	1516
66 / 1676	48 / 1219	387	955	990	1079	1185	1283	1381	1508	1627
		HIGH CAPACITY FLOOR-FLUSH (KPYT)								
36 / 914	24 / 610	247	425	431	462	488	520	551	595	631
36 / 914	30 / 762	258	472	480	513	546	581	616	670	712
36 / 914	36 / 914	263	510	522	559	601	646	690	753	803
36 / 914	42 / 1067	302	588	599	646	686	731	776	844	903
36 / 914	48 / 1219	303	619	637	682	736	784	835	898	959
42 / 1067	24 / 610	252	488	495	535	570	624	677	741	789
42 / 1067	30 / 762	267	544	557	599	638	699	761	833	903
42 / 1067	36 / 914	281	600	616	660	729	792	855	955	1024
42 / 1067	42 / 1067	305	673	687	754	814	884	957	1055	1137
51 / 1295	48 / 1219	308	714	743	808	876	958	1037	1135	1225
51 / 1295	24 / 610	330	588	599	650	695	747	801	877	932
51 / 1295	30 / 762	345	654	691	727	775	843	910	996	1063
51 / 1295	36 / 914	346	708	743	789	861	934	1006	1102	1183
51 / 1295	42 / 1067	383	807	824	903	968	1040	1113	1224	1315
53 / 1340	50 / 1262	399	867	896	976	1057	1139	1223	1328	1433
66 / 1676	24 / 610	368	679	693	752	806	869	933	1019	1090
66 / 1676	30 / 762	385	756	778	843	908	978	1049	1159	1241
66 / 1676	36 / 914	406	844	866	940	1023	1112	1203	1329	1427
66 / 1676	42 / 1067	426	929	958	1048	1132	1223	1312	1447	1565
66 / 1676	48 / 1219	437	1002	1037	1129	1234	1332	1431	1557	1676

Complete panel build-up pricing is an approximate value, please see specification software for exact pricing.

If 30" high Mica frame is specified, add 30

If 36" high Mica frame is specified, add 33

If 42" high Mica frame is specified, add 39

If 51" high Mica frame is specified, add 50

If 66" high Mica frame is specified, add 60

If Mica top trim is specified, add 5