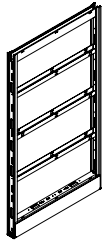


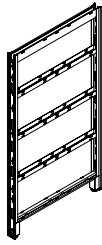
Xpress

KP_C

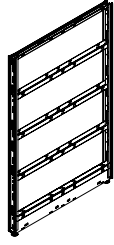
Segmented Panel



Conventional / Universal



Elevated / High-Capacity Elevated



Floor-Flush / High-Capacity Floor-Flush

The Segmented Panel permits use of all Leverage element types. The lowest segmented rail is at a height of 22".

WHAT'S INCLUDED

Bare Panel Frame: (for build-up purposes only) 1 frame, hardware for straight connections, 2 levelers, gaskets.

Complete Panel: Panel frame with acoustic elements and top trim.

WHAT'S EXCLUDED

Electrics and communications must be specified separately and are assembled at time of installation.

NOTES

To order panels, a panel builder must be completed to identify placement of specific elements.

Not all height/width combinations are available. Please see pricing for exact offering.

Available with Wide or Slim Gasket types.

246

PRODUCT OPTIONS

Panel Frame Style	Height	Width (in 6" increments)	Frame & Top Trim Finish	Gasket Type	Element Finish	
W Conventional (Cable-Way and Base)	30 36 42 51 66	24 - 60	Foundation	~ Wide Gasket	Fabric	
U Universal (Lay-in Channel and Base)			Mica	S Slim Gasket		
E Elevated (Cable-Way)						
H High-Capacity Elevated (Lay-in Channel)						
X Floor-Flush (Cable-Way and Base)						
Y High-Capacity Floor-Flush (Lay-in Channel)						

SAMPLE ORDER CODE

KP U C	51	48	Q	S	PANEL BUILDER
--------	----	----	---	---	---------------

DIMENSIONS INCHES / MM

H	W
30 / 762	24 / 610
30 / 762	30 / 762
30 / 762	36 / 914
30 / 762	42 / 1067
30 / 762	48 / 1219
30 / 762	54 / 1372
30 / 762	60 / 1524
36 / 914	24 / 610
36 / 914	30 / 762
36 / 914	36 / 914
36 / 914	42 / 1067
36 / 914	48 / 1219
36 / 914	54 / 1372
36 / 914	60 / 1524
42 / 1067	24 / 610
42 / 1067	30 / 762
42 / 1067	36 / 914
42 / 1067	42 / 1067
42 / 1067	48 / 1219
42 / 1067	54 / 1372
42 / 1067	60 / 1524

FOUNDATION FRAME PRICING

CONVENTIONAL (KPWC)

Bare Frame	Complete Panel								
	A/COM	Gr. 1	Gr. 2	Gr. 3	Gr. 4	Gr. 5	Gr. 6	Gr. 7	
266	441	447	480	511	555	598	656	693	
271	475	514	526	555	614	674	728	776	
281	519	554	574	624	677	731	794	849	
325	608	615	669	715	769	821	899	960	
337	648	665	728	772	839	905	984	1062	
346	722	745	787	841	937	1033	1181	1215	
360	779	793	846	895	1002	1111	1268	1305	
270	460	469	511	549	591	633	698	736	
275	499	556	560	593	658	724	784	837	
285	550	596	615	672	730	788	853	914	
330	646	655	721	772	826	879	964	1030	
342	690	709	783	836	903	971	1056	1144	
349	776	801	857	916	1012	1109	1305	1319	
364	842	857	927	977	1091	1203	1399	1417	
275	523	532	583	631	695	760	843	896	
282	572	631	645	684	775	867	945	1027	
290	628	679	706	787	865	941	1041	1125	
334	732	744	831	903	980	1060	1174	1266	
347	787	814	910	976	1075	1175	1296	1412	
354	893	927	991	1067	1213	1360	1577	1628	
370	973	993	1069	1144	1307	1472	1706	1759	

Complete panel build-up pricing is an approximate value, please see specification software for exact pricing.

If 30" high Mica frame is specified, add 30

If 36" high Mica frame is specified, add 33

If 42" high Mica frame is specified, add 39

If 51" high Mica frame is specified, add 50

If 66" high Mica frame is specified, add 60

If Mica top trim is specified, add 5

Pricing is continued on the following page.

Segmented Panel (Continued)

DIMENSIONS
INCHES / MM

H	W
51 / 1295	24 / 610
51 / 1295	30 / 762
51 / 1295	36 / 914
51 / 1295	42 / 1067
51 / 1295	48 / 1219
51 / 1295	54 / 1372
51 / 1295	60 / 1524
66 / 1676	24 / 610
66 / 1676	30 / 762
66 / 1676	36 / 914
66 / 1676	42 / 1067
66 / 1676	48 / 1219
66 / 1676	54 / 1372
66 / 1676	60 / 1524
36 / 914	24 / 610
36 / 914	30 / 762
36 / 914	36 / 914
36 / 914	42 / 1067
36 / 914	48 / 1219
36 / 914	54 / 1372
36 / 914	60 / 1524
42 / 1067	24 / 610
42 / 1067	30 / 762
42 / 1067	36 / 914
42 / 1067	42 / 1067
42 / 1067	48 / 1219
42 / 1067	54 / 1372
42 / 1067	60 / 1524
51 / 1295	24 / 610
51 / 1295	30 / 762
51 / 1295	36 / 914
51 / 1295	42 / 1067
51 / 1295	48 / 1219
51 / 1295	54 / 1372
51 / 1295	60 / 1524
66 / 1676	24 / 610
66 / 1676	30 / 762
66 / 1676	36 / 914
66 / 1676	42 / 1067
66 / 1676	48 / 1219
66 / 1676	54 / 1372
66 / 1676	60 / 1524

FOUNDATION FRAME PRICING

CONVENTIONAL (KPWC) (Continued)

Bare Frame	Complete Panel							
	A/COM	Gr. 1	Gr. 2	Gr. 3	Gr. 4	Gr. 5	Gr. 6	Gr. 7
335	605	619	682	738	802	865	963	1019
337	657	742	748	799	897	995	1086	1163
347	728	799	826	909	998	1086	1184	1274
388	842	857	956	1032	1112	1193	1319	1417
409	909	938	1051	1128	1229	1331	1458	1591
415	1030	1064	1149	1240	1383	1528	1822	1843
429	1118	1139	1245	1322	1491	1658	1953	1980
409	757	776	862	936	1021	1104	1235	1310
413	830	941	950	1016	1148	1279	1400	1503
428	924	1016	1055	1166	1283	1400	1531	1652
477	1069	1089	1219	1322	1430	1537	1706	1837
507	1160	1197	1347	1450	1586	1722	1892	2068
517	1318	1365	1477	1599	1790	1982	2376	2403
542	1442	1471	1611	1713	1938	2163	2555	2593

UNIVERSAL (KPUC)

300	490	498	540	578	620	663	728	766
308	532	589	593	626	691	756	817	869
319	583	631	649	706	764	822	888	947
368	684	693	760	810	865	917	1002	1068
382	731	749	825	876	943	1011	1096	1185
392	819	842	899	960	1056	1151	1347	1362
406	883	899	968	1021	1132	1245	1441	1460
309	557	567	617	665	729	793	877	929
315	606	665	678	717	809	901	979	1060
325	664	714	741	822	900	976	1077	1159
373	771	782	869	941	1021	1098	1213	1304
387	828	855	950	1016	1116	1215	1335	1452
397	934	968	1032	1109	1255	1401	1618	1671
416	1019	1037	1115	1190	1353	1517	1750	1805
378	647	660	724	780	843	906	1004	1061
379	699	783	791	840	938	1036	1128	1205
388	769	839	867	950	1038	1127	1225	1316
435	890	903	1001	1078	1159	1240	1366	1464
459	960	989	1099	1176	1279	1380	1507	1641
464	1078	1113	1197	1289	1433	1577	1872	1894
480	1169	1191	1297	1374	1541	1710	2004	2033
459	807	826	909	984	1069	1154	1284	1360
462	878	992	1000	1066	1196	1328	1449	1552
478	973	1067	1104	1216	1334	1450	1581	1704
534	1126	1144	1274	1378	1485	1593	1762	1894
567	1219	1257	1406	1509	1645	1780	1948	2127
580	1381	1428	1540	1662	1853	2046	2439	2467
608	1508	1536	1676	1779	2003	2228	2621	2659

Complete panel build-up pricing is an approximate value, please see specification software for exact pricing.

If 30" high Mica frame is specified, add 30

If 36" high Mica frame is specified, add 33

If 42" high Mica frame is specified, add 39

If 51" high Mica frame is specified, add 50

If 66" high Mica frame is specified, add 60

If Mica top trim is specified, add 5

Pricing is continued on the following page.

Segmented Panel (Continued)

DIMENSIONS INCHES / MM

H	W
30 / 762	24 / 610
30 / 762	30 / 762
30 / 762	36 / 914
30 / 762	42 / 1067
30 / 762	48 / 1219
36 / 914	24 / 610
36 / 914	30 / 762
36 / 914	36 / 914
36 / 914	42 / 1067
36 / 914	48 / 1219
42 / 1067	24 / 610
42 / 1067	30 / 762
42 / 1067	36 / 914
42 / 1067	42 / 1067
42 / 1067	48 / 1219
51 / 1295	24 / 610
51 / 1295	30 / 762
51 / 1295	36 / 914
51 / 1295	42 / 1067
51 / 1295	48 / 1219
66 / 1676	24 / 610
66 / 1676	30 / 762
66 / 1676	36 / 914
66 / 1676	42 / 1067
66 / 1676	48 / 1219
36 / 914	24 / 610
36 / 914	30 / 762
36 / 914	36 / 914
36 / 914	42 / 1067
36 / 914	48 / 1219
42 / 1067	24 / 610
42 / 1067	30 / 762
42 / 1067	36 / 914
42 / 1067	42 / 1067
42 / 1067	48 / 1219
51 / 1295	24 / 610
51 / 1295	30 / 762
51 / 1295	36 / 914
51 / 1295	42 / 1067
51 / 1295	48 / 1219
66 / 1676	24 / 610
66 / 1676	30 / 762
66 / 1676	36 / 914
66 / 1676	42 / 1067
66 / 1676	48 / 1219

FOUNDATION FRAME PRICING

ELEVATED (KPEC)

Bare Frame	Complete Panel							
	A/COM	Gr. 1	Gr. 2	Gr. 3	Gr. 4	Gr. 5	Gr. 6	Gr. 7
224	399	406	439	469	512	556	614	651
230	434	474	486	513	573	633	687	736
241	478	513	535	583	637	691	754	810
282	565	572	626	673	725	778	855	915
292	603	620	683	728	794	862	940	1018
228	417	427	469	506	549	591	656	693
235	460	516	521	554	619	684	745	798
246	511	558	576	633	691	749	814	876
286	601	611	676	728	781	836	919	984
298	646	665	740	791	860	927	1010	1099
241	490	498	550	596	660	725	809	862
248	538	596	611	650	742	833	912	993
255	593	645	670	752	830	906	1006	1090
299	696	708	794	867	944	1024	1137	1229
309	748	776	872	938	1037	1136	1257	1374
312	581	595	658	714	778	841	939	996
313	634	717	725	774	872	971	1062	1139
320	699	770	799	881	970	1058	1156	1247
361	813	829	927	1003	1085	1165	1291	1390
380	880	908	1022	1098	1200	1302	1428	1561
399	747	767	849	926	1009	1094	1225	1300
402	819	932	940	1005	1136	1268	1390	1493
416	910	1004	1041	1155	1271	1389	1519	1642
465	1058	1075	1207	1310	1417	1526	1693	1826
495	1148	1185	1335	1438	1573	1709	1877	2055

HIGH-CAPACITY ELEVATED (KPHC)

257	446	457	498	536	578	620	686	723
267	492	548	553	586	650	715	776	829
280	544	592	611	667	725	783	848	909
325	641	650	715	768	821	875	960	1025
337	686	705	779	831	899	966	1051	1139
275	523	532	583	631	695	760	843	896
282	572	631	645	684	775	867	945	1027
290	628	679	706	787	865	941	1041	1125
338	736	747	835	906	984	1063	1177	1269
349	789	817	913	978	1078	1177	1298	1414
351	620	634	697	753	816	879	977	1034
353	674	757	766	813	912	1010	1101	1179
362	742	811	840	925	1011	1099	1197	1289
408	863	876	974	1052	1132	1213	1339	1438
429	931	959	1070	1148	1249	1350	1477	1611
446	797	813	899	973	1058	1142	1272	1347
454	869	980	992	1057	1188	1318	1440	1542
469	964	1058	1095	1207	1324	1441	1572	1693
523	1115	1133	1265	1367	1475	1582	1750	1881
556	1208	1246	1396	1498	1634	1770	1938	2116

Complete panel build-up pricing is an approximate value, please see specification software for exact pricing.

If 30" high Mica frame is specified, add 30

If 36" high Mica frame is specified, add 33

If 42" high Mica frame is specified, add 39

If 51" high Mica frame is specified, add 50

If 66" high Mica frame is specified, add 60

If Mica top trim is specified, add 5

Pricing is continued on the following page.

Segmented Panel (Continued)

DIMENSIONS
INCHES / MM

H	W
30 / 762	24 / 610
30 / 762	24 / 610
30 / 762	30 / 762
30 / 762	36 / 914
30 / 762	42 / 1067
30 / 762	48 / 1219
36 / 914	24 / 610
36 / 914	30 / 762
36 / 914	36 / 914
36 / 914	42 / 1067
36 / 914	48 / 1219
42 / 1067	24 / 610
42 / 1067	30 / 762
42 / 1067	36 / 914
42 / 1067	42 / 1067
42 / 1067	48 / 1219
51 / 1295	24 / 610
51 / 1295	30 / 762
51 / 1295	36 / 914
51 / 1295	42 / 1067
51 / 1295	48 / 1219
66 / 1676	24 / 610
66 / 1676	30 / 762
66 / 1676	36 / 914
66 / 1676	42 / 1067
66 / 1676	48 / 1219
36 / 914	24 / 610
36 / 914	30 / 762
36 / 914	36 / 914
36 / 914	42 / 1067
36 / 914	48 / 1219
42 / 1067	24 / 610
42 / 1067	30 / 762
42 / 1067	36 / 914
42 / 1067	42 / 1067
42 / 1067	48 / 1219
51 / 1295	24 / 610
51 / 1295	30 / 762
51 / 1295	36 / 914
51 / 1295	42 / 1067
51 / 1295	48 / 1219
66 / 1676	24 / 610
66 / 1676	30 / 762
66 / 1676	36 / 914
66 / 1676	42 / 1067
66 / 1676	48 / 1219

FOUNDATION FRAME PRICING

FLOOR-FLUSH (KPXC)

Bare Frame	Complete Panel A/COM	Gr. 1	Gr. 2	Gr. 3	Gr. 4	Gr. 5	Gr. 6	Gr. 7
214	368	376	395	423	447	474	511	539
224	415	427	454	482	528	572	628	670
230	456	491	502	532	592	651	706	752
241	497	535	558	602	657	712	775	832
282	589	598	647	696	747	800	878	939
292	632	646	707	753	820	886	964	1040
228	434	447	482	521	563	607	670	712
235	480	532	537	572	637	704	764	812
246	530	579	600	651	711	771	837	898
286	625	636	697	750	804	857	942	1008
298	674	690	763	816	883	951	1034	1124
241	505	520	563	611	676	742	824	879
248	559	613	627	669	761	850	932	1008
255	612	666	693	771	848	928	1029	1110
299	720	734	814	891	967	1043	1162	1252
309	776	803	897	964	1063	1163	1280	1397
312	598	616	673	729	793	859	955	1013
313	655	735	742	793	893	991	1080	1156
320	717	791	821	901	991	1078	1176	1268
361	838	853	946	1028	1106	1186	1315	1413
380	908	935	1043	1125	1226	1328	1452	1585
399	764	787	865	939	1025	1110	1239	1318
402	840	946	958	1025	1156	1287	1408	1509
416	931	1027	1066	1173	1291	1409	1540	1662
465	1080	1101	1228	1334	1440	1547	1716	1847
495	1175	1210	1359	1463	1599	1735	1901	2078

HIGH-CAPACITY FLOOR-FLUSH (KPYC)

257	463	477	512	550	593	636	699	742
267	512	563	569	603	669	735	797	844
280	563	613	634	686	745	805	870	932
325	665	676	737	791	843	897	981	1048
337	713	730	803	857	925	993	1073	1163
275	539	554	598	645	710	775	859	913
282	593	647	660	704	794	884	965	1041
290	647	701	729	806	883	963	1063	1145
338	760	773	855	931	1006	1085	1201	1292
349	817	843	937	1004	1104	1204	1321	1438
351	636	655	711	768	832	897	993	1054
353	695	774	781	833	932	1030	1121	1195
362	761	833	864	942	1032	1121	1219	1310
408	884	902	996	1074	1155	1234	1363	1461
429	959	982	1094	1173	1274	1377	1500	1634
446	811	836	912	989	1072	1158	1287	1366
454	891	998	1006	1074	1206	1337	1459	1559
469	981	1078	1118	1226	1344	1462	1593	1714
523	1137	1159	1285	1392	1497	1604	1775	1905
556	1236	1271	1418	1524	1660	1797	1962	2140

Complete panel build-up pricing is an approximate value, please see specification software for exact pricing.

If 30" high Mica frame is specified, add 30

If 36" high Mica frame is specified, add 33

If 42" high Mica frame is specified, add 39

If 51" high Mica frame is specified, add 50

If 66" high Mica frame is specified, add 60

If Mica top trim is specified, add 5