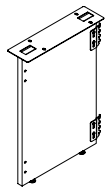


# worksurface supports & accessories

**Xpress**

**K G M F F**

**Mid Gable – Laminate**



The Mid Gable – Laminate provides mid-span support to panel mounted worksurface.

**WHAT'S INCLUDED**

Mid gable, levelers, brackets, attachment hardware.

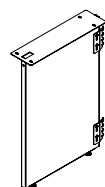
**NOTES**

**Xpress** Available through *Teknion's Xpress Program*.

**Xpress**

**K G M F M**

**Mid Gable – Metal**



The Mid Gable – Metal provides mid-span support to panel mounted worksurface.

**WHAT'S INCLUDED**

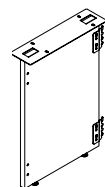
Mid gable, levelers, brackets, attachment hardware.

**NOTES**

**Xpress** Available through *Teknion's Xpress Program*.

**K G M F W**

**Mid Gable – Wood**



The Mid Gable – Wood provides mid-span support to panel mounted worksurface.

**WHAT'S INCLUDED**

Mid gable, levelers, brackets, attachment hardware.

**PRODUCT OPTIONS**

Depth	Type	Gable Finish	Bracket Finish
12, 18	1 On Module	Foundation Laminate	Foundation
	2 Off Module	Foundation	Mica
		Mica	
		Flintwood	

**SAMPLE ORDER CODE**

<b>KGMFM_12</b>	<b>2</b>	<b>FX</b>	<b>P</b>
-----------------	----------	-----------	----------

**DIMENSIONS  
INCHES / MM**

D
12 / 305
18 / 457

**KGMFF  
MID GABLE – LAMINATE**

Laminate
420
611

**KGMFM  
MID GABLE – METAL**

Foundation	Mica
233	268
346	387

**KGMFW  
MID GABLE – WOOD**

Flintwood
718
989