

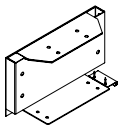
W W G B

Lateral Mounted Storage Brackets

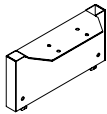
The Lateral Mounted Storage Brackets are necessary in order to attach the wood lateral mounted storage to either a worksurface or to the center Accessory Beam.

WHAT’S INCLUDED

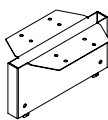
1 bracket.



Worksurface Mounted



Beam-Mounted, Single-Sided



Beam-Mounted, Shared

PRODUCT OPTIONS

Configuration	Width	Finish
WK Worksurface Mounted	42 42" Datum	Foundation
BD Beam-Mounted Single-Sided	51 51" Datum	Mica
BR Beam-Mounted Shared		Accent

SAMPLE ORDER CODE

WWGB BR	42	74
---------	----	----

DIMENSIONS  
INCHES / MM

Configuration
WK
BD
BR

PRICING

Foundation	Mica/Accent
264	270
264	270
270	278

