

# ledger

LATERAL FILE BASICS . . . . .	22
LATERAL FILE DRAWER CONFIGURATIONS & LOCK CHARTS . . .	24
LATERAL FILE DRAWER HEIGHTS . . . . .	25
LATERAL FILE DRAWER STORAGE CAPACITIES . . . . .	26
STORAGE CABINET BASICS . . . . .	29
STORAGE CABINET CONFIGURATIONS & LOCK CHARTS . . . . .	30
COMBINATION CABINET BASICS . . . . .	31
COMBINATION CABINET CONFIGURATIONS . . . . .	32
WARDROBE CABINET BASICS . . . . .	33
WARDROBE CABINET CONFIGURATIONS & LOCK CHARTS . . . . .	34
ADD-ON STORAGE CABINET BASICS . . . . .	35
MOBILE PEDESTAL BASICS . . . . .	36
SUSPENDED PERSONAL CUBBY BASICS . . . . .	37
PLANNING WITH THE SUSPENDED PERSONAL CUBBY & NAVIGATE . . . . .	38
PLANNING WITH THE SUSPENDED PERSONAL CUBBY & HISPACE . . . . .	43
PLANNING WITH THE SUSPENDED PERSONAL CUBBY & COMPLEMENTS TABLES . . . . .	45



# ledger (continued)

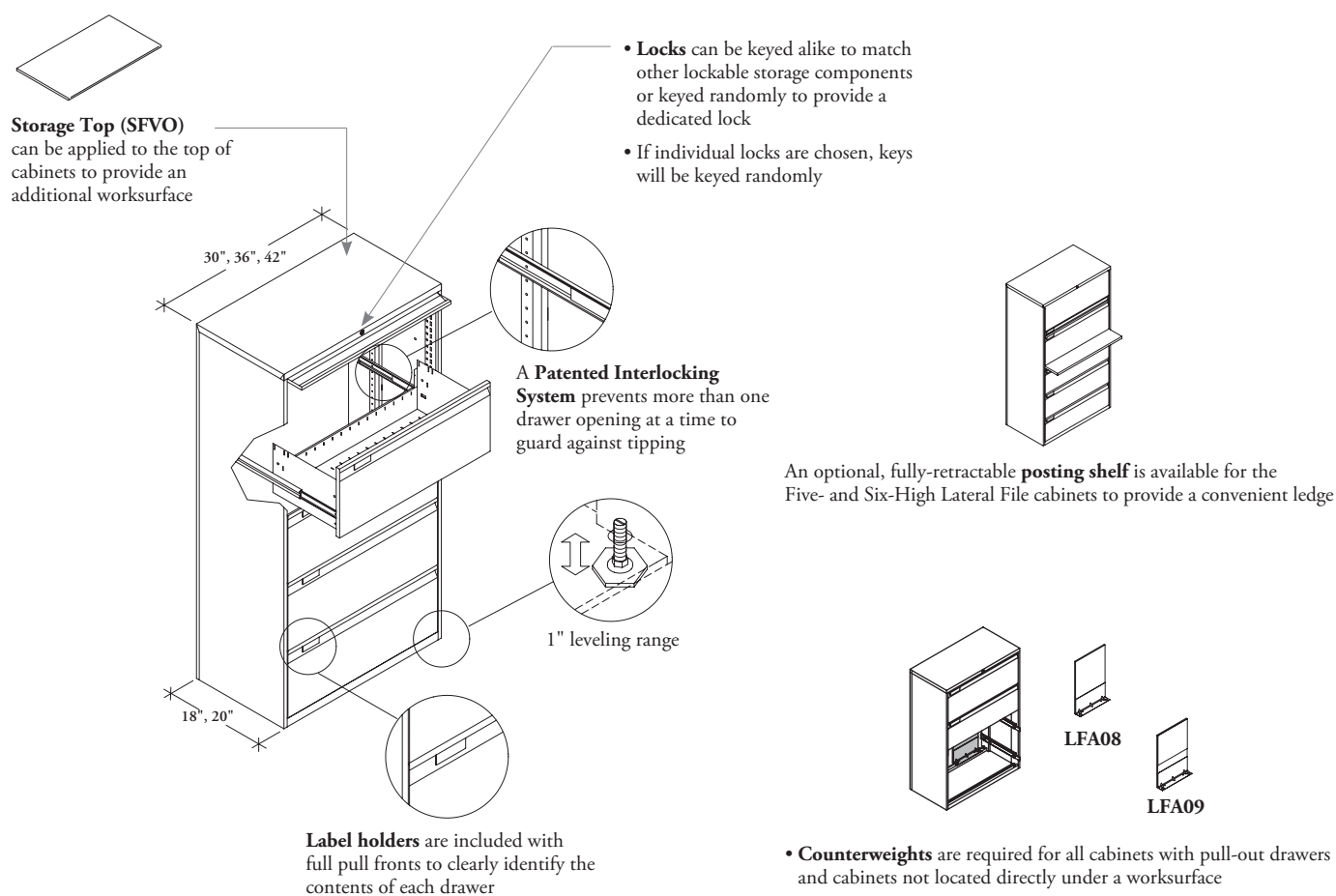
PEDESTAL BASICS . . . . .	46
PEDESTAL AND STRETCH PEDESTAL DRAWER CONFIGURATIONS & LOCK CHARTS . . . . .	47
MOBILE PEDESTAL DRAWER CONFIGURATIONS & LOCK CHARTS . .	48
PEDESTAL STORAGE OPTIONS . . . . .	49
PEDESTAL AND STRETCH PEDESTAL DRAWER HEIGHTS . . . . .	50
CUBBY DRAWER HEIGHTS . . . . .	51
PLANNING WITH STRETCH PEDESTALS & THE FIXED STORAGE TOP CUSHIONS. . . . .	52
PLANNING WITH LEDGER PEDESTALS. . . . .	54
STORAGE LOCKER BASICS . . . . .	58
STORAGE LOCKER CONFIGURATIONS & LOCK CHARTS . . . . .	59
PLANNING WITH STORAGE LOCKERS . . . . .	60
BOOKSHELF BASICS . . . . .	62
LEDGER FINISHES . . . . .	63

## lateral file basics

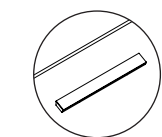
Ledger provides a comprehensive storage solution for managing information and resources and integrates competently into workstations or stand-alone scenarios. Ledger Lateral Files are offered in pre-configured arrangements.

- Five Lateral File drawer configurations are available: Two-High, Three-High, Four-High, Five-High and Six-High, all available in three height options (with the exception of the Six-High cabinet which is available in Letter-Height only):
  - 1) Letter-Height: used primarily for hanging files
  - 2) Combination-Height: used primarily for hanging files with some openings dedicated to binder storage
  - 3) Binder-Height: supports binders in all drawer openings, as well as hanging files
- All drawer heights are based on a 1.6" module (the size of the posting shelf), then 3.2", 4.8", 6.4" to up to 16"
- Adjacent drawers align for a continual datum line
- The interior construction of the case permits drawer reconfiguration or retrofit at any time

### Lateral File (LLF)

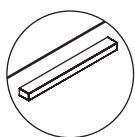


Three **handle styles** are available: District handle pull, rectangular handle pull and a distinctive full pull which makes opening and closing effortless from any position



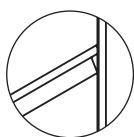
#### District Handle Pull

- Not available on metal fronts
- Platinum finish



#### Rectangular Handle Pull

Platinum finish



#### Full Pull

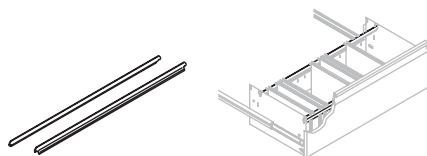
- Available on metal fronts only
- Finished to match drawer front



# lateral file basics (continued)

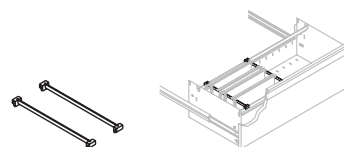
Lateral File Accessories (LFA) enhance the organizational ability of the lateral drawers.

All Lateral File Accessories are Grey, except for the Divider Plates and EDP Adapters are Black.



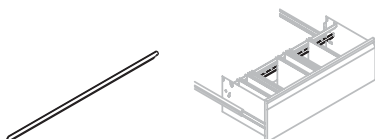
## Hanging File Bars (LFA01, 02, 03)

Permits hanging letter-, legal- or metric-size files in side-to-side arrangements



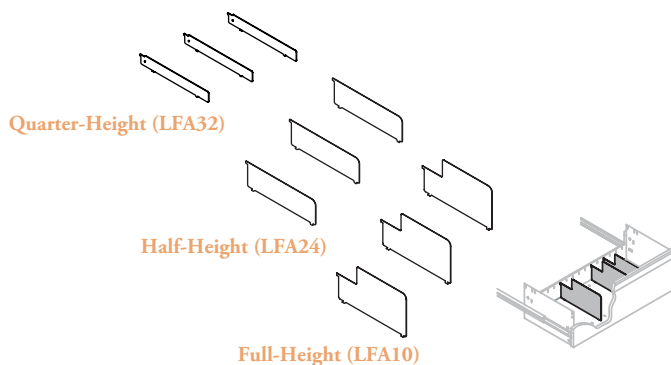
## Cross File Bars (LFA07)

- Permits hanging letter-, legal- or metric-size files in a front-to-back arrangements. They are shipped in packages of two
- Available for 18" and 20" depth drawers



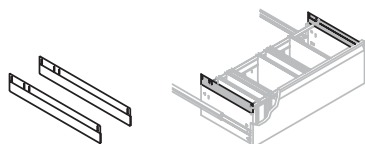
## Legal-to-Letter Adapter (LFA11, 12, 13)

Prevents the contents of letter-size folders from falling from the side of the folder



## Divider Plates (LFA10, 24, 32)

- Section the lateral drawer into separate compartments
- Available for 18" and 20" depth drawers
- Quarter-Height Divider Plates (LFA32) are designed to fit in 3.2" high lateral drawers – 18" deep drawers will have a 1/2" gap and 20" deep drawers will have a 1" gap
- Half-Height Divider Plates (LFA24) are designed to fit in 4.8", 6.4", 8.0" and 9.6" high lateral drawers – 18" or 20" deep drawers will have a 2 3/4" gap
- Full-Height Divider Plates (LFA10) are designed to fit in 11.2", 12.8", 14.4" and 16.0" high lateral drawers – 18" or 20" deep drawers will have a 2 3/4" gap
- Can also be applied to the Slotted Shelf (SA2)



## EDP Adapters (LFA20)

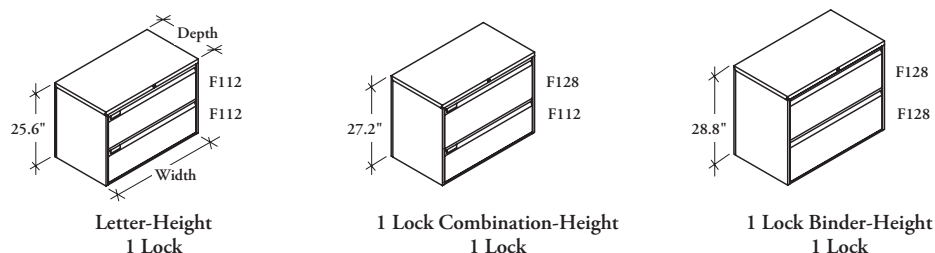
- Provide clearance space for EDP files
- Available for 18" and 20" depth drawers

# lateral file drawer configurations & lock charts

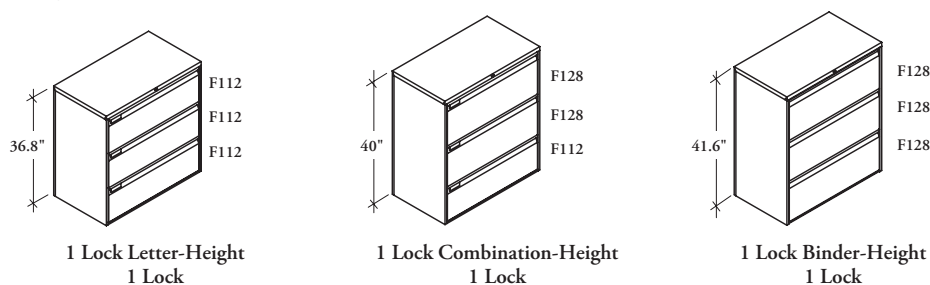
The family of Ledger Lateral Files cater to diverse filing requirements.

- All Five- and Six-high Laterals include a 1.6" high Structural Module (B016) above the third drawer for extra stability
- Details on drawer heights (i.e. F112, F128) can be found on the following pages
- When Individual locks are specified each drawer comes with a lock (except top drawer which locks from the case lock)

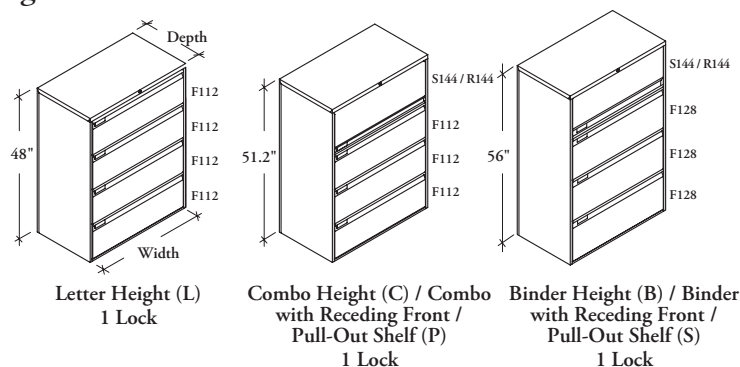
## two-high



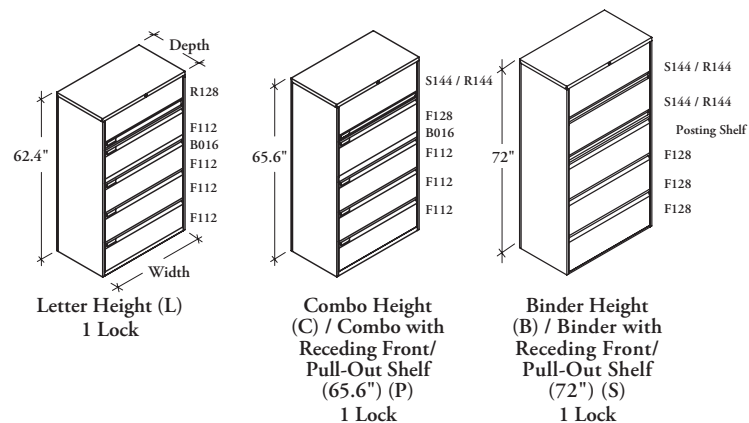
## three-high



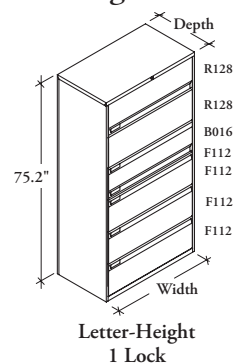
## four-high



## five-high

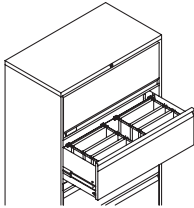
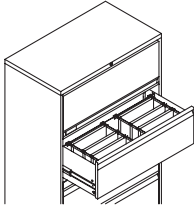
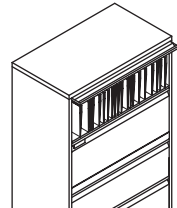
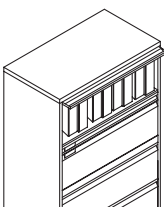
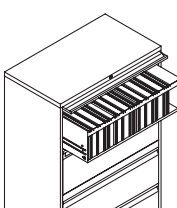
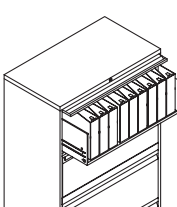


## six-high



# lateral file drawer heights

The chart below aids in selecting the appropriate drawer for specific applications.

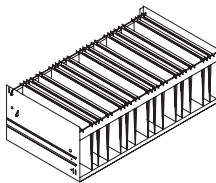
module code		interior height	drawer type	product illustration	applications
drawer type	exterior height				
F	<b>112</b> 11.2"	10.6"	Fixed Front – Letter		<ul style="list-style-type: none"> <li>• Drawer extends for easy access from any position</li> <li>• Fits hanging files in letter and A4 sizes</li> <li>• Accommodates front-to-back and side-to-side filing</li> </ul>
F	<b>128</b> 12.8"	12.2"	Fixed Front – Binder		<ul style="list-style-type: none"> <li>• Drawer extends for easy access from any position</li> <li>• Fits binders and hanging files in letter and A4 sizes</li> <li>• Does not accommodate metric-size binders</li> </ul>
S	<b>128</b> 12.8"	11.2"	Receding Drawer with Fixed Shelf – Letter		<ul style="list-style-type: none"> <li>• Appropriate for end tab filing</li> </ul>
S	<b>144</b> 14.4"	12.8"	Receding Drawer with Fixed Shelf – Binder		<ul style="list-style-type: none"> <li>• Appropriate for binders and tab filing</li> </ul>
R	<b>128</b> 12.8"	11.2"	Receding Drawer with Pull-out Shelf – Letter		<ul style="list-style-type: none"> <li>• Easy access to storage is provided by pull-out shelf</li> <li>• Fits hanging files in letter and A4 sizes</li> </ul>
R	<b>144</b> 14.4"	12.8"	Receding Drawer with Pull-out Shelf – Binder		<ul style="list-style-type: none"> <li>• Easy access to storage is provided by pull-out shelf</li> <li>• Fits binders and hanging files in letter and A4 sizes</li> </ul>

lateral file drawer storage capacities

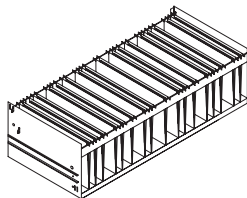
Lateral File drawer storage capacities for side-to-side storage arrangements are shown below.

All measurements are in linear inches and centimeters

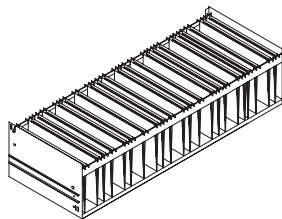
letter, legal, a4 binders  
side-to-side



30" Wide



36" Wide



42" Wide

18" and 20" Deep	One-High	26-5/8"/68 cm	32-5/8"/83 cm	38-5/8"/98 cm
	Two-High	53-1/4"/135 cm	65-1/4"/166 cm	77-1/4"/196 cm
	Three-High	79-13/16"/203 cm	97-13/16"/249 cm	115-13/16"/294 cm
	Four-High	106-1/2"/271 cm	130-1/2"/331 cm	154-1/2"/392 cm
	Five-High	133-1/4"/338 cm	163-1/4"/414 cm	193-1/4"/490 cm
	Six-High	159-3/4 /406 cm	195-13/16"/497 cm	231-13/16"/589 cm

front-to-back arrangements can be seen on the following pages

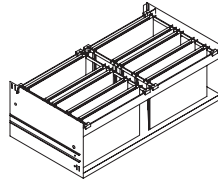
# lateral file storage capacities (continued)

Lateral File storage capacities for front-to-back storage arrangements are shown below.

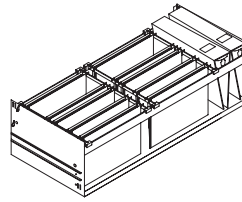
All measurements are in linear inches and centimeters

letter binders

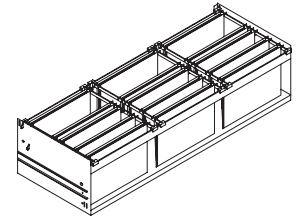
front-to-back



30" Wide



36" Wide



42" Wide

18" Deep

One-High	30-1/2"/77 cm	30-1/2"/77 cm +6-1/2"/17 cm side space	45-3/4"/116 cm
Two-High	61"/155 cm	61" 155 cm +13"/33 cm side space	45-3/4"/116 cm
Three-High	91-1/2"/232 cm	91-1/2"/232 cm +19-1/2"/50 cm side space	137-1/4"/349 cm
Four-High	122"/310 cm	122"/310 cm +26"/66 cm side space	183"/465 cm
Five-High	152-1/2"/387 cm	185"/470 cm	228-3/4"/581 cm
Six-High	183"/464 cm	222"/564 cm	274-1/2"/697 cm

20" Deep

One-High	33-1/4"/84 cm	33-1/4"/84 cm +6-1/2"/17 cm side space	49-7/8"/127 cm
Two-High	66-1/2"/169 cm	66-1/2"/169 cm +13"/33cm side space	99-3/4"/254 cm
Three-High	99-3/4"/253 cm	99-3/4"/253 cm +19-1/2"/50 cm side space	149-5/8"/380 cm
Four-High	133"/338 cm	132"/338 cm +26"/66 cm side space	199-1/2"/507 cm
Five-High	166-1/4"/442 cm	198-3/4"/505 cm	249-3/8"/633 cm
Six-High	199-1/2"/507 cm	238-1/2"/606 cm	299-1/4"/760 cm

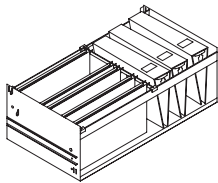
lateral file storage capacities (continued)

Lateral File storage capacities for front-to-back storage arrangements are shown below.

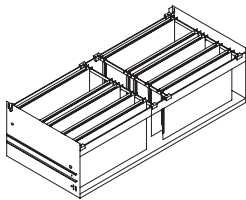
All measurements are in linear inches and centimeters

legal binders

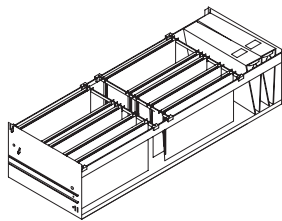
front-to-back



30" Wide



36" Wide



42" Wide

18" Deep	One-High	15-1/4"/39 cm + 10"/25 cm side space	30-1/2"/77 cm	30-1/2"/77 cm + 6-1/2"/17 cm side space
	Two-High	30-1/2"/77 cm +20"/51 cm side space	61"/155 cm	61"/155 cm +13"/33 cm side space
	Three-High	45-3/4"/116 cm +30"/76 cm side space	91-1/2"/232 cm	91-1/2"/252 cm +19-1/2"/51 cm side space
	Four-High	61"/155 cm +46"/102 cm side space	122"/310 cm	122"/310 cm +26"/66 cm side space
	Five-High	126-1/4"/320 cm	152-1/2"/387 cm	185"/470 cm
	Six-High	151-1/2" / 384 cm	183"/464 cm	222"/564 cm

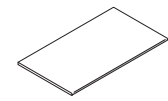
20" Deep	One-High	16-5/8"/42 cm +10"/125 cm side space	33-1/4"/84 cm	33-1/4"/84 cm +6-1/2"/17 cm side space
	Two-High	33-1/4"/84 cm +20"/51 cm side space	66-1/2"/169 cm	66-1/2"/169 cm+ +13"/33 cm side space
	Three-High	49-7/8"/127 cm +30"/76 cm side space	99-3/4"/253 cm	99-3/4"/253 cm +19-1/2"/50 cm side space
	Four-High	66-1/2"/155 cm +40"/102 cm side space	133"/338 cm	133"/338 cm +26"/66 cm side space
	Five-High	133-1/4"/338 cm	166-1/4"/422 cm	198-7/8"/505 cm
	Six-High	159-3/4"/406 cm	199-1/2"/507cm	238-1/2"/606 cm

# storage cabinet basics

**Ledger Storage Cabinets cater to diverse storage requirements including reference materials, equipment and files for person or group use.**

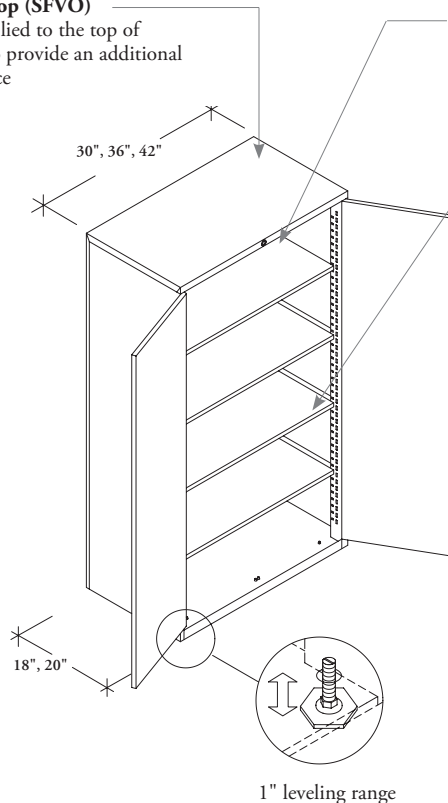
- Five Storage Cabinet configurations are available: Two-High, Three-High, Four-High, Five-High and Six-High, available in three height options:
  - 1) Letter-Height
  - 2) Combination-Height
  - 3) Binder-Height
- With the exception of the Six-High which is available in Letter-Height only
- Accessories are available to match 18" and 20" deep cabinets

## Storage Cabinets (LSC)



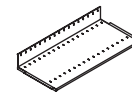
### Storage Top (SFVO)

can be applied to the top of cabinets to provide an additional workspace

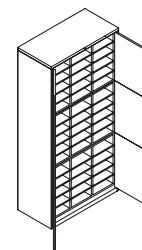
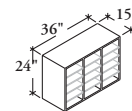


**Locks** can be keyed alike to match other lockable storage components or keyed randomly to provide a dedicated lock

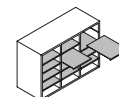
- Two-high includes one shelf
- Three-high includes two shelves
- Four-high includes three shelves
- Five-high includes four shelves (Shown)
- Six-high includes five shelves
- Interior shelves are included and are adjustable in 1.6" increments



- **Additional Shelves (SA1)** and **Slotted Shelves (SA2)** can be specified. The Slotted Shelf is pierced with openings that accept Divider Plates (LFA10, 24, 32)

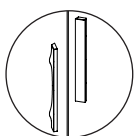


The Max Store Unit includes 12 **Max Storage Trays (SA6)**, creating 15 cubbyholes



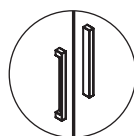
**Max Store Trays (SA6)** create additional cubbyholes to a maximum of 24 trays per unit, creating 27 cubbyholes

Three **handle styles** are available: District handle pull, rectangular handle pull and a distinctive full pull which makes opening and closing effortless from any position



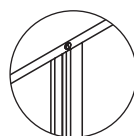
### District Handle Pull

- Not available on metal fronts
- Platinum finish



### Rectangular Handle Pull

Platinum finish



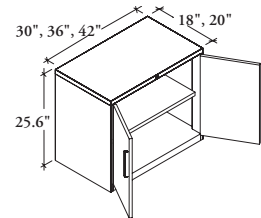
### Full Pull

- Available on metal fronts only
- Finished to match drawer front

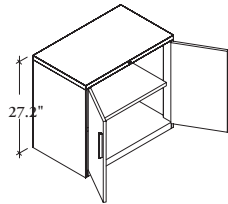
storage cabinet configurations & lock charts

The family of Ledger Storage Cabinets cater to diverse storage requirements.

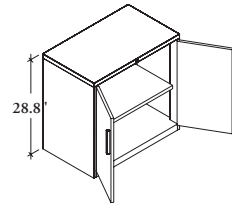
two-high



Letter-Height  
1 Lock

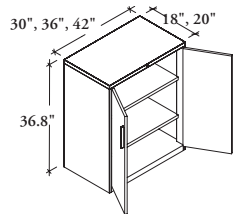


1 Lock Combo-Height  
1 Lock

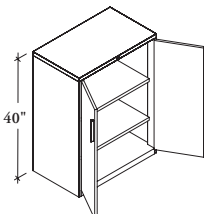


1 Lock Binder-Height  
1 Lock

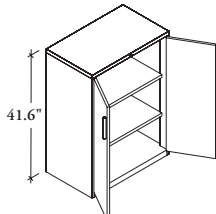
three-high



Letter-Height  
1 Lock

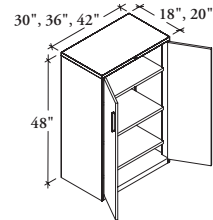


1 Lock Combo-Height  
1 Lock

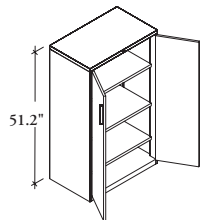


1 Lock Binder-Height  
1 Lock

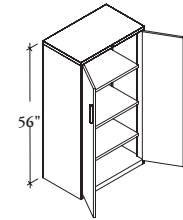
four-high



Letter-Height  
1 Lock

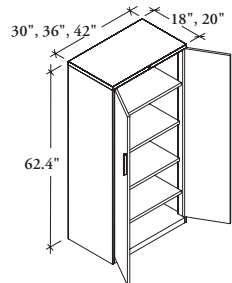


1 Lock Combo-Height  
1 Lock

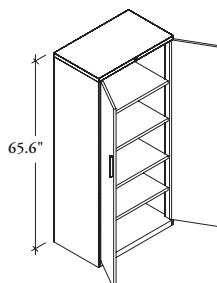


1 Lock Binder-Height  
1 Lock

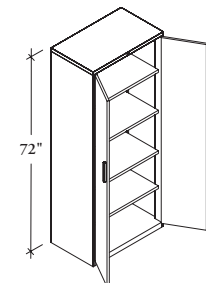
five-high



Letter-Height  
1 Lock

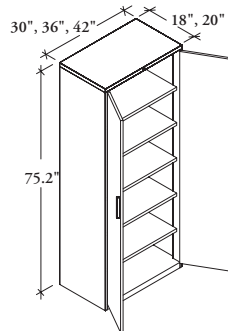


Combo-Height  
1 Lock



Binder-Height  
1 Lock

six-high



Letter-Height  
1 Lock

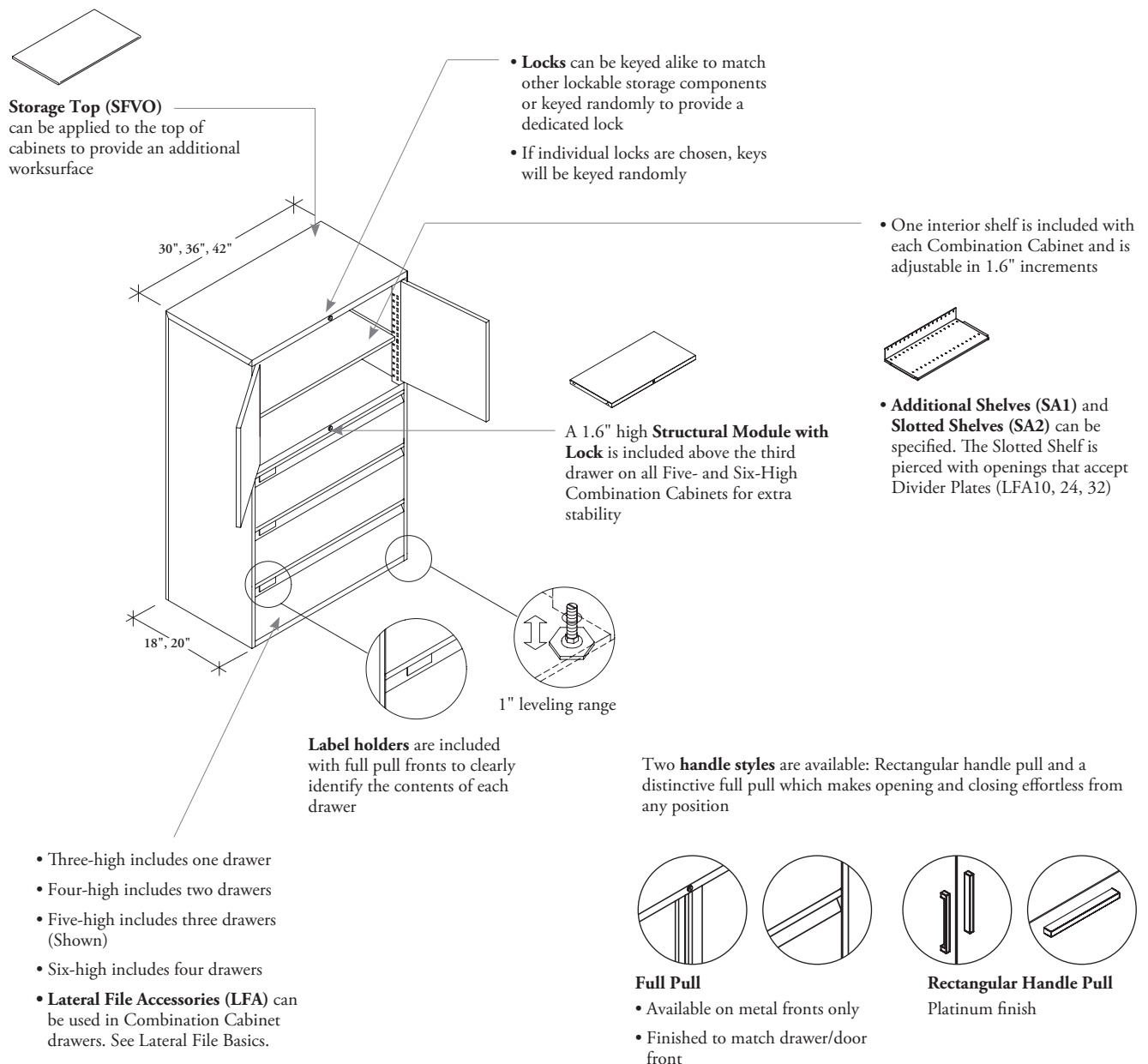


# combination cabinet basics

Ledger Combination Cabinets cater to diverse storage requirements, and are a hybrid of the Lateral File and the Storage Cabinet.

- Four Combination Cabinet configurations are available: Three-High, Four-High, Five-High and Six-High, available in three height options:
  - 1) Letter-Height: used primarily for hanging files
  - 2) Combination-Height: used primarily for hanging files with some openings dedicated to binder storage
  - 3) Binder-Height: supports binders in all drawing openings, as well as hanging files ( )
- With the exception of the Six-High cabinet which is available in Letter-Height only
- All drawer heights are based on a 1.6" module
- Adjacent drawers align for a continual datum line
- Accessories are available to match 18" and 20" deep cabinets
- The interior construction of the case permits drawer reconfiguration or retrofit at any time
- Counterweights are required and included in all combination cabinets

## Combination Cabinets (LCC)

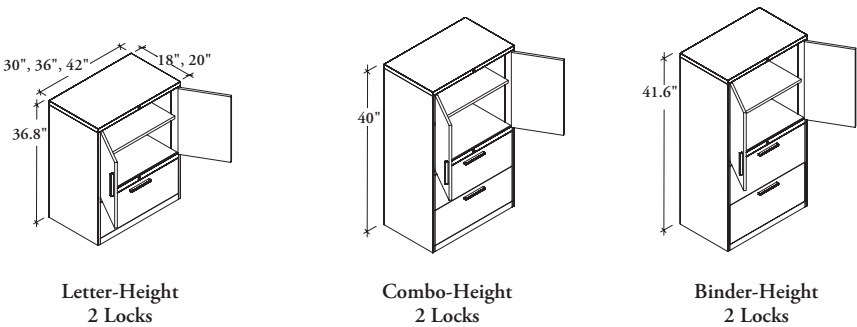


# combination cabinet configurations & lock charts

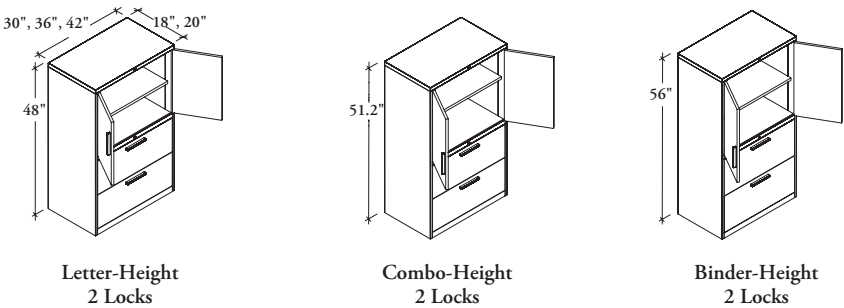
The family of Ledger Storage Cabinets cater to diverse storage requirements.

When individual locks are specified each drawer comes with a lock

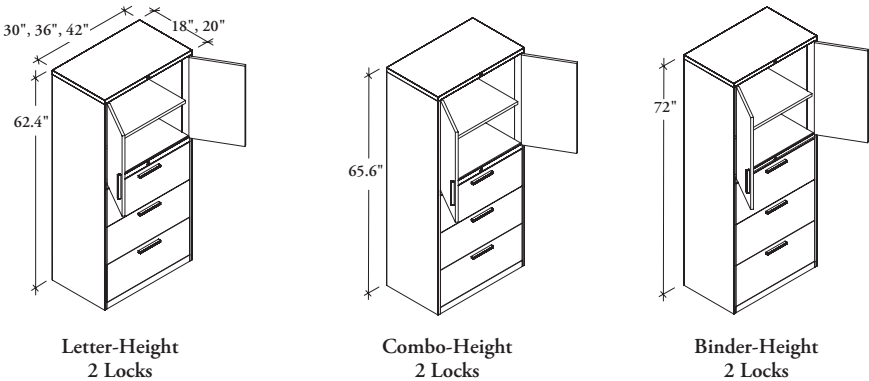
## three-high



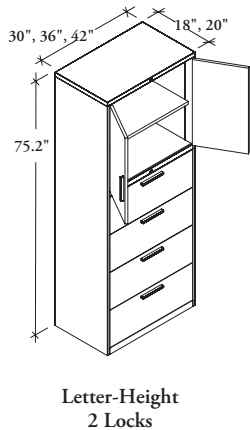
## four-high



## five-high



## six-high



# wardrobe cabinet basics

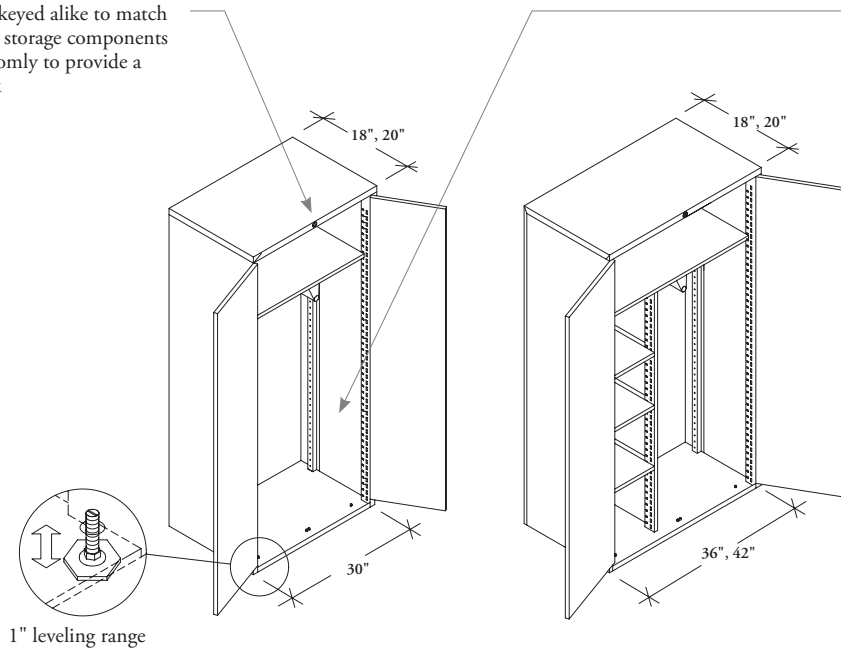
**Ledger Wardrobe Cabinets store garments and other personal items.**

Three Wardrobe Cabinet configurations are available: Four-High, Five-High and Six-High, available in three height options:

- 1) Letter-Height
  - 2) Combination-Height
  - 3) Binder-Height
- With the exception of the Six-High which is available in Letter-Height only

## Wardrobe Cabinets (LWC)

**Locks** can be keyed alike to match other lockable storage components or keyed randomly to provide a dedicated lock

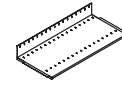


**Undivided Wardrobe Cabinets**  
One shelf with coat rod included

### Divided Wardrobe Cabinets

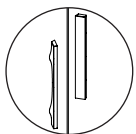
- One shelf with coat rod included
- Four-high includes two hat shelves
- Five-high includes three hat shelves (Shown)
- Six-high includes four hat shelves

- Cabinet walls are slotted in 1.6" height increments for shelf adjustment



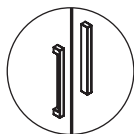
- **Additional Shelves (SA1)** and **Slotted Shelves (SA2)** can be specified. The Slotted Shelf is pierced with openings that accept Divider Plates (LFA10, 24, 32)

Three **handle styles** are available: District handle pull, rectangular handle pull and a distinctive full pull which makes opening and closing effortless from any position



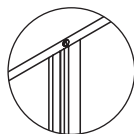
### District Handle Pull

- Not available on metal fronts
- Platinum finish



### Rectangular Handle Pull

- Platinum finish



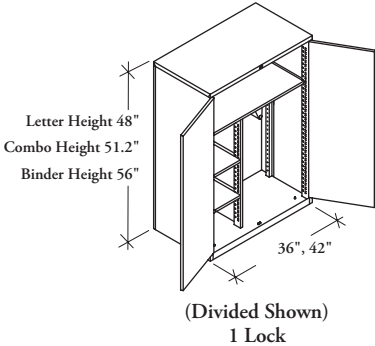
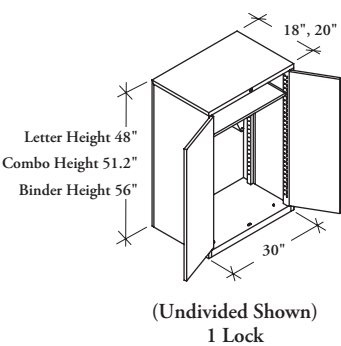
### Full Pull

- Available on metal fronts only
- Finished to match drawer front

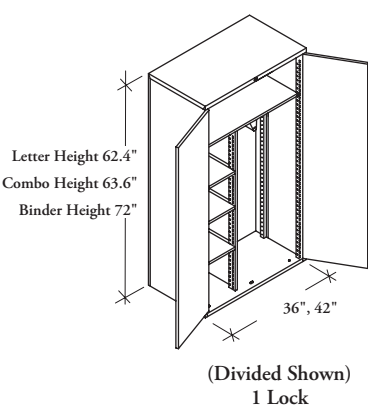
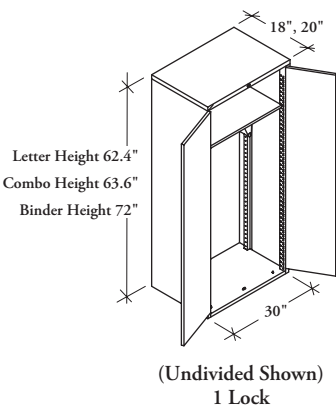
# wardrobe cabinet configurations & lock charts

Ledger Wardrobe Cabinets store garments and other personal items.

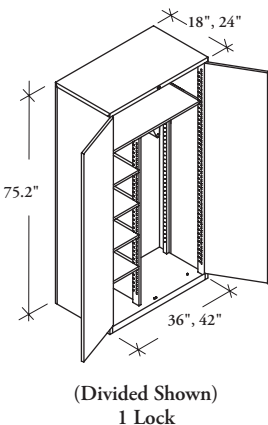
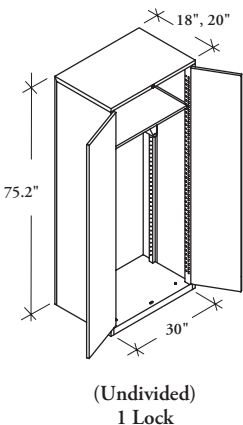
## four-high



## five-high



## six-high



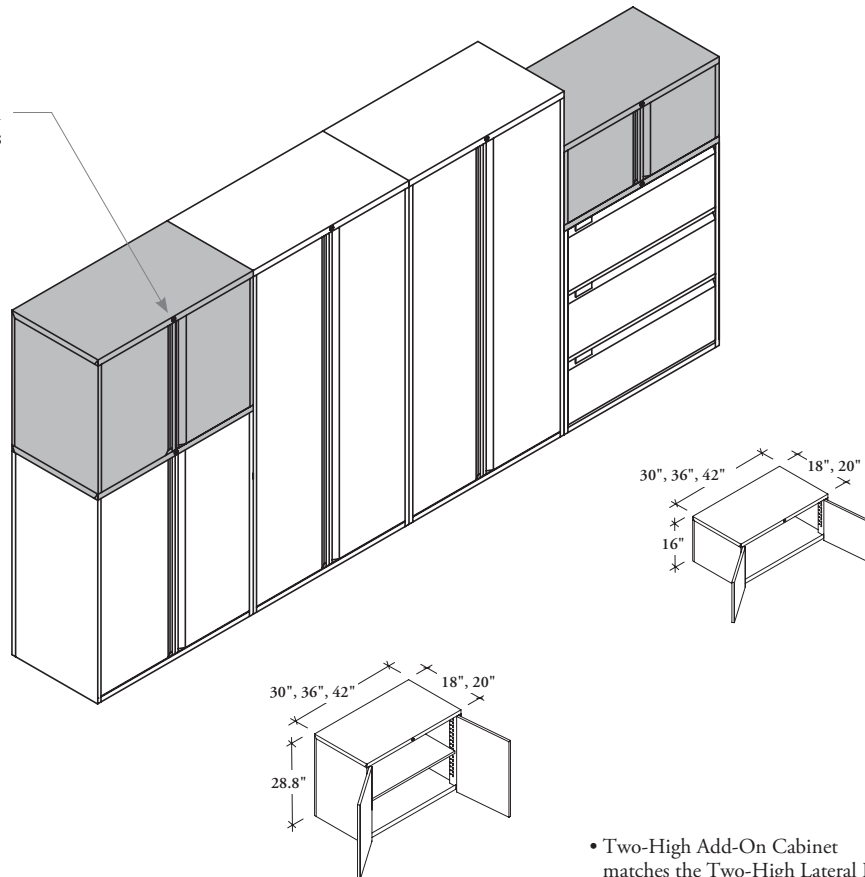
# add-on storage cabinet basics

Add-On Storage Cabinets provide enclosed storage that can be mounted on top of Ledger Lateral Files and Storage Cabinets.

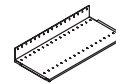
- Available in One-High and Two-High configurations
- Only one Add-On Storage Cabinet can be stacked on top of another unit
- Add-On Storage Cabinets have 1 lock at the Top

## Add-On Storage (LSA)

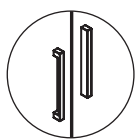
**Locks** can be keyed alike to match other lockable storage components or keyed randomly to provide a dedicated lock



- Two-High Add-On Cabinet matches the Two-High Lateral File Binder-Height
- One interior shelf is included with each two-high Add-On Cabinet and is adjustable in 1.6" increments

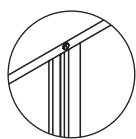


Two **handle styles** are available: rectangular handle pull and a distinctive full pull which makes opening and closing effortless from any position



**Rectangular Handle Pull**

Platinum finish



**Full Pull**

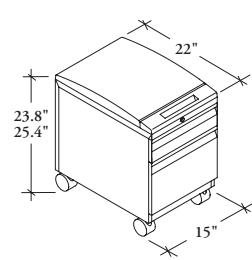
- Available on metal fronts only
- Finished to match drawer front

- **Additional Shelves (SA1) and Slotted Shelves (SA2)** can be specified. The Slotted Shelf is pierced with openings that accept Divider Plates (LFA10, 24, 32)

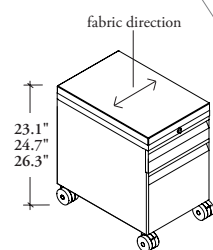
## mobile pedestal basics

Ledger offers a range of mobile pedestal options which integrate aesthetically with all systems furniture.

- Mobile Pedestals are available in multiple drawer combinations and heights to allow for maximum flexibility
- Different Teknion systems products accommodate different heights of storage below the worksurface. See height restrictions in this section
- Pedestal file drawers accommodate both imperial and A4 filing sizes
- Locks can be keyed alike to match other lockable storage components or keyed randomly to provide a dedicated lock
- Pedestals are available with two balance options
  - Four casters and a counterweight
  - Five casters with no counterweight



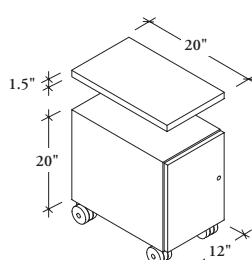
LPKN



LPCN

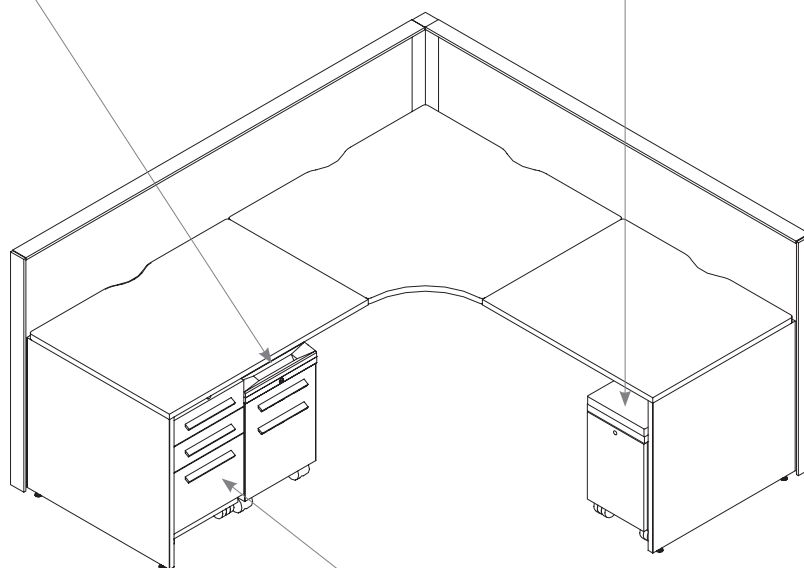
### Mobile Pedestal with Seat (LPKN) and Mobile Pedestal with Cushion (LPCN)

- Provides convenient personal storage equipped with a seat and casters for easy maneuverability
- The Mobile Pedestal with Seat (LPKN) has a soft molded foam handle (in Black) and a curved cushion
- The Mobile Pedestal with Cushion (LPCN) has a low profile flat cushion
- Drawer interiors extend the full interior depth of the pedestal except for 28" deep Box (B), Small Box (S) and Pencil Box (P). For these drawer sizes the interior drawer depth is actually 22"

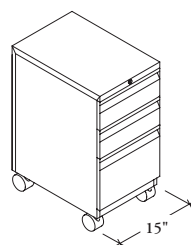
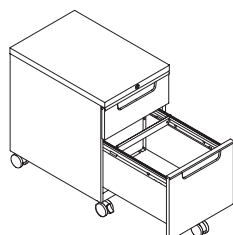
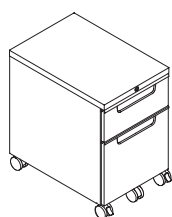


### Mobile Personal Cubby (LMPC)

- Provides mobile personal storage
- Height: 20.6"
- Depth: 20"
- Width: 12"
- Optional low profile flat cushion available
- Locks available if specified
- Available in two options:
  - Side Drawer (S)
    - Extends the full interior depth of the cubby
    - Consists of one pull out tray, ideal for holding purse, personal bags etc.
  - Door (D)
    - Provides 1.75 cubic ft. of closed storage
    - Ideal for storing personal items



Example of five caster application.

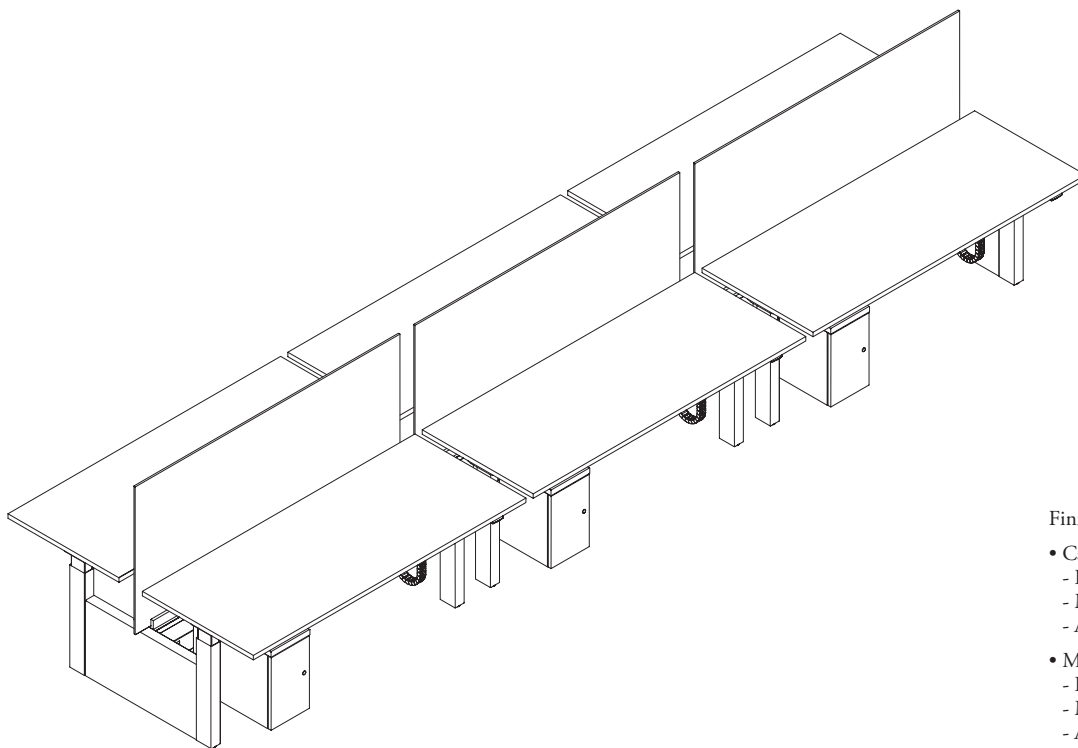


### Mobile Pedestal (LPWN)

- A small footprint mobile pedestal that expands the storage capacity of a traditional pedestal
- Width: 15"
- Depth: 18", 22", 28"
- Drawer Configurations:
  - box, box file (BF)
  - pencil, small box, file (PSF)
  - small box, small box, file (SSF)
  - small box, file (SF)

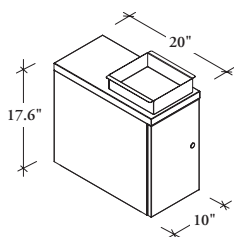
# suspended personal cubby basics

The Ledger Suspended Personal Cubby mounts to height-adjustable tables.



## Finishes:

- Case Finish:
  - Foundation
  - Mica
  - Accent
- Metal Front Finish:
  - Foundation
  - Mica
  - Accent



## Suspended Personal Cubby (LSPC)

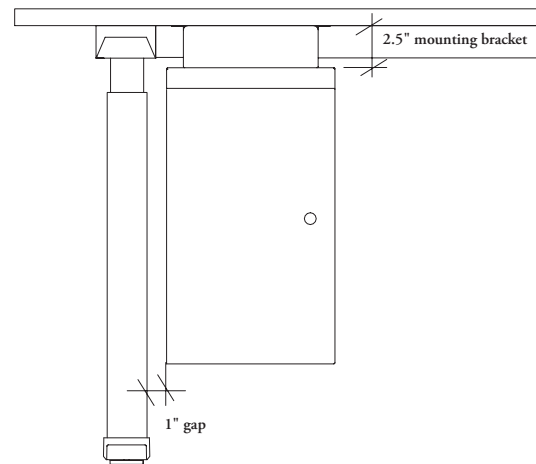
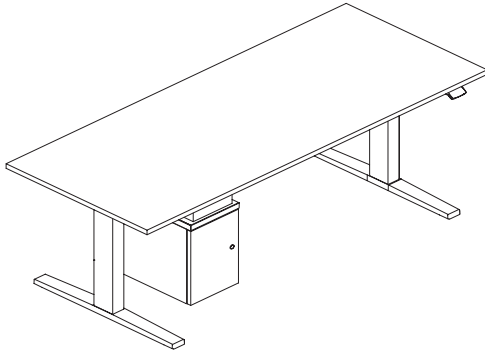
- A Suspended Cubby which mounts to height-adjustable tables and cater to personal storage requirements
- Depth: 20"
- Width: 10"
- Left and right handed

# planning with the suspended personal cubby & navigate

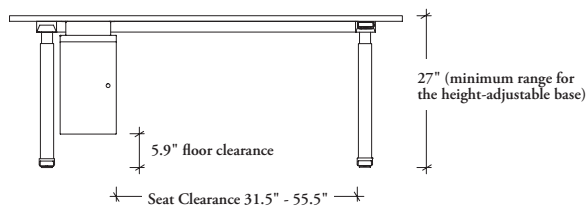
The following describes the planning capacities for the Personal Suspended Cubby used with height adjustable tables.

### freestanding tables

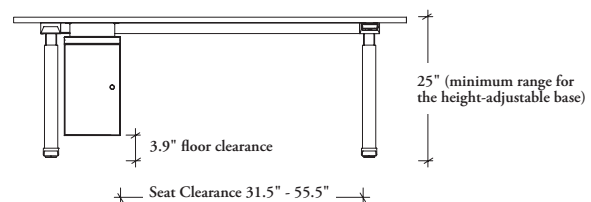
- The Suspended Personal Cubby (LSPC) is installed on the inside of a height adjustable leg
- There is a 1" gap between the leg and cubby
- The mounting bracket is 2.5"h



- The suspended personal cubby can be used with the following mechanisms
  - 7S Standard Electric (27" to 43" range)
  - 9C Extended Electric - Restricted (25" - 48".7")
- Worksurface widths must be 58" to 82"w. to allow a 31.5" - 55.5" seat clearance



7S Standard Electric (27" - 43")

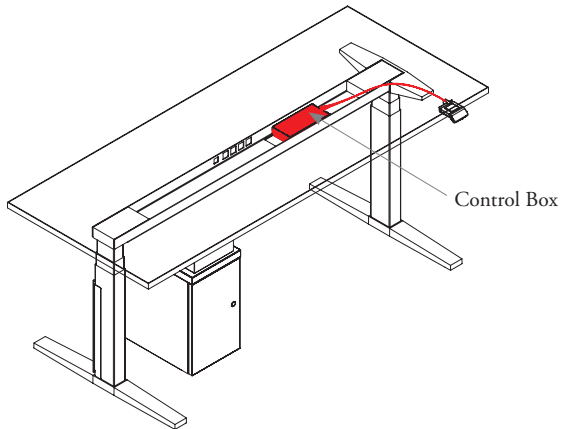


9C Extended Electric - Restricted (25" - 48.7")




# planning with the suspended personal cubby & navigate (continued)

- The cubby can be installed in two locations
  - Opposite the switch
  - On the same side of the switch if the cable is tucked in along the lg and the channel and support bracket are installed after the switch
- For worksurfaces 48" to 64" wide, the cubby must be installed on the opposite side of the control cover box

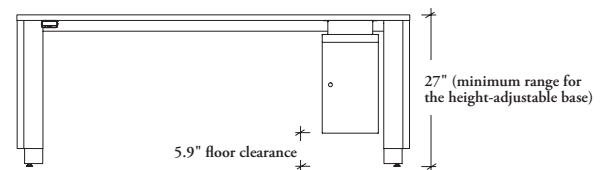
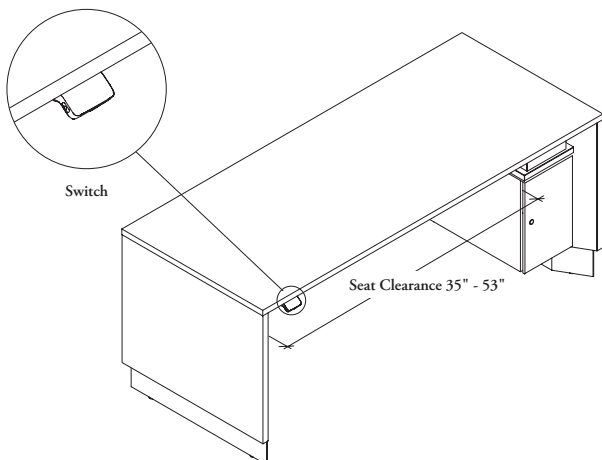


- For base frames with 23" depth, the rectangular cut out **cannot** be on the same side as the Suspended Personal Cubby (LSPC)

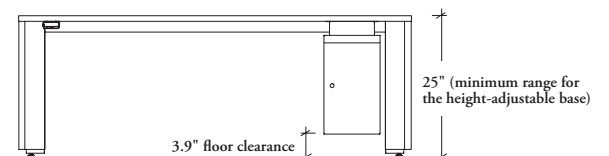


## gable leg tables

- The suspended personal cubby can be used with the following mechanisms
  - 7S Standard Electric (27" to 43" range)
  - 9C Extended Electric - Restricted (25" - 48.7")
- Can be used on worksurfaces 58" - 76" w with a seat clearance of 35" - 53" w
- The cubby must be mounted opposite to the switch



(7S) Standard Electric (27" - 43")

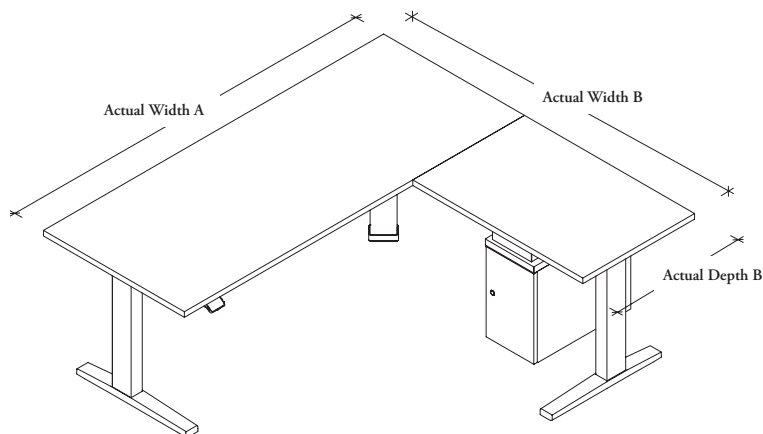


(9C) Extended Electric - Restricted (25" - 48.7")

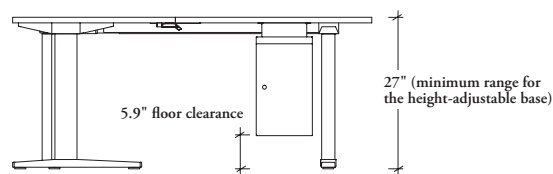
## planning with the suspended personal cubby & navigate (continued)

### extended corner tables

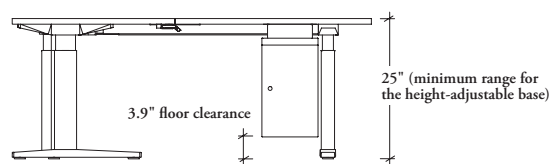
- The suspended personal cubby can be used with the following mechanisms
  - (7S) Standard Electric (27" to 43" range)
  - (9C) Extended Electric - Restricted (25" - 48".7")
- Worksurface widths A and B must be 58" to 70"w
- Worksurface B depth must be 23"



- The suspended cubby (LSPC) must be installed opposite to the switch, on the return surface



(7S) Standard Electric (27" - 43")

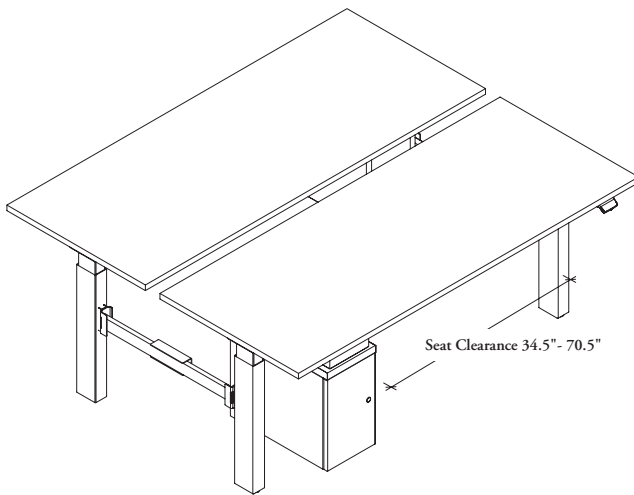


(9C) Extended Electric - Restricted (25" - 48.7")

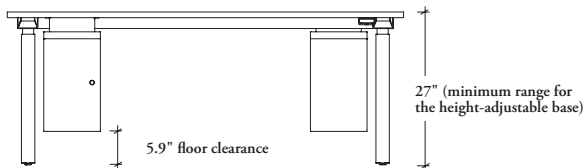
# planning with the suspended personal cubby & navigate (continued)

## frames

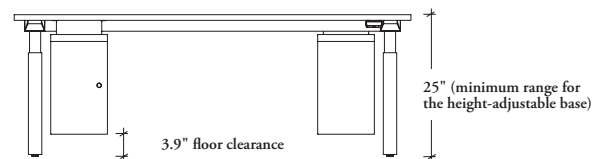
- The suspended personal cubby can be used with the following mechanisms
  - (7S) Standard Electric (27" to 43" range)
  - (9C) Extended Electric - Restricted (25" - 48".7")
- Worksurface widths must be 58" to 94"w to allow a 34.5" - 70.5" seat clearance



- The cubby must be installed opposite the switch and Vertical Wire Carrier (HNBEEC)
- For worksurfaces 58"w the cubby must be installed on the opposite side of the control cover box



(7S) Standard Electric (27" - 43")

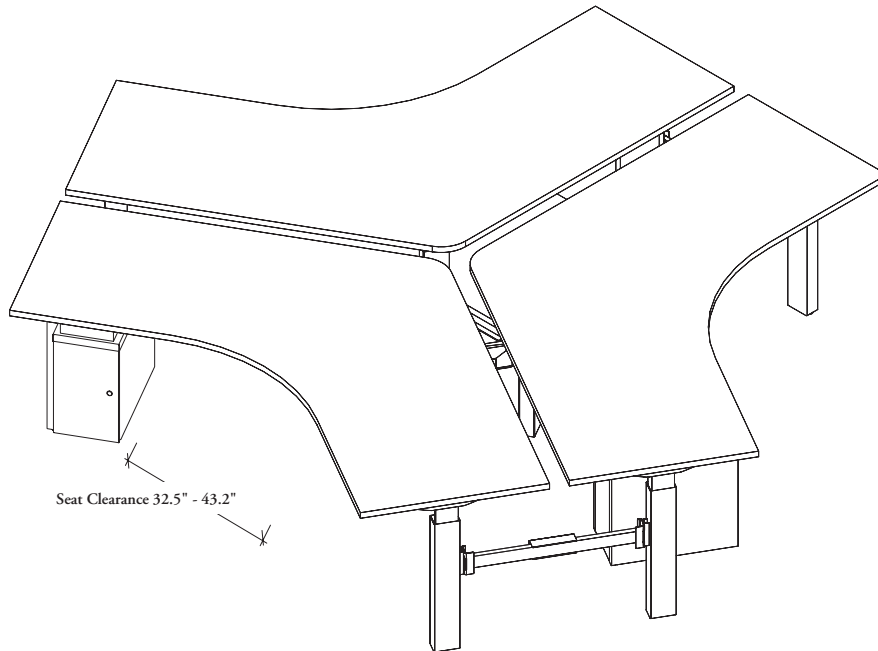


(9C) Extended Electric - Restricted (25" - 48.7")

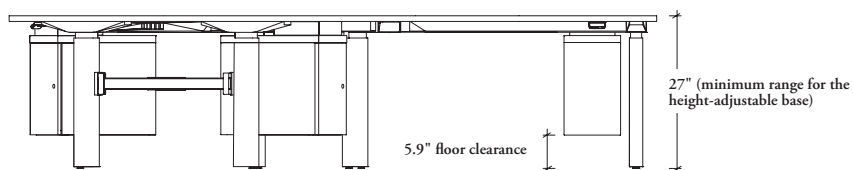
# planning with the suspended personal cubby & navigate (continued)

### 120 frames

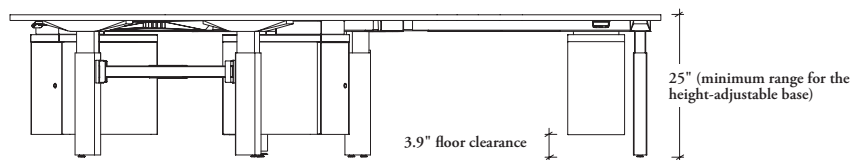
- The suspended personal cubby can be used with the following mechanisms
  - (7S) Standard Electric (27" to 43" range)
  - (9C) Extended Electric - Restricted (25" - 48".7")
- Worksurface widths must be 52" to 58"w to allow a 32.5" - 43.2" seat clearance



- The cubby must be installed opposite the switch and Vertical Wire Carrier (HNBEEC)
- For worksurfaces 58"w the cubby must be installed on the opposite side of the control cover box



(7S) Standard Electric (27" - 43")

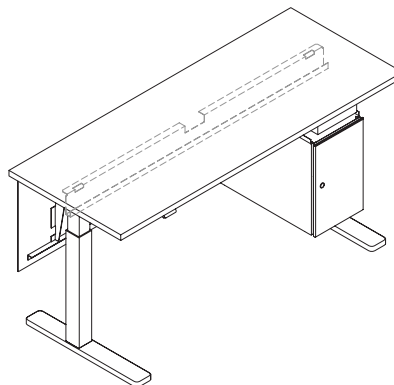
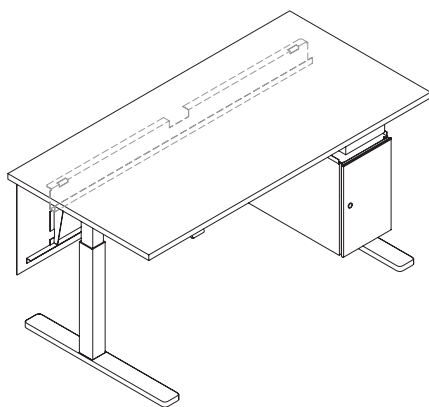


(9C) Extended Electric - Restricted (25" - 48.7")

# planning with the suspended personal cubby & hispace

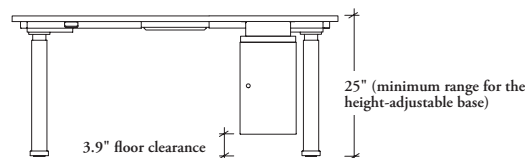
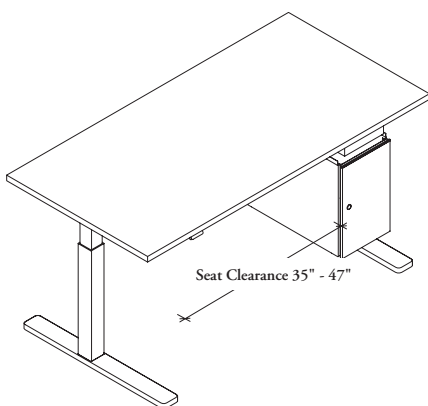
The following describes the planning capacities for the Personal Suspended Cubby used with height adjustable tables.

- When specifying a suspended personal cubby and modesty panel or wire tray, the worksurface must be 30"d



## height-adjustable tables

- The suspended personal cubby can be used with (9C) Extended Electric - Restricted (25" - 48".7") base mechanism
- Worksurface widths must be 60" to 72" w to allow a 35" - 47" seat clearance

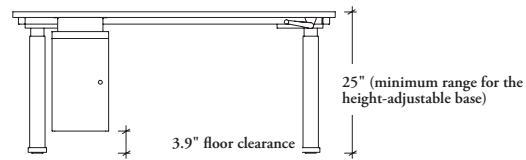
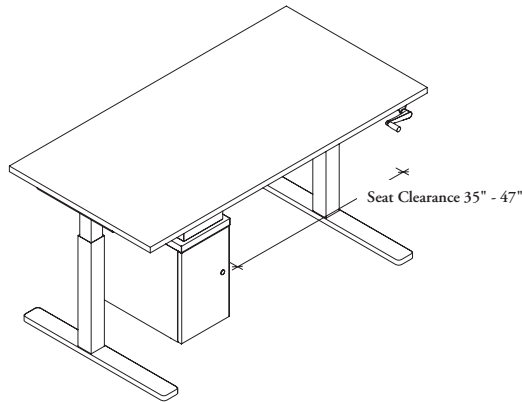


(9C) Extended Range Electric Base (25" - 48".7")

# planning with the suspended personal cubby & hiSpace (continued)

### height-adjustable tables with upStage

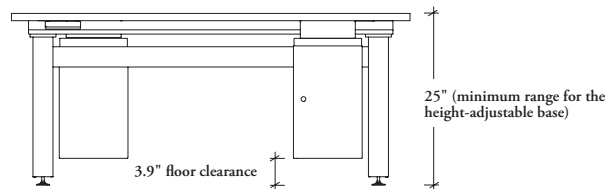
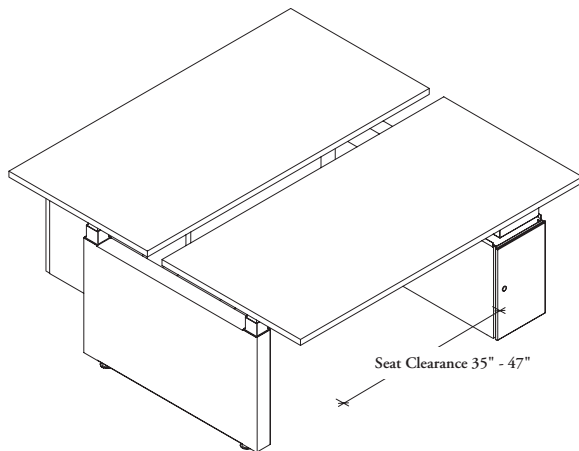
- The suspended personal cubby can be used with (9C) Extended Electric - Restricted (25" - 48".7") base mechanism
- Worksurface widths must be 60" to 72"w to allow a 35" - 47" seat clearance
- The rectangular cut out **cannot** be specified on the same side with suspended cubby.



(9C) Extended Range Electric Base (25" - 48".7")

### frames

- The suspended personal cubby can be used with (9C) Extended Electric - Restricted (25" - 48".7") base mechanism
- Worksurface widths must be 60" to 72"w to allow a 35" - 47" seat clearance
- The cubby must be installed opposite the switch

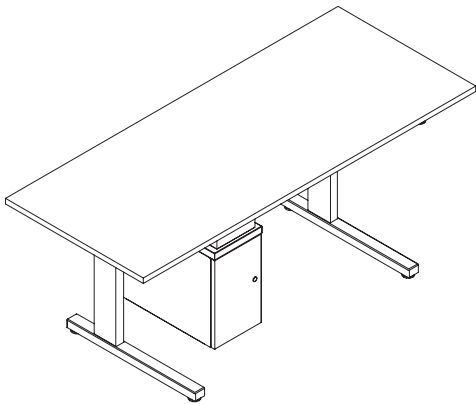


(9C) Extended Range Electric Base (25" - 48".7")

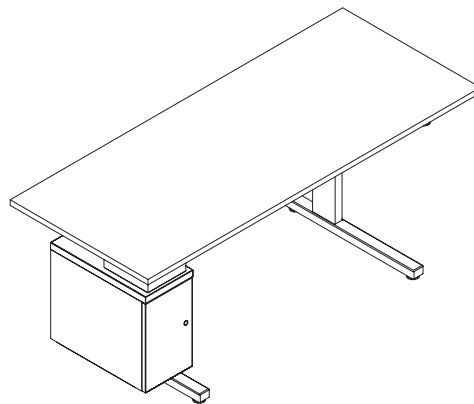
# planning with the suspended personal cubby & complements tables

The following describes the planning capacities for the Personal Suspended Cubby used with height adjustable tables.

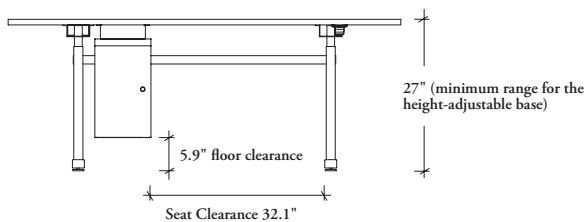
- The suspended personal cubby can be used with (7S) Standard Range Electric (27" - 43") base mechanism
- Worksurface widths must be 60" to 72"
- Depth must be 30"
- The cubby must be installed opposite the switch
- The cubby can be installed in two locations
  - Inside of the leg
  - Outside of the leg if the worksurface width is 72"



The Suspended Personal Cubby (LSPC) installed inside the legs.



The Suspended Personal Cubby (LSPC) installed outside the legs.

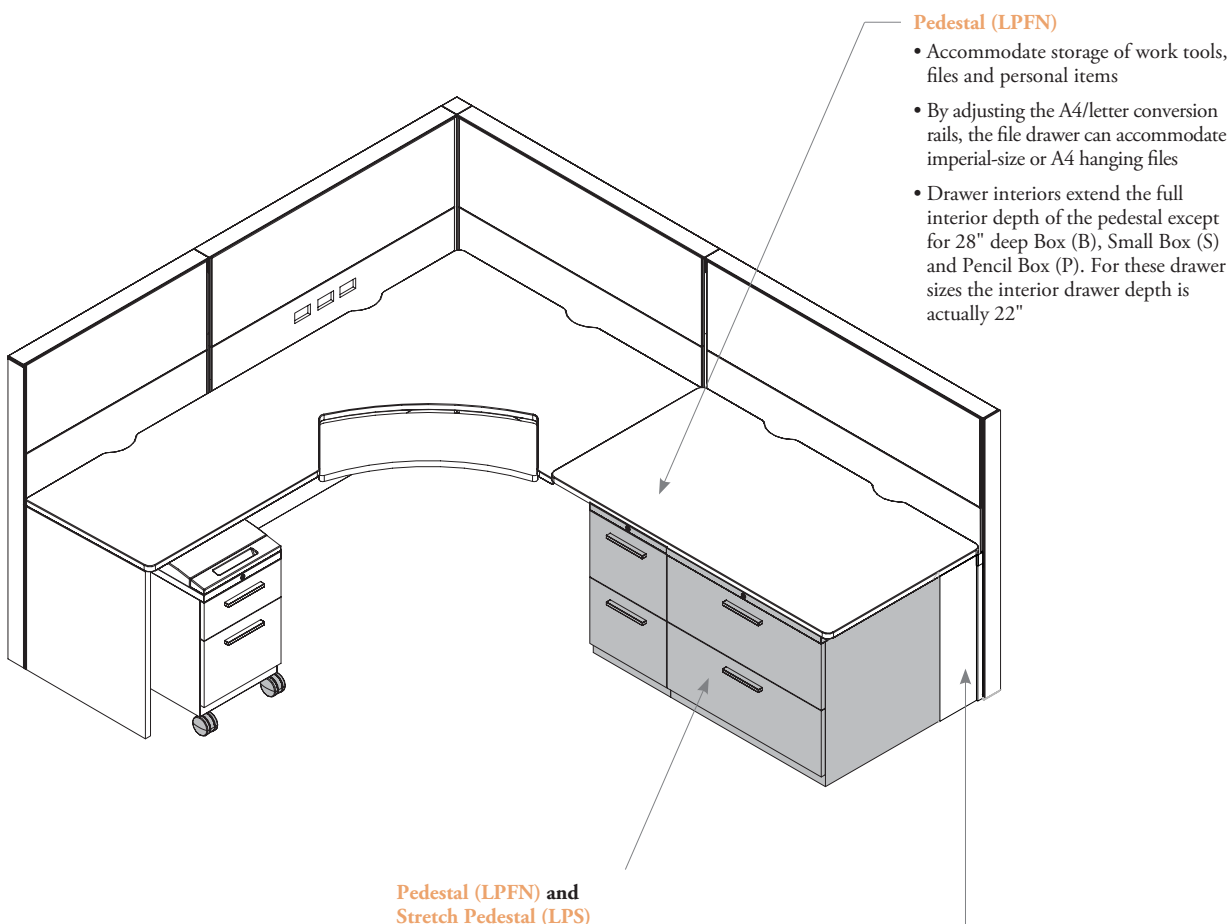


(7S) Standard Electric (27" - 43")

## pedestal basics

**Ledger offers a wide range of pedestal options which integrate aesthetically with all systems furniture.**

- Pedestals are available in multiple drawer combinations and heights to allow for maximum flexibility
- Different Teknion systems products accommodate different heights of storage below the worksurface. See height restrictions in this section
- Pedestal file drawers accommodate both imperial and A4 filing sizes
- Locks can be keyed alike to match other lockable storage components or keyed randomly to provide a dedicated lock.
- Counterweights are required for all Pedestals not located directly under a worksurface. If Pedestals are supporting a worksurface in a freestanding application, counterweights are required
- All configurations of Pedestal (LPFN) on Casters fit under the regular 29" high worksurface



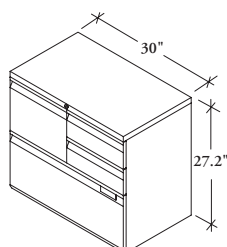
### **Pedestal (LPFN) and Stretch Pedestal (LPS)**

Has similar configuration as Pedestal (LPFN) for height consistency. The product is designed to have datum lines match

**Also available but not shown above:**

### **Combo Pedestal (LPC)**

Available with a full file drawer on bottom and two file drawers on top or full file drawer on bottom and one file and two box drawers on top



### **Pedestal Supporting Bracket (LSBN)**

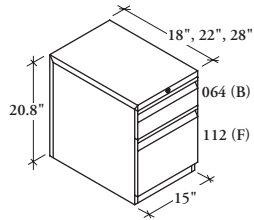
used in combination with a Pedestal provides a fully enclosed support at the end of a run of panel-mounted worksurfaces



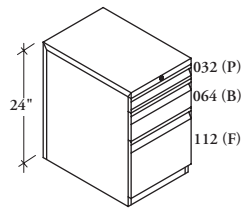
# pedestal and stretch pedestal drawer configurations & lock charts

Ledger Pedestals provide storage in freestanding and workstation applications.

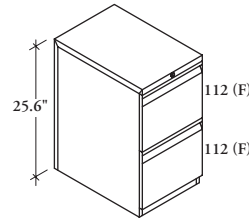
## pedestal (LPFN)



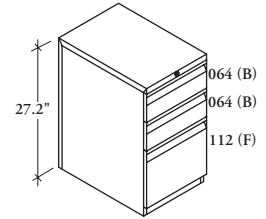
box, file (BF)  
1 Lock



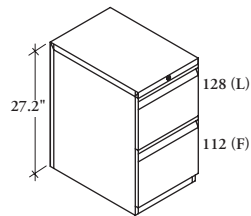
pencil, box, file (PBF)  
1 Lock



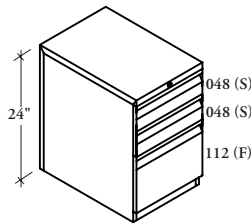
file, file (FF)  
1 Lock (unless individual locks are  
specified each drawer comes with a lock)



box, box, file (BBF)  
1 Lock



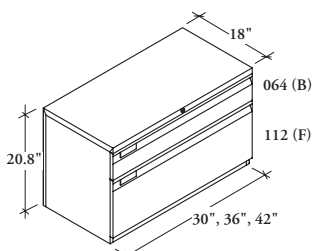
large file, file (LF)  
1 Lock (unless individual locks are  
specified each drawer comes with a lock)



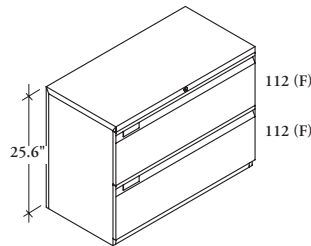
small box, small box, file (SSF)  
1 Lock

## stretch pedestal (LPS)

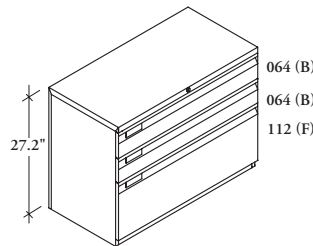
- When individual locks are specified each drawer comes with a lock



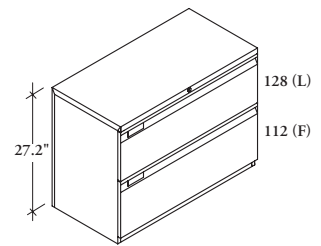
box, file (BF)  
1 Lock



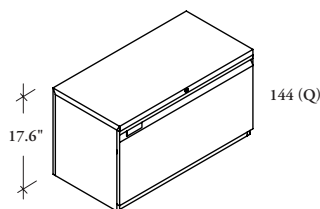
file, file (FF)  
1 Lock



box, box, file (BBF)  
1 Lock



large file, file (LF)  
1 Lock

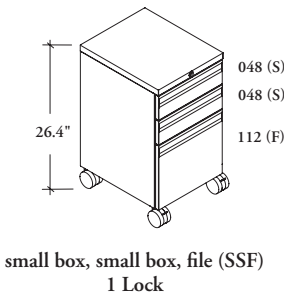
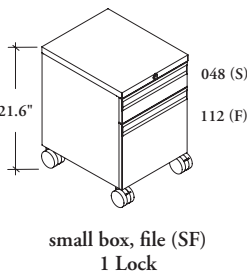
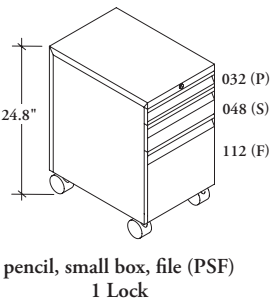
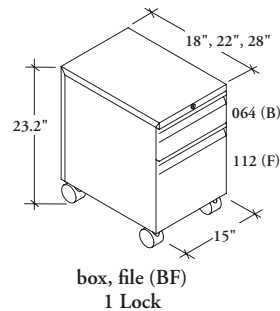


extra large file (Q)  
1 Lock

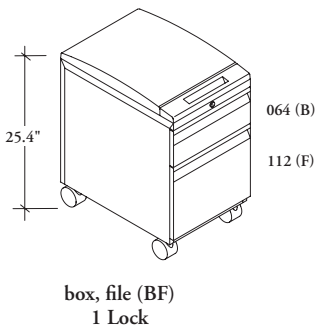
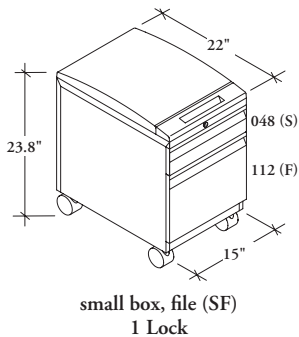
# mobile pedestal drawer configurations & lock charts

Ledger Pedestals provide storage in freestanding and workstation applications.

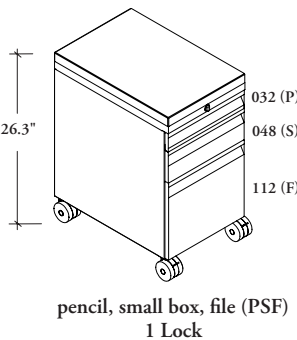
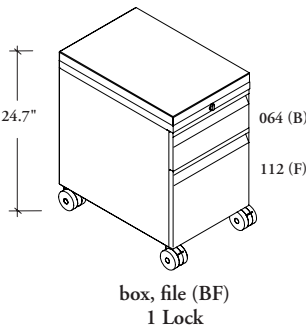
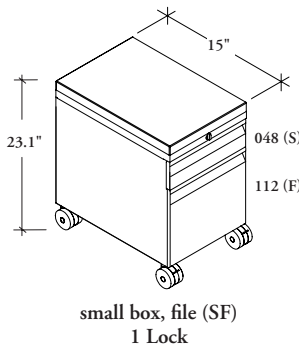
## mobile pedestal (LPWN)



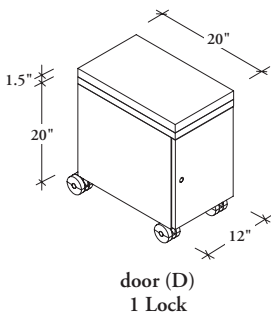
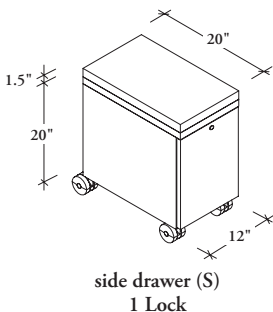
## mobile pedestal with seat (LPKN)



## mobile pedestal with cushion (LPCN)



## mobile personal cubby (LMPC)

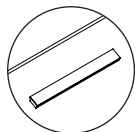


# pedestal storage options

The following describes options for handles, drawers and drawer capacities.

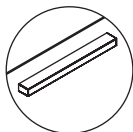
## handle options

Three **handle styles** are available: District handle pull, Rectangular handle pull and a distinctive full pull which makes opening and closing effortless from any position

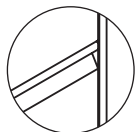


**District Handle Pull**

- Both Handles are available in Foundation and Mica.



**Rectangular Handle Pull**



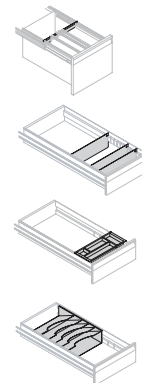
**Full Pull**

- Available on metal fronts only
- Finished to match drawer front

## drawer options

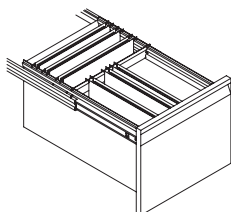
### Pedestal Accessories (LPA)

- **Hanging File Bar (LPAS)** permits hanging letter- or legal-size files in the file drawer
- **Drawer Divider (LPAD)** sections the box file into separate compartments
- **Pencil Tray (LPAT)** organizes small work tools in any size drawer
- **Stationary Inserts (LPAK)** divisional inserts for sorting paper. Come in packs of 8 (Depth 18"), 9 (Depth 22") or 12 (Depth 28")
- Stretch Pedestals accommodate **Lateral File Accessories (LFA)**. See Lateral File Basics.

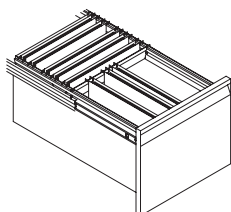


## front-to-back arrangement

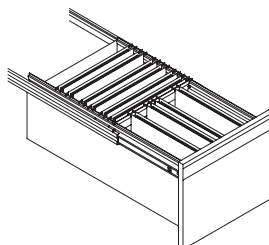
### letter



**18" Depth**



**22" Depth**

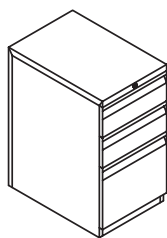


**28" Depth**

14 1/2"/36 cm	18 1/2"/47 cm	24 1/2"/62 cm
---------------	---------------	---------------

All measurements are in lineal inches and centimeters.

## workspace support options

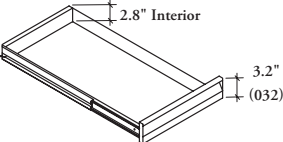
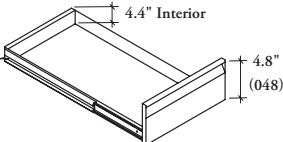
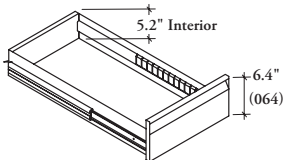
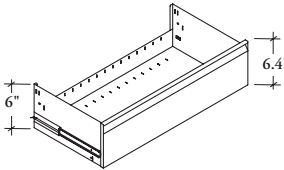
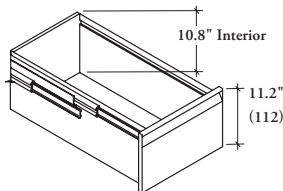
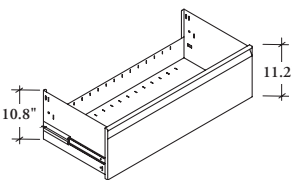
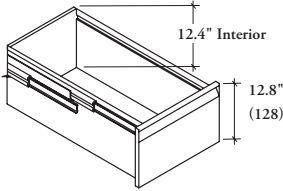
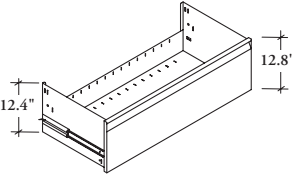
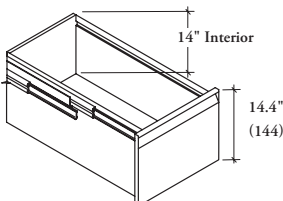
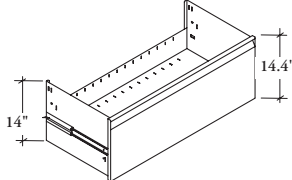


Ledger Pedestal (LPFN) can be used to work as workspace support. If planned to support the worksurface, Pedestal storage (LPFN) can be specified with or without a counterweights.

# pedestal and stretch pedestal drawer heights

The chart below aids in selecting the appropriate Pedestal and Stretch Pedestal drawer for specific applications.

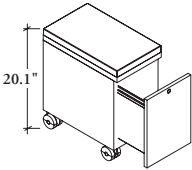
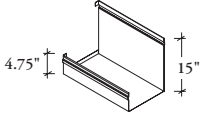
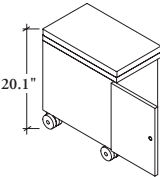
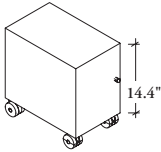
All drawers have a fixed front

module code			drawer type	pedestal shown	stretch pedestal shown	applications
pedestal	stretch pedestal	exterior height				
P		032	Pencil			<ul style="list-style-type: none"> <li>• Writing equipment</li> <li>• Notepads</li> <li>• Paper</li> </ul>
S		048	Small Box			<ul style="list-style-type: none"> <li>• Writing equipment</li> <li>• Notepads</li> <li>• Paper</li> </ul>
B	B	064	Box			<ul style="list-style-type: none"> <li>• Writing equipment</li> <li>• Notepads</li> <li>• Paper</li> <li>• CDs</li> <li>• DVDs</li> </ul>
F	F	112	File			<ul style="list-style-type: none"> <li>• Hanging files</li> <li>• Accommodates letter- and 4-size documents.</li> <li>• Books</li> </ul>
L	L	128	Large File			<ul style="list-style-type: none"> <li>• Hanging files</li> <li>• Accommodates letter- and A4-size documents.</li> <li>• Books</li> <li>• Binders</li> </ul>
–	Q	144	Extra Large File			<ul style="list-style-type: none"> <li>• Hanging files</li> <li>• Accommodates letter- and A4-size documents.</li> <li>• Books</li> <li>• Binders</li> </ul>

# cubby drawer heights

The chart below aids in selecting the appropriate cubby drawer for specific applications.

All drawers have a fixed front

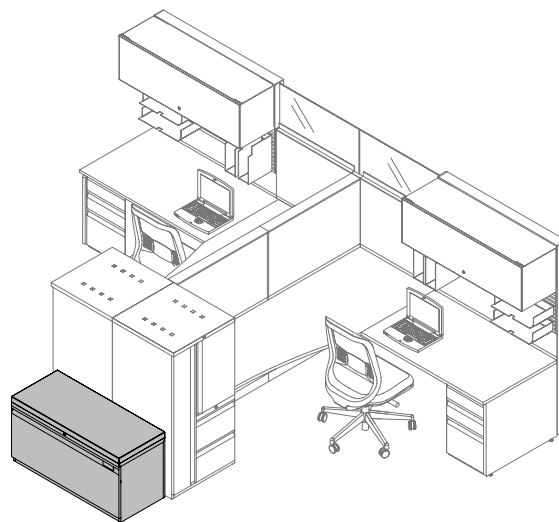
module code		drawer type	exterior height	interior height	applications
LMPC	S	Side drawer			<ul style="list-style-type: none"><li>• Personal Storage</li></ul>
LMPC	D	Door			<ul style="list-style-type: none"><li>• Personal Storage</li></ul>

## planning with stretch pedestals & the fixed storage top cushions

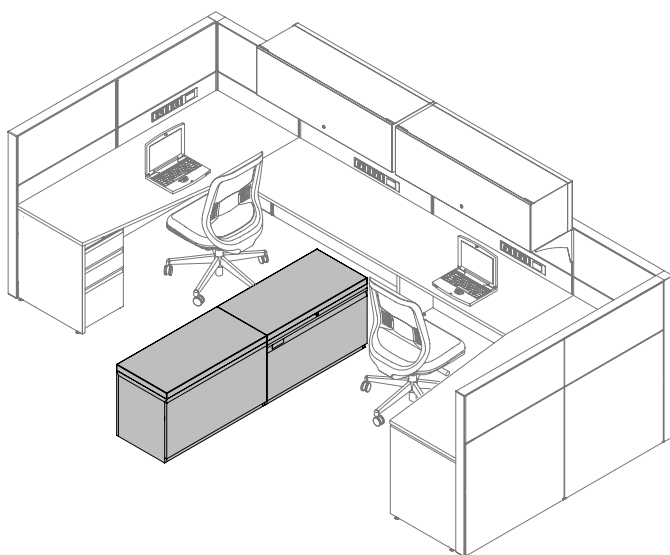
Stretch Pedestals can be used under a worksurface, or can be placed outside of or between workstations for additional storage or seating. The Extra Large File Stretch Pedestal used with the Fixed Storage Top Cushion is ideal for this application.



Outside of District Storage



Outside of Leverage Storage

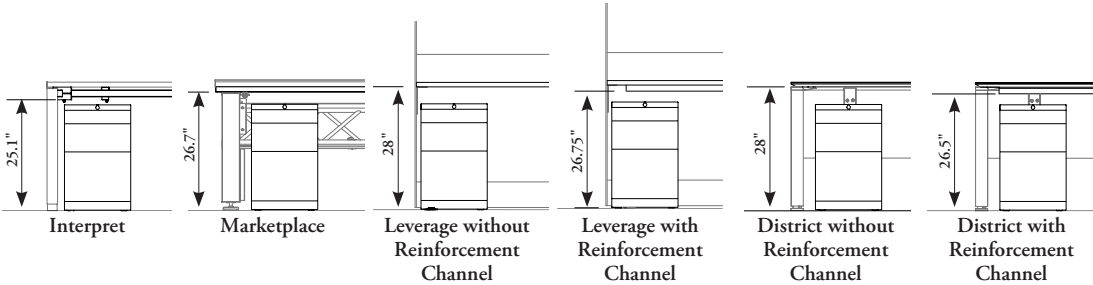






Shared between two Leverage Worksurfaces



# planning with ledger pedestals

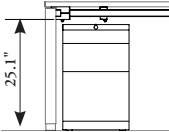
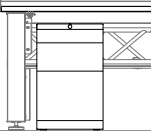
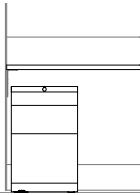
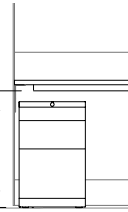
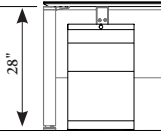
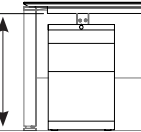



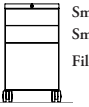
When planning with Ledger Pedestals below worksurfaces, careful attention should be given to the overall height of the pedestal. Each of Teknion's Systems and Benching products offers different underworksurface heights and District and Leverage require reinforcement channels after certain widths. Refer to the support section of the District and Leverage application guide for reinforcement channel requirements. The following outlines Ledger Pedestal compatibility with Interpret, Marketplace, Leverage and District.

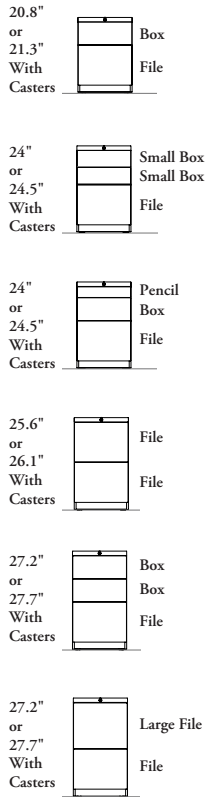


Mobile Pedestal with Cushion (LPCN)	 23.1" Small Box File					
	 24.8" Box File					
	 26.3" Pencil Small Box File					
Mobile Pedestal with Seat (LPKN)	 23.8" Small Box File					
	 25.4" Box File					
Mobile Personal Cubby (LMPC) with seat cushion	 21.5" Door					
	 21.5" Side Drawer					

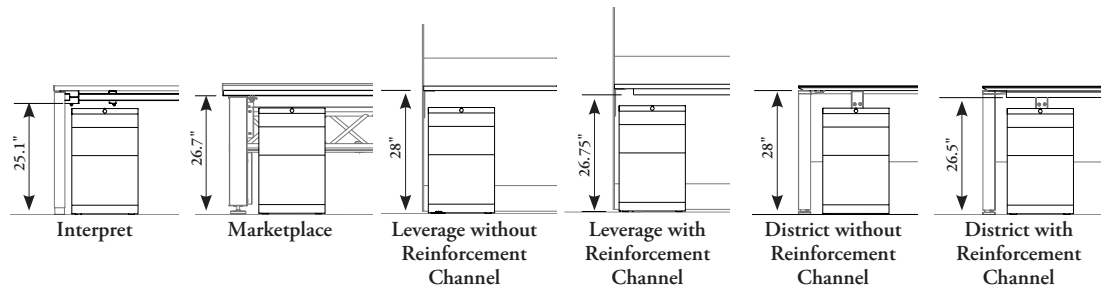


planning with ledger pedestals (continued)

							
		Interpret	Marketplace	Leverage without Reinforcement Channel	Leverage with Reinforcement Channel	District without Reinforcement Channel	District with Reinforcement Channel
Mobile Pedestal (LPWN)	 21.6" Small Box File						
	 23.2" Box File						
	 24.8" Pencil Small Box File						
	 26.4" Small Box Small Box File						

[illegible]

# planning with ledger pedestals (continued)



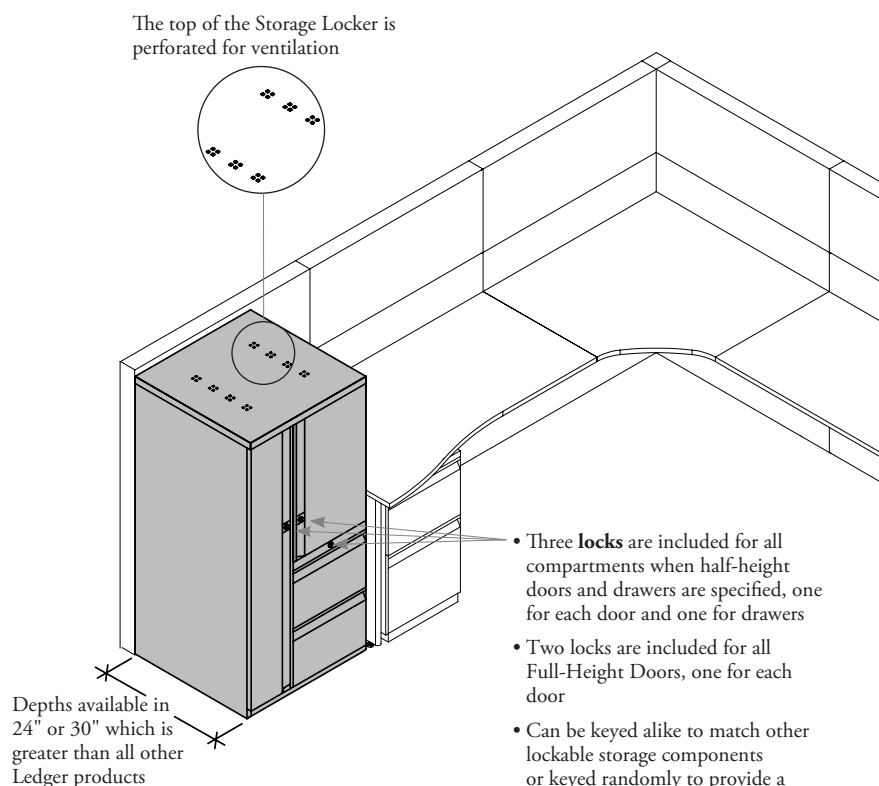
Stretch Pedestal (LPS) 17.6" Extra Large File 20.8" Box File 25.6" File File 27.2" Box Box File 27.2" Large File File					
Combo Pedestal (LPC) 27.2" Box Box File File					

## storage locker basics

**Storage Lockers combine wardrobe, cabinet and storage and come complete with a coat rod and shelf to accommodate personal items.**

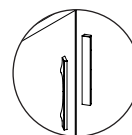
- Available in a variety of configurations including full-height or half-height doors with drawers as well as lockers with front and side storage
- All drawer heights are based on a 1.6" module
- Cabinet walls are slotted in 1.6" height increments for shelf adjustment

### Storage Lockers (LSL)



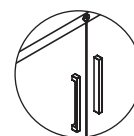
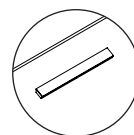
- Three **locks** are included for all compartments when half-height doors and drawers are specified, one for each door and one for drawers
- Two locks are included for all Full-Height Doors, one for each door
- Can be keyed alike to match other lockable storage components or keyed randomly to provide a dedicated lock
- Individual locks are available for file drawers only and will be keyed randomly

Three **handle styles** are available: District handle pull, rectangular handle pull and a distinctive full pull which makes opening and closing effortless from any position



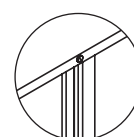
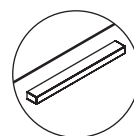
#### District Handle Pull

- Not available on metal fronts
- Platinum finish



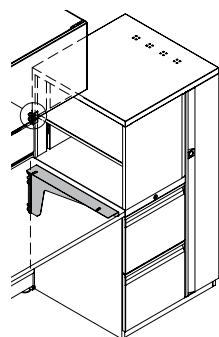
#### Rectangular Handle Pull

Platinum finish



#### Full Pull

- Available on metal fronts only
- Finished to match drawer/door front

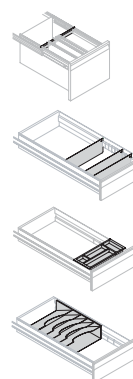


#### Supporting Locker Bracket (LLB)

used in combination with Ledger Storage Lockers (LSLF, LSLS) provides a support at the end of a run of panel-mounted worksurfaces

#### Pedestal Accessories (LPA)

- **Hanging File Bar (LPAB)** permits hanging letter- or legal-size files in the file drawer
- **Drawer Divider (LPAS)** sections the box file into separate compartments
- **Pencil Tray (LPAT)** organizes small work tools in any size drawer
- **Stationary Inserts (LPAK)** divisional inserts for sorting paper. Come in packs of 8 (Depth 18" ), 9 (Depth 22" ) or 12 (Depth 28" )

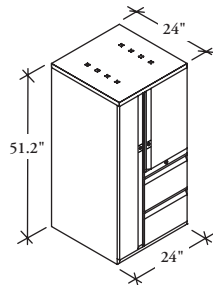


If Hanging File bar, Drawer Divider or Pencil tray is specified, drawer depth **cannot** be changed.

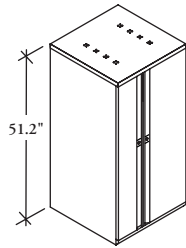
# storage locker configurations & lock charts

Ledger Storage Lockers cater to diverse storage requirements. A variety of styles are available.

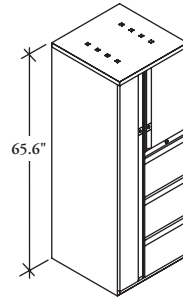
## storage locker (LSL)



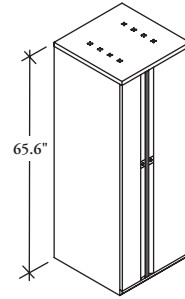
Left Wardrobe  
Half Height Door  
File, File  
3-4 Locks



Left Wardrobe  
Full Height Door  
File, File  
2 Locks

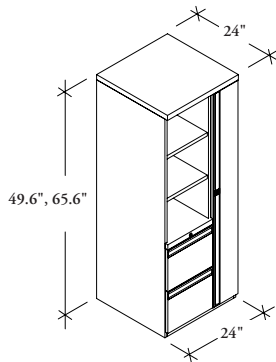


Left Wardrobe  
Half Height Door  
File, File, File  
3-5 Locks

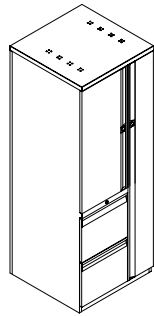


Left Wardrobe  
Full Height Door  
File, File, File  
2 Locks

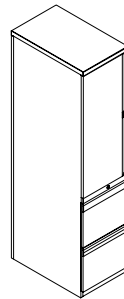
## open storage locker – front (LSLF)



File, File – Open Shelf,  
Right Wardrobe,  
24" Wide  
2-3 Locks

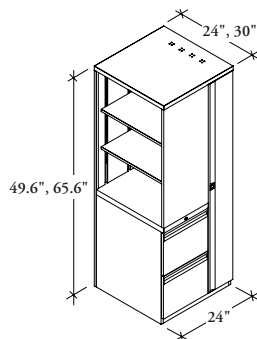


File, File – Metal Door  
Right Wardrobe,  
24" Wide  
3-4 Locks

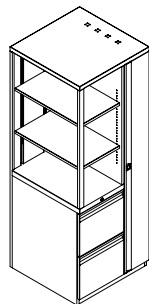


File, File – Metal Door  
No Wardrobe,  
15" Wide  
2-3 Locks

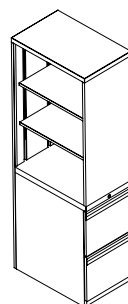
## open storage locker – side (LSLS)



File, File,  
Right Wardrobe,  
Side Open Shelf,  
24" Wide  
2-3 Locks



File, File,  
Right Wardrobe,  
Front and Side Open  
Shelf, 24" Wide  
2-3 Locks



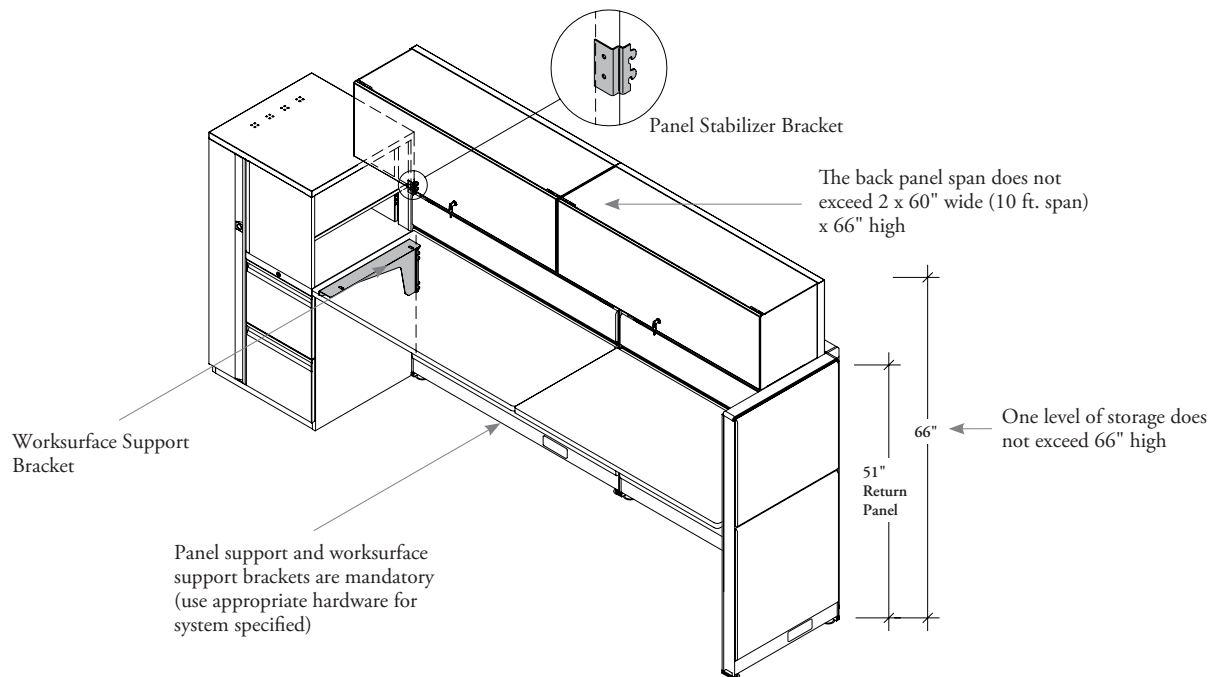
File, File,  
Side Open Shelf, Left open  
15" Wide  
1-2 Locks

## planning with storage lockers

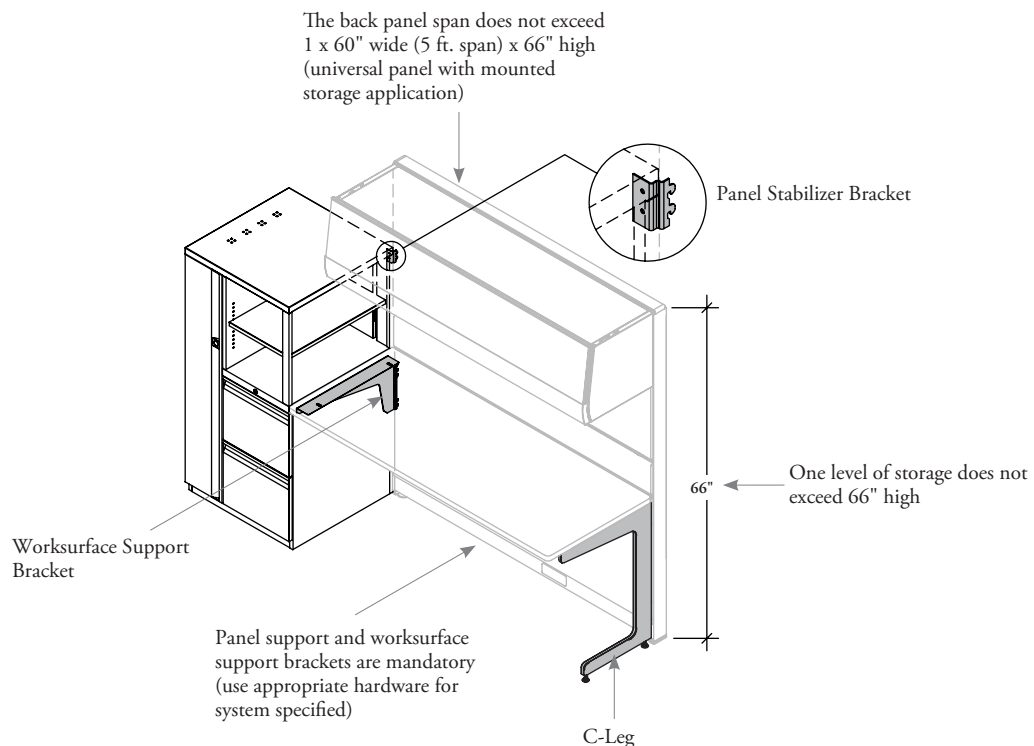
Ledger Storage Lockers can be attached to a worksurface with a supporting Locker Bracket (LLB). The following images outline the restrictions that apply when using this method of support.

The Supporting Locker Bracket (LLB) consists of the worksurface support bracket and the panel stabilizer bracket

### supporting locker bracket and return panel



### supporting locker bracket and c-leg

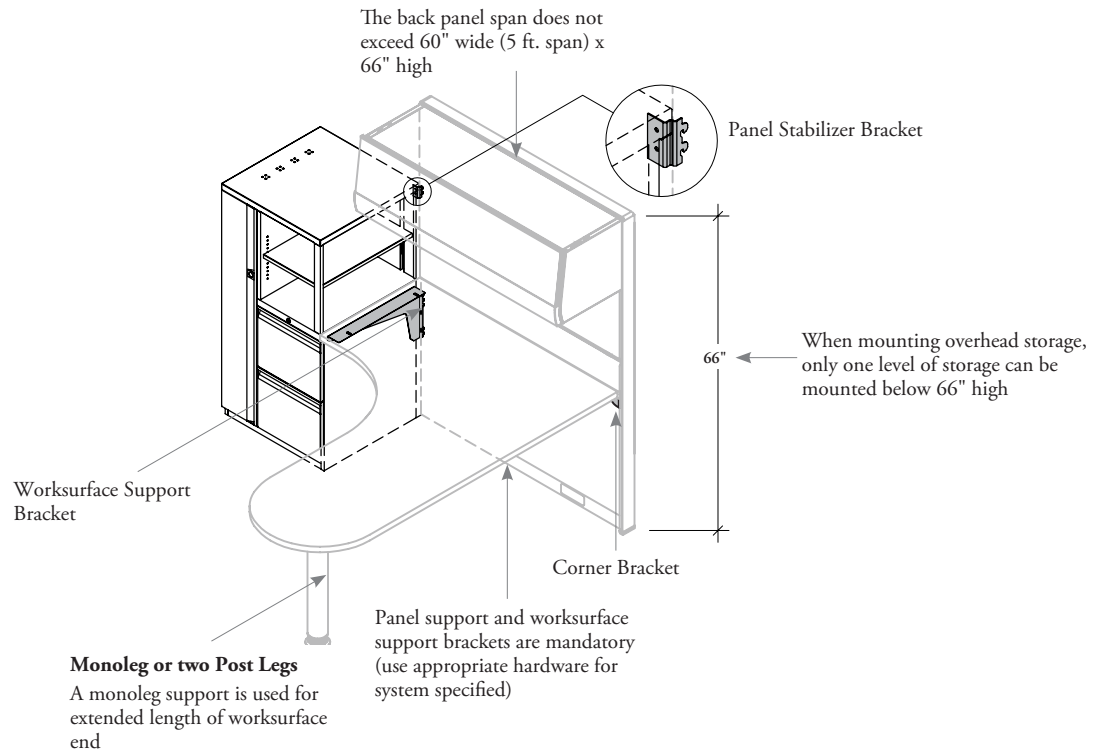


## planning with storage lockers (continued)

Ledger Storage Lockers can be attached to a worksurface with a supporting Locker Bracket (LLB). The following images outline the restrictions that apply when using this method of support.

The Supporting Locker Bracket (LLB) consists of the worksurface support bracket and the panel stabilizer bracket

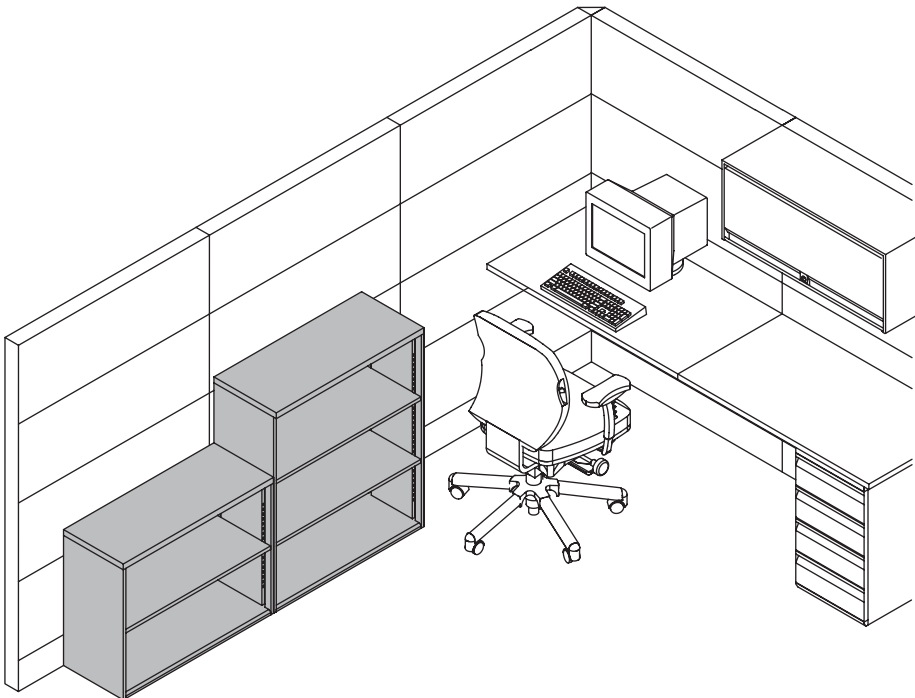
### supporting locker bracket and corner return worksurface



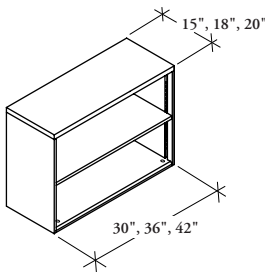
# bookshelf basics

The Bookshelf provides easily-accessible binder and book storage within the workstation or general office.

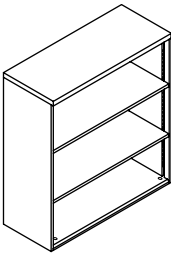
- Five shelf configurations are available: Two-High, Three-High, Four-High, Five-High and Six-High
- Each configuration is available in Letter-Height, Combination-Height and Binder-Heights to match other Ledger storage units
- Shelves are adjustable and can be moved in .8" increments
- Leveler caps are not included. They can be ordered through a special request and are available in Black only.



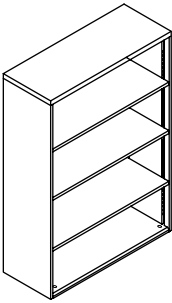
Bookshelf (LBT)



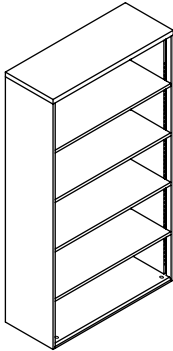
**Two-High**  
Letter-Height: 25.6"  
Combo-Height: 27.2"  
Binder-Height: 28.8"



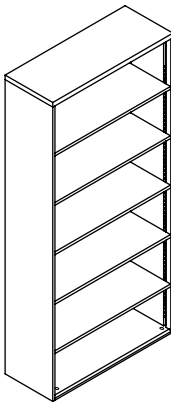
**Three-High**  
Letter-Height: 36.8"  
Combo-Height: 40"  
Binder-Height: 41.6"



**Four-High**  
Letter-Height: 48"  
Combo-Height: 51.2"  
Binder-Height: 56"



**Five-High**  
Letter-Height: 62.4"  
Combo-Height: 65.6"  
Binder-Height: 72"



**Six-High**  
Letter-Height: 75.2"



# ledger finishes

Ledger storage units are available in a variety of finish colors. Codes must be included in the order.

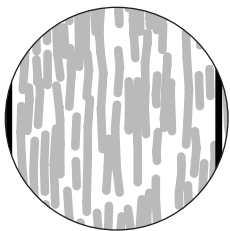
- Case and metal fronts are available in Satin, Satin Mica, Textured and Textured Mica colors
- Flintwood fronts are available in a selection of Standard and Cathedral Flintwood stains
- Drawer accessories are Grey and casters are Black
- The District and Rectangular handle pulls have a Platinum finish and Full Pull will be finished to match the drawer front
- Mobile Pedestal with Seat is available in Teknion's Standard Seating fabrics and leather, rubber pull is Black

## Storage Lockers

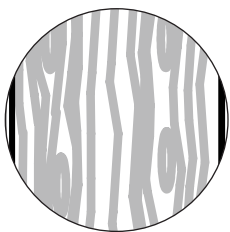
- If Flintwood finish fronts are specified, all fronts will match. All metal fronts will have a metal finish to match the case
- Tambour doors are finished in Platinum

## Lateral Files

- Flintwood fronts may only be specified on 18" deep cases
- Flintwood fronts cannot be specified on lateral files with receding fronts



Standard Flintwood



Cathedral Flintwood

## Add-On Storage Cabinets

- Flintwood fronts are not available on Add-On Storage Cabinets
- Shelf (Two-High cabinet) will be finished to match the case

## Combination Cabinets

- Flintwood fronts are not available on Combination Cabinets
- Shelves will be finished to match the case

## Storage and Wardrobe Cabinets

- Flintwood fronts may only be specified on 18" deep cases
- Shelves will be finished to match the case

## Bookshelf

Available in a variety of Satin, Satin Mica, Textured and Textured Mica colors

