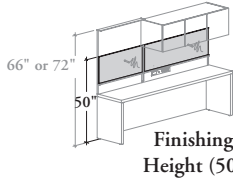
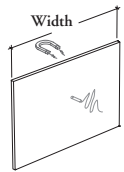


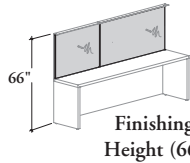
mounted storage & accessories

Z E P W P

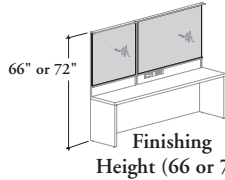
Porcelain Markerboard – Wall Panel Mounted



Finishing Height (50)



Finishing Height (66)



Finishing Height (66 or 72)

Wall Panel (A) and

Wall Panel for Mounted Overhead Cabinet (O)

This markerboard provides an erasable and a magnet message board.

WHAT'S INCLUDED

1 markerboard, 1 foam tape strip, extrusion, double face tape, and element listed below:

Wall Panel (A)		
Wall Panel for Mounted Overhead Cabinet (O)		
50" h	66" h	72" h
4 (30 to 48 w.) or 8 (54 to 84 w.)	8	8

Rear Earth Magnet

WHAT'S EXCLUDED

Wall Panel for Mounted Overhead Cabinet and Wall Panel.

NOTES

The width of the markerboard, when a Wall Panel for Mounted Overhead Cabinet is specified, comes 2 mm shorter to allow using the wire cover.

When Wall Style option (O) is specified, the Finishing Height option 66" or 72" is not available.

PRODUCT OPTIONS

Wall Style	Starting Height	Finishing Height	Width
A Wall Panel	M 29" high	50 Align with bottom of Mounted Overhead Cabinet	30, 36, 42, 48, 54, 60, 66, 72, 78, 84
O Wall Panel for Mounted Overhead Cabinet	R From Accessory Rail or Power and Data Over Worksurface	66 Without Overhead Cabinet	
		72 Without Overhead Cabinet	

SAMPLE ORDER CODE

ZEPWP A	R	72	54
---------	---	----	----

DIMENSIONS INCHES / MM

Fh	W
50 / 1270	30 / 762
50 / 1270	36 / 914
50 / 1270	42 / 1067
50 / 1270	48 / 1219
50 / 1270	54 / 1372
50 / 1270	60 / 1524
50 / 1270	66 / 1676
50 / 1270	72 / 1829
50 / 1270	78 / 1981
50 / 1270	84 / 2134
66 / 1676	30 / 762
66 / 1676	36 / 914
66 / 1676	42 / 1067
66 / 1676	48 / 1219
66 / 1676	54 / 1372
66 / 1676	60 / 1524
66 / 1676	66 / 1676
66 / 1676	72 / 1829
66 / 1676	78 / 1981
66 / 1676	84 / 2134

PRICING

FROM ACCESSORY RAIL OR POWER AND DATA OVER WORKSURFACE (R)	29" HIGH (M)
457	464
464	474
571	579
579	589
771	779
778	786
786	794
793	803
967	977
976	985
771	779
779	787
786	991
794	1000
1120	1129
1129	1137
1304	1312
1310	1320
1651	1660
1658	1667

Pricing is continued on the following page.

Z E P W P

**Porcelain Markerboard –
Wall Panel Mounted (Continued)**

**DIMENSIONS
INCHES / MM**

Fh	W
72 / 1829	30 / 762
72 / 1829	36 / 914
72 / 1829	42 / 1067
72 / 1829	48 / 1219
72 / 1829	54 / 1372
72 / 1829	60 / 1524
72 / 1829	66 / 1676
72 / 1829	72 / 1829
72 / 1829	78 / 1981
72 / 1829	84 / 2134

PRICING

FROM ACCESSORY RAIL OR POWER AND DATA OVER WORKSURFACE (R)	29" HIGH (M)
778	786
785	793
990	998
996	1005
1128	1136
1135	1145
1309	1319
1319	1327
1657	1666
1666	1675