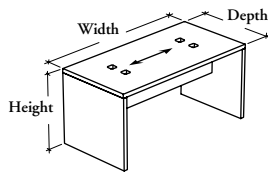


# tables

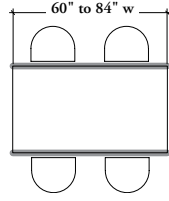
**Xpress**

## XTHD

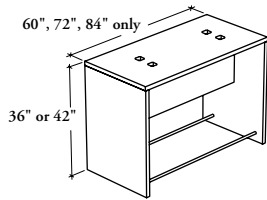
### Hub Table – Double-Sided



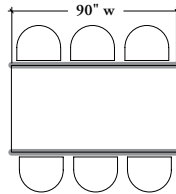
No Footrest (N)



Four Users



With Footrest (W)



Six Users

Hub Table allows versatile applications for meeting, individual works in library or common areas.

#### WHAT'S INCLUDED

1 worksurface, 2 gables with levelers, 1 modesty panel (as specified), 1 footrest (as specified), 1 cable pass-through (if applicable), wire management clips and mounting hardware.

#### WHAT'S EXCLUDED

Power Modules or Duo Grommets – Square.

#### NOTES

The 1 1/2" gable thicknesses are **not** available in all Source Laminate colors. Refer to the Application Guide for details.

The 1 9/16" (X) thickness is **not** available in all Foundation Laminate and Edge Trim colors. Refer to the Application Guide for details.

**Not all finishes** are available in Xpress, see Xpress catalogue and/or specification software for details.

#### PRODUCT OPTIONS

Worksurface Thickness	Depth	Width	Height	Modesty Panel Height	Footrest Option
X 1 9/16"	30, 36, 42, 48	060, 066, 072, 078, 084, 090	29, 36, 42	H Half-Height	N No Footrest W With Footrest

#### SAMPLE ORDER CODE

<b>XTHD X</b>	<b>30</b>	<b>066</b>	<b>36</b>	<b>H</b>	<b>N</b>
---------------	-----------	------------	-----------	----------	----------

#### PRODUCT OPTIONS CONTINUED

Cut-Out Style	Worksurface Finish	Edge Trim Style	Edge Trim Finish	Gable Finish	Modesty Panel Finish
<b>NN</b> No Cut-Out	Foundation Laminate	<b>6</b> Straight Trim	Edge Trim Colors (for Straight Trim only)	Source Laminate	Source Laminate
<b>P1</b> One Power/Data Center Cut-Out (per side)	Flintwood	<b>9</b> Flintwood Flat Trim		Flintwood	Flintwood
<b>S1</b> One Square Cut-Out (per side)					
<b>S2</b> Two Square Cut-Outs (per side) (Shown)					
<b>S3</b> Three Square Cut-Outs (per side)					

#### SAMPLE ORDER CODE CONTINUED

<b>NN</b>	<b>LW</b>	<b>6</b>	<b>ST</b>	<b>XS</b>	<b>XS</b>
-----------	-----------	----------	-----------	-----------	-----------

See Pricing on the following page.

**XTHD**  
**Hub Table – Double-Sided**  
**(Continued)**

**DIMENSIONS – INCHES**  
**FOR MM X BY 25.4**

D	W	H
30	60	29
30	66	29
30	72	29
30	78	29
30	84	29
30	90	29
36	60	29
36	66	29
36	72	29
36	78	29
36	84	29
36	90	29
42	60	29
42	66	29
42	72	29
42	78	29
42	84	29
42	90	29
48	60	29
48	66	29
48	72	29
48	78	29
48	84	29
48	90	29
30	60	36
30	66	36
30	72	36
30	78	36
30	84	36
30	90	36
36	60	36
36	66	36
36	72	36
36	78	36
36	84	36
36	90	36

**PRICING**

<b>1 9/16" (X)</b>	
<b>HALF-HEIGHT (H)</b>	
<b>NO FOOTREST (N)</b>	
Foundation Laminate	Flintwood
1983	2828
2085	3017
2191	3163
2299	3346
2404	3494
2509	3638
2230	3137
2350	3339
2471	3497
2590	3658
2709	3876
2828	4039
2480	3444
2614	3618
2746	3851
2881	4028
3015	4200
3148	4375
2729	3714
2876	3964
3025	4150
3171	4340
3320	4578
3467	4763
2154	3001
2263	3194
2374	3342
2485	3532
2593	3683
2702	3832
2426	3335
2551	3538
2673	3702
2797	3869
2921	4092
3046	4255

UPCHARGE FLINTWOOD GABLE	UPCHARGE FLINTWOOD MODESTY PANEL
1279	647
1279	771
1279	791
1279	863
1279	975
1279	992
1666	647
1666	771
1666	791
1666	863
1666	975
1666	992
1924	647
1924	771
1924	791
1924	863
1924	975
1924	992
2127	647
2127	771
2127	791
2127	863
2127	975
2127	992
1680	844
1680	870
1680	985
1680	1073
1680	1163
1680	1189
1958	844
1958	870
1958	985
1958	1073
1958	1163
1958	1189

Pricing is continued on the following page.

## XTHD

### Hub Table – Double-Sided (Continued)

DIMENSIONS – INCHES  
FOR MM X BY 25.4

PRICING

DIMENSIONS – INCHES FOR MM X BY 25.4			PRICING		UPCHARGE FLINTWOOD GABLE	UPCHARGE FLINTWOOD MODESTY PANEL
D	W	H	Foundation Laminate	Flintwood		
<b>1 9/16" (X)</b>						
<b>HALF-HEIGHT (H)</b>						
<b>NO FOOTREST (N) (CONTINUED)</b>						
42	60	36	2698	3664	2307	844
42	66	36	2836	3846	2307	870
42	72	36	2975	4079	2307	985
42	78	36	3110	4261	2307	1073
42	84	36	3248	4439	2307	1163
42	90	36	3387	4618	2307	1189
48	60	36	2971	3956	2400	844
48	66	36	3122	4211	2400	870
48	72	36	3274	4401	2400	985
48	78	36	3426	4594	2400	1073
48	84	36	3579	4835	2400	1163
48	90	36	3730	5028	2400	1189
30	60	42	2301	3149	1939	974
30	66	42	2415	3344	1939	1063
30	72	42	2528	3497	1939	1158
30	78	42	2642	3691	1939	1186
30	84	42	2755	3846	1939	1212
30	90	42	2866	4000	1939	1239
36	60	42	2594	3503	2307	974
36	66	42	2720	3708	2307	1063
36	72	42	2849	3876	2307	1158
36	78	42	2977	4047	2307	1186
36	84	42	3101	4271	2307	1212
36	90	42	3231	4440	2307	1239
42	60	42	2886	3854	2413	974
42	66	42	3026	4039	2413	1063
42	72	42	3169	4277	2413	1158
42	78	42	3310	4460	2413	1186
42	84	42	3454	4642	2413	1212
42	90	42	3592	4825	2413	1239
48	60	42	3175	4164	2520	974
48	66	42	3333	4420	2520	1063
48	72	42	3489	4618	2520	1158
48	78	42	3643	4815	2520	1186
48	84	42	3801	5059	2520	1212
48	90	42	3954	5254	2520	1239

Pricing is continued on the following page.



## X T H D Hub Table – Double-Sided (Continued)

**DIMENSIONS – INCHES  
FOR MM X BY 25.4**

D	W	H
30	60	29
30	66	29
30	72	29
30	78	29
30	84	29
30	90	29
<hr/>		
36	60	29
36	66	29
36	72	29
36	78	29
36	84	29
36	90	29
<hr/>		
42	60	29
42	66	29
42	72	29
42	78	29
42	84	29
42	90	29
<hr/>		
48	60	29
48	66	29
48	72	29
48	78	29
48	84	29
48	90	29
<hr/>		
30	60	36
30	66	36
30	72	36
30	78	36
30	84	36
30	90	36
<hr/>		
36	60	36
36	66	36
36	72	36
36	78	36
36	84	36
36	90	36

**PRICING**

1 9/16" (X)	
HALF-HEIGHT (H)	
WITH FOOTREST (W)	
Foundation Laminate	Flintwood
n/a	n/a
n/a	n/a
n/a	n/a
n/a	n/a
n/a	n/a
n/a	n/a
<hr/>	
n/a	n/a
n/a	n/a
n/a	n/a
n/a	n/a
n/a	n/a
n/a	n/a
<hr/>	
n/a	n/a
n/a	n/a
n/a	n/a
n/a	n/a
n/a	n/a
n/a	n/a
<hr/>	
n/a	n/a
n/a	n/a
n/a	n/a
n/a	n/a
n/a	n/a
n/a	n/a
<hr/>	
3275	4121
3460	4388
3639	4608
3822	4869
4005	5095
4186	5315
<hr/>	
3547	4456
3746	4734
3940	4968
4138	5205
4333	5502
4527	5739

UPCHARGE FLINTWOOD GABLE	UPCHARGE FLINTWOOD MODESTY PANEL
n/a	n/a
n/a	n/a
n/a	n/a
n/a	n/a
n/a	n/a
n/a	n/a
<hr/>	
n/a	n/a
n/a	n/a
n/a	n/a
n/a	n/a
n/a	n/a
n/a	n/a
<hr/>	
n/a	n/a
n/a	n/a
n/a	n/a
n/a	n/a
n/a	n/a
n/a	n/a
<hr/>	
1680	844
1680	870
1680	985
1680	1073
1680	1163
1680	1189
<hr/>	
1958	844
1958	870
1958	985
1958	1073
1958	1163
1958	1189

Pricing is continued on the following page.

XTHD

Hub Table – Double-Sided  
(Continued)

DIMENSIONS – INCHES  
FOR MM X BY 25.4

PRICING

**1 9/16" (X)**  
**HALF-HEIGHT (H)**  
**WITH FOOTREST (W) (CONTINUED)**

	Foundation Laminate	Flintwood
	3821	4787
	4032	5039
	4240	5347
	4449	5598
	4661	5851
	4869	6101
	4092	5077
	4319	5404
	4541	5668
	4763	5932
	4990	6250
	5211	6512
	3422	4270
	3610	4540
	3797	4763
	3978	5029
	4164	5255
	4349	5481
	3716	4623
	3917	4906
	4116	5143
	4313	5384
	4515	5686
	4713	5923
	4006	4975
	4222	5232
	4434	5544
	4647	5798
	4864	6055
	5076	6307
	4298	5285
	4529	5616
	4755	5884
	4983	6152
	5211	6472
	5439	6737

D	W	H
42	60	36
42	66	36
42	72	36
42	78	36
42	84	36
42	90	36
48	60	36
48	66	36
48	72	36
48	78	36
48	84	36
48	90	36
30	60	42
30	66	42
30	72	42
30	78	42
30	84	42
30	90	42
36	60	42
36	66	42
36	72	42
36	78	42
36	84	42
36	90	42
42	60	42
42	66	42
42	72	42
42	78	42
42	84	42
42	90	42
48	60	42
48	66	42
48	72	42
48	78	42
48	84	42
48	90	42

UPCHARGE FLINTWOOD GABLE	UPCHARGE FLINTWOOD MODESTY PANEL
2307	844
2307	870
2307	985
2307	1073
2307	1163
2307	1189
2400	844
2400	870
2400	985
2400	1073
2400	1163
2400	1189
1939	974
1939	1063
1939	1158
1939	1186
1939	1212
1939	1239
2307	974
2307	1063
2307	1158
2307	1186
2307	1212
2307	1239
2413	974
2413	1063
2413	1158
2413	1186
2413	1212
2413	1239
2520	974
2520	1063
2520	1158
2520	1186
2520	1212
2520	1239