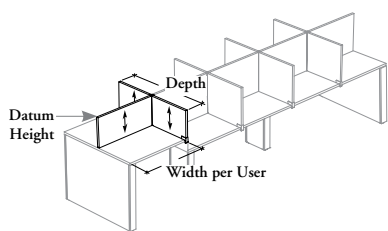


# library tables

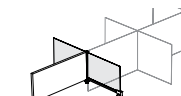
**Xpress**

## XLCDA

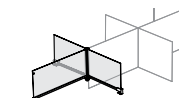
### ADA Carrel Dividers – Double-Sided



Solid (SS)



Solid with Glass Return (SG)



Glass (GG)

Carrel Dividers provide space division for specifically ADA Extension.

#### WHAT'S INCLUDED

Glass and/or solid screens pieces, columns, extrusions (for glass screen), worksurface connectors and mounting hardware.

#### WHAT'S EXCLUDED

Double-Sided ADA Extension for Library Table, Solid Supporting End Screen and End Screens.

#### NOTES

Carrel End Screens or Carrel Supporting End Screens must be specified with ADA mounting option (A) to be compatible with ADA Carrel Dividers.

When Solid (SS) Carrel Configuration is specified, only Source Laminate or Flintwood Back Division Finish is available.

When Solid (SS) Carrel Configuration and Source Laminate Back Division Finish are specified, only Source Laminate Lateral Division Finish is available.

When Solid (SS) Carrel Configuration and Flintwood Back Division Finish are specified, only Flintwood Lateral Division Finish is available.

When Solid with Glass (SG) Carrel Configuration is specified, only Source Laminate or Flintwood Back Division Finish is available.

When Solid with Glass (SG) Carrel Configuration is specified, only Satin Glass (FB) Lateral Division Finish is available.

When Glass (GG) Carrel Configuration is specified, only Satin Glass (FB) Back and Lateral Division Finish is available.

When Radius (R) Corner Detail is specified, all Flintwood Finish options are **not** available.

The solid panels are 1" thick. The glass is 1/4" (6 mm) thick tempered glass and is available in Satin (FB) finish only.

All screens must always be specified with the same datum line.

**Not all product options** are available as Xpress, Please see Xpress catalogue and/or specification software for details.

#### PRODUCT OPTIONS

Carrel Configuration	Datum Height	Depth	User Quantity	Width per User
SS Solid	42 (9" high screen)	48, 60	02	36, 42
SG Solid with Glass Return	51 (18" high screen)			
GG Glass				

#### SAMPLE ORDER CODE

XLCDA SS	42	60	02	36
----------	----	----	----	----

#### PRODUCT OPTIONS CONTINUED

Corner Detail	Back Division Finish	Lateral Division Finish	Hardware Finish
R Radius	FB Satin Glass	FB Satin Glass	Foundation
S Standard (Shown)	Source Laminate	Source Laminate	Mica
	Flintwood	Flintwood	Accent

#### SAMPLE ORDER CODE CONTINUED

S	XS	XS	60
---	----	----	----

See Pricing on the following page.

**X L C D A**  
**ADA Carrel Dividers –**  
**Double-Sided (Continued)**

**DIMENSIONS – INCHES**  
**FOR MM X BY 25.4**

H	D	Width per User
42	48	36
42	48	42
42	60	36
42	60	42
51	48	36
51	48	42
51	60	36
51	60	42

**PRICING**

<b>SOLID CARREL (SS)</b>			
<b>SOURCE LAMINATE BACK DIVISION</b>		<b>FLINTWOOD BACK DIVISION</b>	
Standard Corners (S)	Radius Corners (R)	Standard Corners (S)	Radius Corners (R)
<b>2 USERS (02)</b>			
414	414	1659	n/a
421	421	1690	n/a
427	427	1718	n/a
430	430	1747	n/a
599	599	2401	n/a
624	624	2483	n/a
644	644	2506	n/a
666	666	2588	n/a

<b>SOLID WITH GLASS RETURN CARREL (SG)</b>			
<b>SOURCE LAMINATE BACK DIVISION</b>		<b>FLINTWOOD BACK DIVISION</b>	
Standard Corners (S)	Radius Corners (R)	Standard Corners (S)	Radius Corners (R)
<b>2 USERS (02)</b>			
953	1060	1410	n/a
958	1065	1441	n/a
973	1083	1431	n/a
978	1088	1462	n/a
1184	1293	1865	n/a
1206	1317	1948	n/a
1321	1432	2004	n/a
1344	1456	2089	n/a

<b>GLASS CARREL (GG)</b>			
<b>SATIN GLASS BACK DIVISION (FB)</b>			
Standard Corners (S)	Radius Corners (R)		
<b>2 USERS (02)</b>			
1317	1426		
1365	1475		
1338	1448		
1387	1496		
1677	1788		
1754	1866		
1815	1925		
1894	2004		