

The modesty panel provides additional seated privacy.

#### WHAT'S INCLUDED

1 metal modesty panel, 1 built-in cable tray (as specified) and mounting hardware.

#### NOTES

To determine modesty panel width, refer to the Modesty Panels & Electrical Tray Compatibility Chart in the Application Guide.

If the Casual Linking Devices or Post Legs are used with tables, only the Casual (C) Modesty Panel Configuration can be specified.

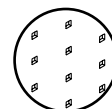
Refer to the Table Accessories Compatibility Chart in the Application Guide to know the compatible products.

Hardware is finished in Black.

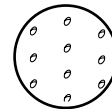
X C M M

## Modesty Panel – Metal

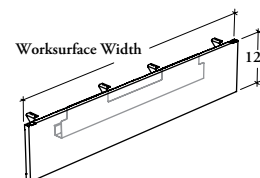
#### Embossed Pattern



Square Solo (201)



Dot Solo (401)



#### PRODUCT OPTIONS

Worksurface Width	Modesty Panel Configuration	Built-In Cable Tray Option	Modesty Panel Style	Embossed Pattern (If Applicable)	Modesty Panel and Built-In Cable Tray Finish
36, 42, 48, 54, 60, 66, 72, 78, 84	C Casual F Flush	C With Built-In Cable Tray (Shown) W Without Built-In Cable Tray	E Embossed N No Embossed (Shown)	201 Square Solo 401 Dot Solo	Foundation Mica Accent

#### SAMPLE ORDER CODE

XCMM 48	F	C	E	201	60
---------	---	---	---	-----	----

#### DIMENSIONS INCHES / MM

#### PRICING

Worksurface Width	CASUAL CONFIGURATION (C)				FLUSH CONFIGURATION (F)			
	WITHOUT BUILT-IN CABLE TRAY (W)		WITH BUILT-IN CABLE TRAY (C)		WITHOUT BUILT-IN CABLE TRAY (W)		WITH BUILT-IN CABLE TRAY (C)	
	No Embossed (N)	Embossed (E)	No Embossed (N)	Embossed (E)	No Embossed (N)	Embossed	No Embossed (N)	Embossed (E)
36 / 914	233	256	282	309	240	266	299	323
42 / 1067	240	266	299	323	249	276	312	339
48 / 1219	249	276	312	339	259	284	328	353
54 / 1372	259	284	328	353	269	296	341	370
60 / 1524	269	296	341	370	278	307	359	387
66 / 1676	278	307	359	387	285	315	371	401
72 / 1829	285	315	371	401	296	326	389	419
78 / 1981	296	326	389	419	307	338	401	432
84 / 2134	307	338	401	432	314	345	419	450