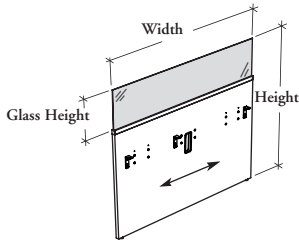
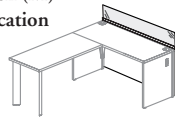


R P S B G

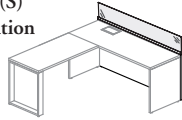
1" Floor Screen with Glass – Back Connection



Modular Desk (M)
Flush Application



Single-Sided Spine Desk (S)
Flush Application



This Floor Screen attaches to the back of a Modular or Single-Sided Spine Desk to provide space division. The glass screen added on top provides a lighter, frameless alternative to 2" Freestanding Screens.

WHAT'S INCLUDED

1 solid floor screen with glass, 1 cable pass-through ring (as specified), linking device, Modular Desk or Spine Desk mounting hardware (as specified), and levelers.

WHAT'S EXCLUDED

Cable Pass-Through Cover (if applicable).

NOTES

Hardware Finish should be specified to match with the gable or base.

When Spine Desk mounting hardware option (S) is specified, the Cable Pass-Through option (C) is not available.

Pass-Through ring comes in a Platinum Coordinate.

Three width applications are available: flush, extended one side and extended both sides. For details on these applications, see Application Guide of this section.

Frosted (FT) is a 1/4" (6 mm) single-sided etched tempered glass which is facing inward of the workstation.

PRODUCT OPTIONS

Height	Glass Height	Width	Screen Finish	Frame Finish	Mounting Hardware Option	Cable Pass-Through	Hardware Finish
42, 51	09, 13, 22	Flush Application: 24, 30, 36, 42, 48, 54, 60, 66, 72, 78, 84 Extended One Side Application: 25, 31, 37, 43, 49, 55, 61, 67, 73, 79, 85 Extended Both Side Application: 26, 32, 38, 44, 50, 56, 62, 68, 74, 80, 86	Source Laminate	Foundation Mica Glass Finish CL Clear FT Frosted	M Modular Desk S Spine Desk	C Center Pass-Through (Shown) N None	Foundation Mica Coordinate Colors

478

SAMPLE ORDER CODE

RPSBG 42	13	62	XS	E	FT	M	C	E
-------------	----	----	----	---	----	---	---	---

DIMENSIONS INCHES / MM

H	W
42 / 1067	24 / 610
42 / 1067	25 / 635
42 / 1067	26 / 660
42 / 1067	30 / 762
42 / 1067	31 / 787
42 / 1067	32 / 813
42 / 1067	36 / 914
42 / 1067	37 / 940
42 / 1067	38 / 965
42 / 1067	42 / 1067
42 / 1067	43 / 1092
42 / 1067	44 / 1118
42 / 1067	48 / 1219
42 / 1067	49 / 1245
42 / 1067	50 / 1270
42 / 1067	54 / 1372
42 / 1067	55 / 1397

PRICING

13" GLASS HEIGHT	
Clear (CL)	Frosted (FT)
342	411
350	419
354	428
379	461
385	469
394	477
416	510
423	517
428	526
452	558
459	567
465	574
488	607
496	616
500	624
524	656
532	665

DIMENSIONS INCHES / MM

H	W
42 / 1067	56 / 1422
42 / 1067	60 / 1524
42 / 1067	61 / 1549
42 / 1067	62 / 1575
42 / 1067	66 / 1676
42 / 1067	67 / 1702
42 / 1067	68 / 1727
42 / 1067	72 / 1829
42 / 1067	73 / 1854
42 / 1067	74 / 1880
42 / 1067	78 / 1981
42 / 1067	79 / 2007
42 / 1067	80 / 2032
42 / 1067	84 / 2134
42 / 1067	85 / 2159
42 / 1067	86 / 2184

PRICING

Clear (CL)	Frosted (FT)
537	672
590	732
598	743
606	752
636	791
645	801
653	810
684	849
692	861
698	870
730	908
739	917
747	928
775	967
785	976
792	989

Pricing is continued on the following page.

R P S B G

1" Floor Screen with Glass –
Back Connection (Continued)

DIMENSIONS
INCHES / MM

H	W
51 / 1295	24 / 610
51 / 1295	25 / 635
51 / 1295	26 / 660
51 / 1295	30 / 762
51 / 1295	31 / 787
51 / 1295	32 / 813
51 / 1295	36 / 914
51 / 1295	37 / 940
51 / 1295	38 / 965
51 / 1295	42 / 1067
51 / 1295	43 / 1092
51 / 1295	44 / 1118
51 / 1295	48 / 1219
51 / 1295	49 / 1245
51 / 1295	50 / 1270
51 / 1295	54 / 1372
51 / 1295	55 / 1397

PRICING

9" GLASS HEIGHT

Clear (CL)	Frosted (FT)
365	414
372	422
378	430
406	464
411	473
420	480
447	514
454	523
463	531
488	563
496	573
502	581
531	615
537	624
542	632
571	665
578	673

DIMENSIONS
INCHES / MM

H	W
51 / 1295	56 / 1422
51 / 1295	60 / 1524
51 / 1295	61 / 1549
51 / 1295	62 / 1575
51 / 1295	66 / 1676
51 / 1295	67 / 1702
51 / 1295	68 / 1727
51 / 1295	72 / 1829
51 / 1295	73 / 1854
51 / 1295	74 / 1880
51 / 1295	78 / 1981
51 / 1295	79 / 2007
51 / 1295	80 / 2032
51 / 1295	84 / 2134
51 / 1295	85 / 2159
51 / 1295	86 / 2184

PRICING

Clear (CL)	Frosted (FT)
586	683
641	743
651	753
657	762
691	799
698	807
707	816
740	852
749	863
756	871
790	907
799	915
806	927
839	964
846	972
855	979

22" GLASS HEIGHT

51 / 1295	24 / 610
51 / 1295	25 / 635
51 / 1295	26 / 660
51 / 1295	30 / 762
51 / 1295	31 / 787
51 / 1295	32 / 813
51 / 1295	36 / 914
51 / 1295	37 / 940
51 / 1295	38 / 965
51 / 1295	42 / 1067
51 / 1295	43 / 1092
51 / 1295	44 / 1118
51 / 1295	48 / 1219
51 / 1295	49 / 1245
51 / 1295	50 / 1270
51 / 1295	54 / 1372
51 / 1295	55 / 1397

Clear (CL)	Frosted (FT)
373	482
379	494
386	504
415	543
422	555
429	563
456	603
463	615
469	625
497	665
503	674
511	686
538	725
544	735
553	746
581	786
587	797

51 / 1295	56 / 1422
51 / 1295	60 / 1524
51 / 1295	61 / 1549
51 / 1295	62 / 1575
51 / 1295	66 / 1676
51 / 1295	67 / 1702
51 / 1295	68 / 1727
51 / 1295	72 / 1829
51 / 1295	73 / 1854
51 / 1295	74 / 1880
51 / 1295	78 / 1981
51 / 1295	79 / 2007
51 / 1295	80 / 2032
51 / 1295	84 / 2134
51 / 1295	85 / 2159
51 / 1295	86 / 2184

Clear (CL)	Frosted (FT)
592	806
651	874
658	888
668	902
705	957
715	970
724	981
762	1037
771	1051
780	1066
818	1119
828	1133
837	1146
874	1202
882	1215
891	1229