

freestanding storage & accessories

FREESTANDING STORAGE BASICS	140
LAMINATE FREESTANDING STORAGE – FILING DRAWER CAPACITIES	148
METAL FREESTANDING STORAGE – FILING DRAWER CAPACITIES	149
FREESTANDING STORAGE INSIDE CLEARANCE	150
MARKERBOARD – FREESTANDING STORAGE MOUNTED BASICS . . .	152
FREESTANDING STORAGE COMPATIBILITY	154
FREESTANDING STORAGE LOCK CHART	155
FREESTANDING STORAGE PRODUCT OFFERING	156
FREESTANDING STORAGE ACCESSORIES	158
FREESTANDING STORAGE FINISHES	160
FREESTANDING STORAGE GRAIN DIRECTION	162

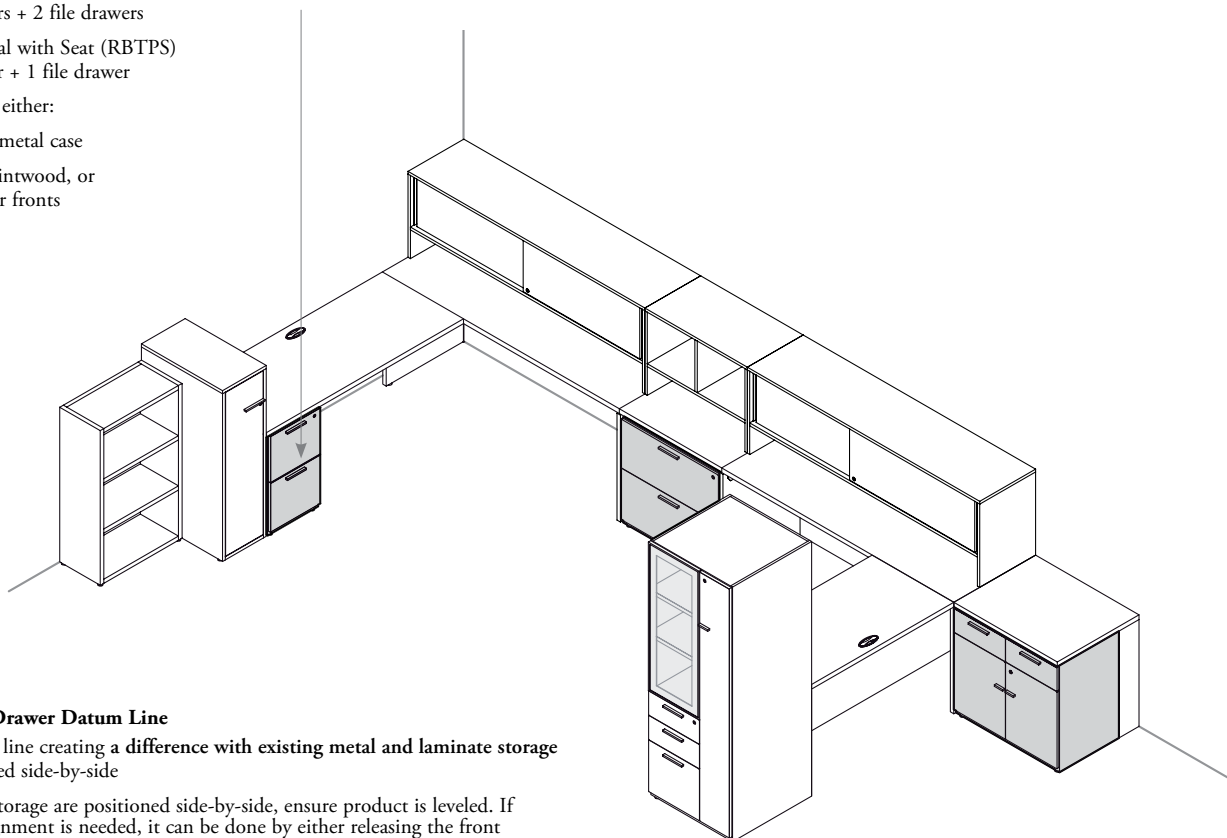
freestanding storage basics

Freestanding Storage is an extensive storage system that responds to a variety of information management needs whether personal, group, team or archival. Freestanding Storage is equally proficient in private office or shared workstation settings and as a standalone storage solution.

- ❗ • All storage dimensions listed are nominal
- Most closed storage products come with a lock and key set and can be keyed alike or randomly
- All Freestanding Storage products include levelers with a minimum adjustment range of 1"
- Come with a central locking system and full extension drawers that can accommodate both letter- and legal-size paper
- Storage and desk must be carefully specified to fit together. Refer to the Compatibility Chart on page 154

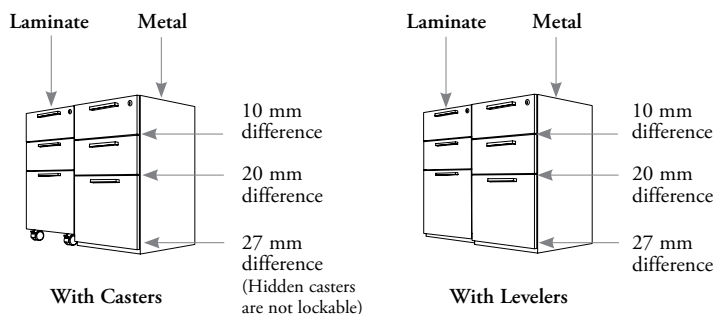
Pedestals

- Types of stationary pedestals:
 - 1 box drawer + 1 file drawer (suspended)
 - 2 box drawers + 1 file drawer
 - 2 file drawers
 - 2 box drawers + 2 file drawers
- Mobile Pedestal with Seat (RBTPS)
 - 1 box drawer + 1 file drawer
- Available with either:
 - laminate or metal case
 - laminate, Flintwood, or metal drawer fronts
- Can be specified with levelers or casters (standard pedestal only)
- Casters are lockable on laminate pedestal only
- Only metal pedestals specified with counterweights do **not** have to be located directly under a worksurface; counterweights are included with mobile metal pedestals



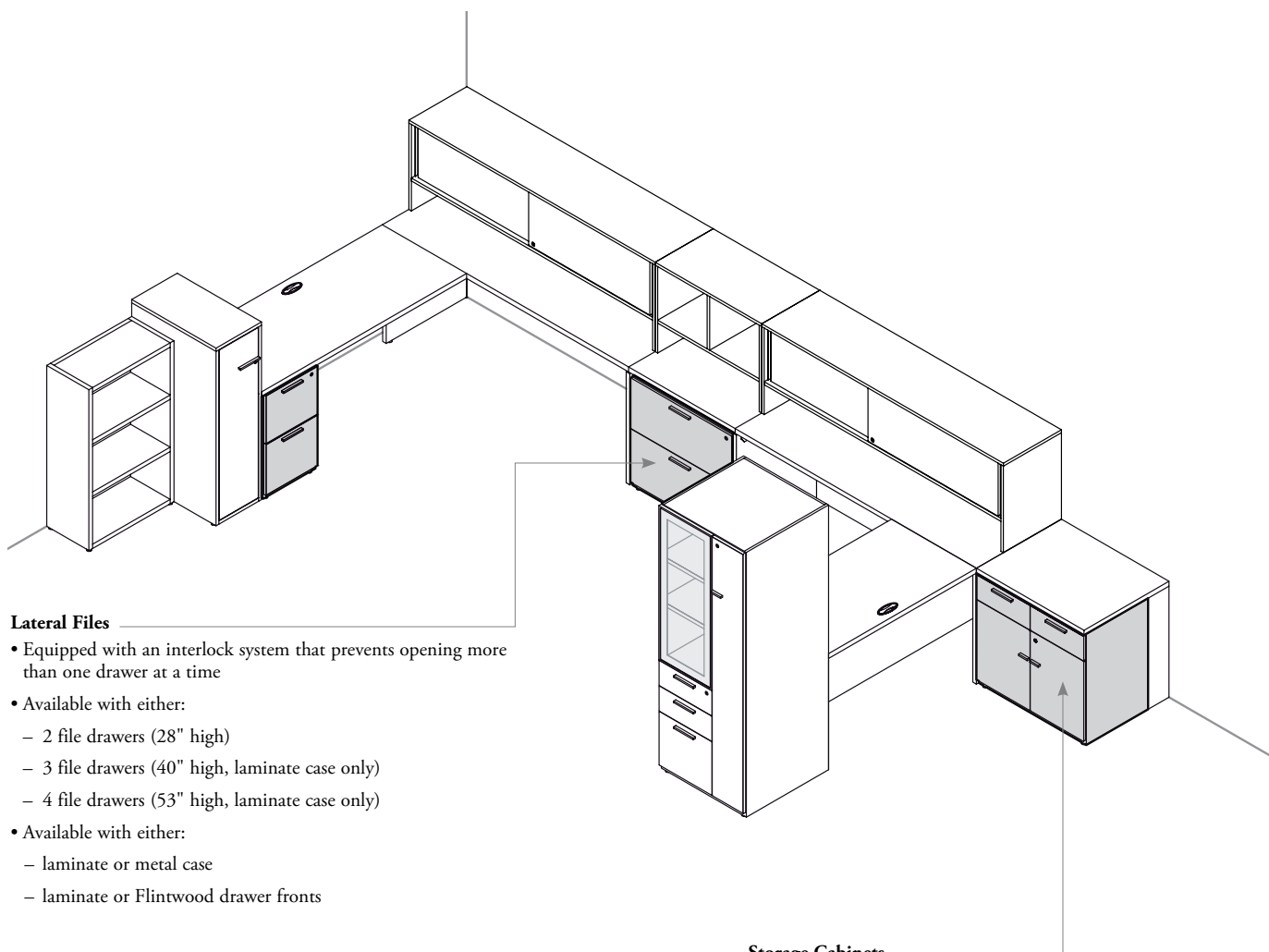
Metal Storage Drawer Datum Line

- Drawer datum line creating a difference with existing metal and laminate storage when positioned side-by-side
- When Metal Storage are positioned side-by-side, ensure product is leveled. If front/door alignment is needed, it can be done by either releasing the front mounting screws, adjusting the front/door and tightening the screws, or by using hinge adjustments to ensure an equal gap



freestanding storage basics (continued)

- ❗ • 28" high storage with drawers must be installed under a desk; other 28" high storage can be installed under a desk or fitted with a top (RSNRT or RSRT)
- All 28" high storage can be used to support one end of a semi-supported desk or worksurface, using the Supported Pedestal Kit (included with desk) to maintain stability



Lateral Files

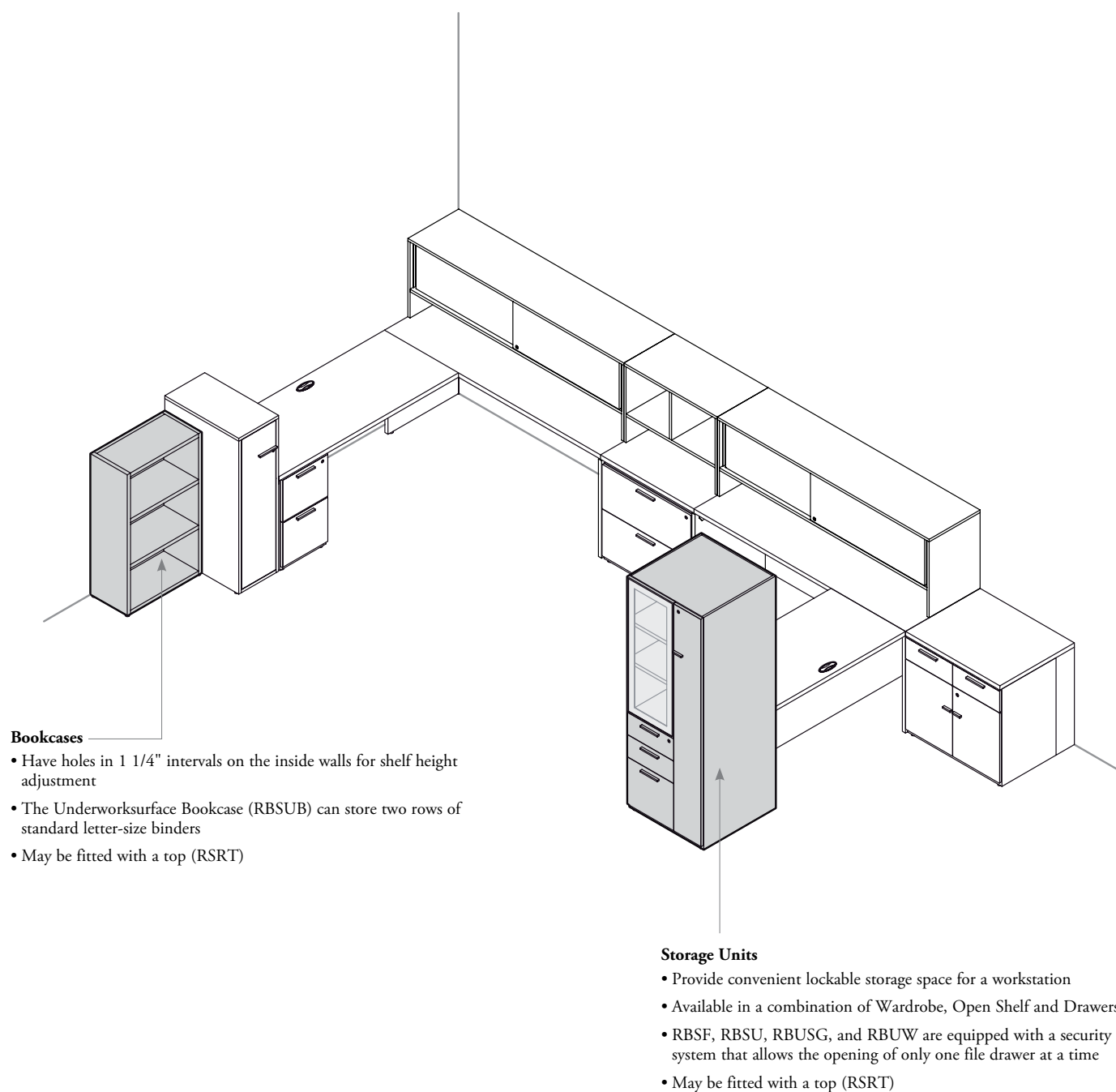
- Equipped with an interlock system that prevents opening more than one drawer at a time
- Available with either:
 - 2 file drawers (28" high)
 - 3 file drawers (40" high, laminate case only)
 - 4 file drawers (53" high, laminate case only)
- Available with either:
 - laminate or metal case
 - laminate or Flintwood drawer fronts

Storage Cabinets

- Offered with or without drawers
- Additional shelves (RSHE) can be specified separately
- Box drawers are **not** lockable

freestanding storage basics (continued)

- ❗ Storage higher than 28" can also be used to support one end of a semi-supported desk or worksurface, using the Hang-On Kit (included with desk) to maintain stability

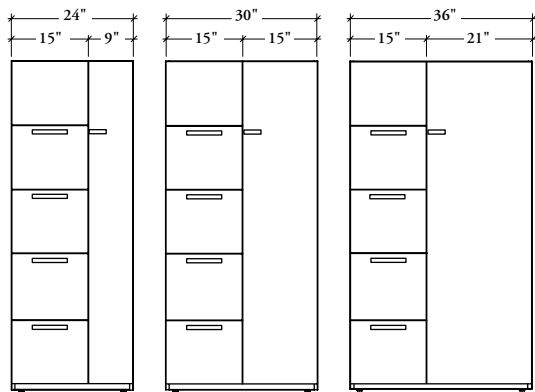


freestanding storage basics (continued)

The following illustrates Expansion Desking Storage Units door & drawer nominal widths.

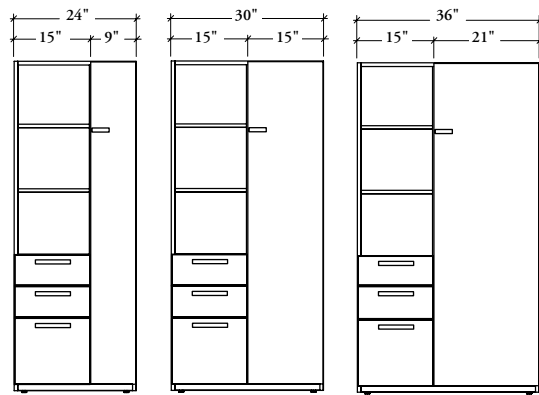
storage units – door & drawer widths

Half Wardrobe Filing Cabinet (RBSF)



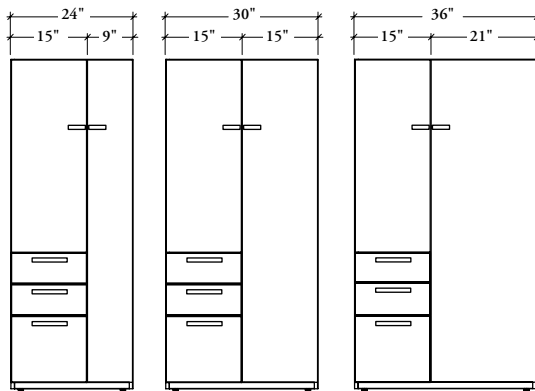
- The 24" to 36" wide half wardrobe filing cabinets are complete with 15" wide file drawers and have one door on the secured storage section
- The 24" wide cabinet has a 9" wide wardrobe, the 30" wide cabinet has a 15" wide wardrobe and the 36" wide cabinet has a 21" wide wardrobe

Half Wardrobe Unit with Drawers – Open Shelves (RBSCO6612) (Shown) or (RBSCO1212)



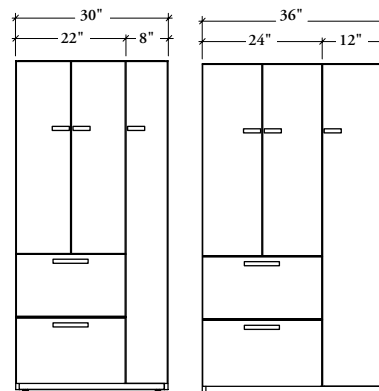
- The 24" to 36" wide half wardrobe units are complete with 15" wide pedestal and no door on open shelves section
- The 24" wide cabinet has a 9" wide wardrobe, the 30" wide cabinet has a 15" wide wardrobe and the 36" wide cabinet has a 21" wide wardrobe

Half Wardrobe Unit with Drawers – Solid Doors (RBSCL6612) (Shown) or (RBSCL1212), Half Wardrobe Unit with Drawers – Glass Doors (RBCGB) or (RBCGF)



- The 24" to 36" wide half wardrobe units are complete with 15" wide pedestal and have one door on the secured storage section
- The 24" wide cabinet has a 9" wide wardrobe, the 30" wide cabinet has a 15" wide wardrobe and the 36" wide cabinet has a 21" wide wardrobe

Storage Unit with Wardrobe – Solid Doors (RBUW)



- The 30" wide storage unit has a 22" wide lateral file drawers and the 36" wide storage unit has a 24" wide lateral file drawers
- The 30" wide cabinet has an 8" wide wardrobe and the 36" wide cabinet has a 12" wide wardrobe

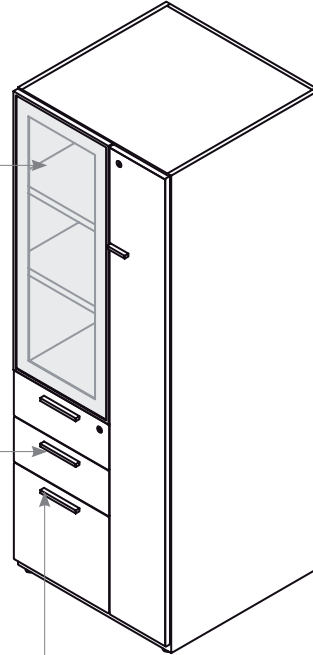
freestanding storage basics (continued)

Glass Doors

- Have **no** pull; a touch-latch on each door is installed for the opening
- Two finishes are available: Standard or Back-Painted glass

Drawers

- All drawers have full extension slides
- File bars are included in each file drawer; quantity is indicated on individual product pages
- Box drawers include pencil tray and divider



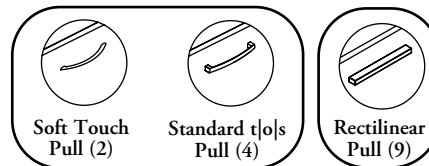
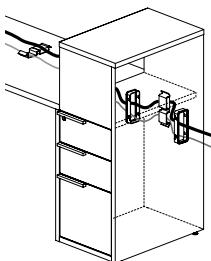
Pull Styles

- Interchangeable within same group
- Pull styles #2 and #4 are **not** available with metal case units

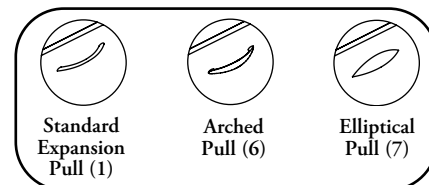


Cable Pass-Through

- Provide openings for electrical wiring and communication cables
- **Cannot** be specified on Freestanding Storage smaller than 24" deep
- Can only be specified with:
 - Supporting Towers (RBHAT or RBHSC)
 - Extended Supporting Towers (RBXT or RBXTC)
 - Stationary Pedestals (RBSPS)
 - Freestanding Towers (RBAT)
 - 28" high Lateral File (RBLF); for details, see individual product pages
- Metal Cable Pass-Through Covers (RAWPC) can be specified separately



OR

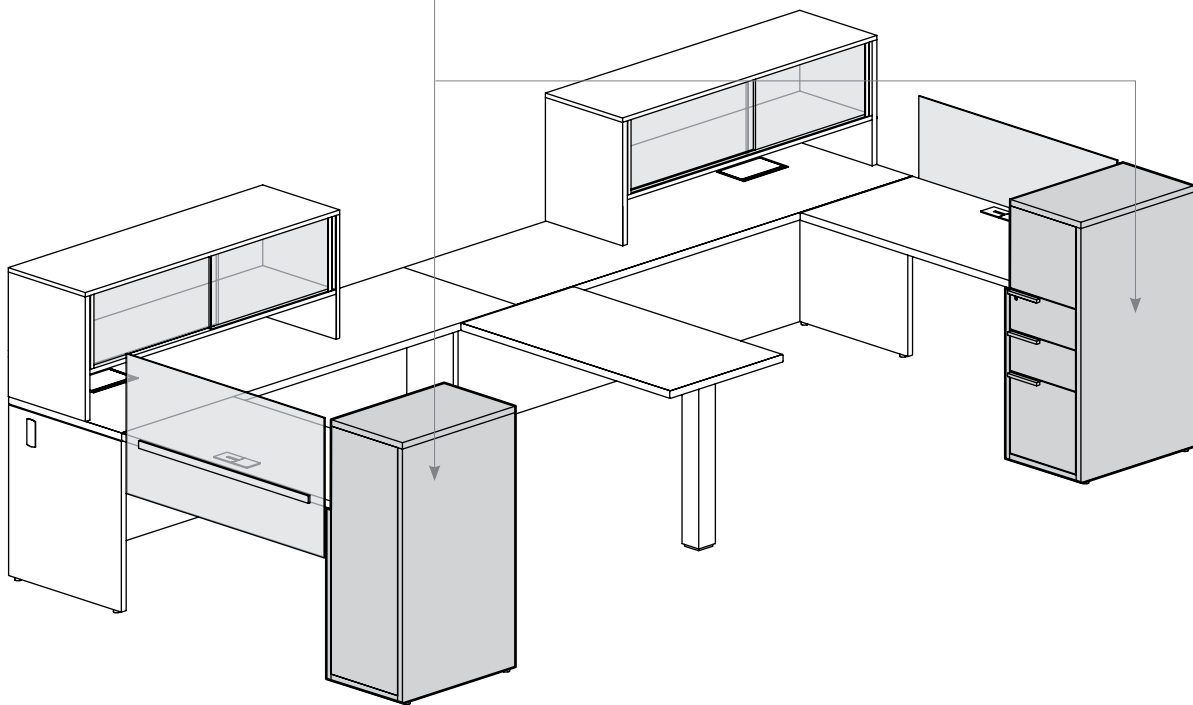
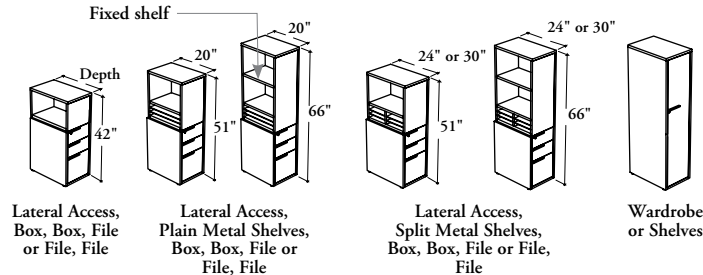


freestanding storage basics (continued)

- ❗ Supporting Storage must be used with a semi-supported desk or worksurface, using the Hang-On Kit (included with desk) to maintain stability
- 15 1/2" dimension must be used with odd widths of Rectangular Worksurfaces or Semi-Supported Desks to provide actual footprints in 6" increments

Supporting Storage

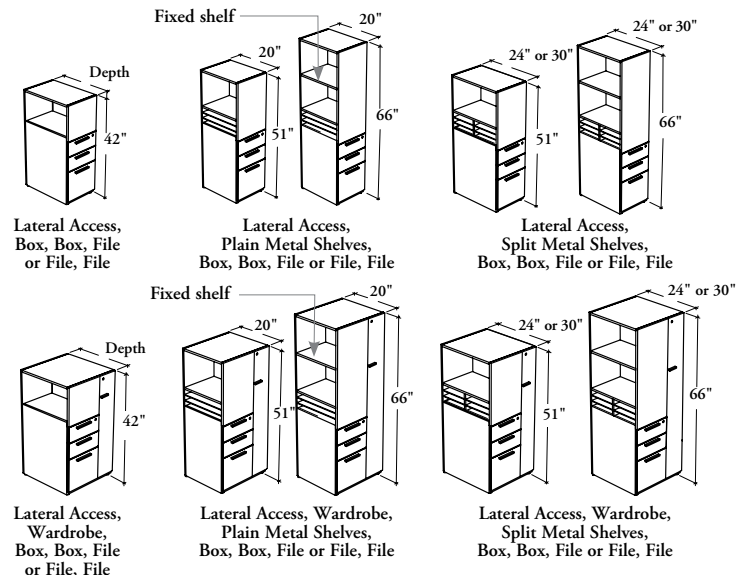
- Available in 29" to 66" heights
- Available in Box, Box, File (6612), File, File (1212), Wardrobe or Shelves configurations
- Must be specified left or right
- Upper section allows letter-size binders
- Rectilinear Pull (#9) is handed



Also available:

Freestanding Tower with Lateral Access and Drawers (RBAT and RBATW)

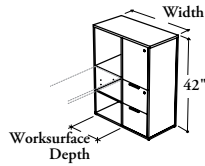
- Available in 42", 51" and 66" heights
- Available in Box, Box, File (6612) or File, File (1212) configurations
- Must be specified left or right
- Upper section allows letter-size binders
- All pulls on drawers are centered
- Only RBATW comes with a wardrobe



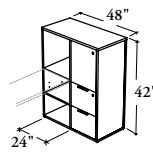
freestanding storage basics (continued)

Extended Supporting Tower with Drawers or Full Door (RBXT and RBXTC)

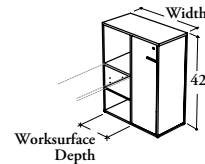
- Available in 42" and 51" heights
- Available with drawers and full door
- Must be specified left or right
- Upper and lower sections allows letter-size binders
- All pulls on drawers are centered
- **Not** all combinations are available; see individual product pages



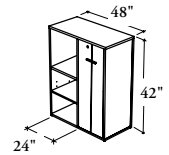
42" w X 24" wd or
48" w X 30" wd,
Lateral Access, Door,
File, File (Shown) or
Box, Box, File



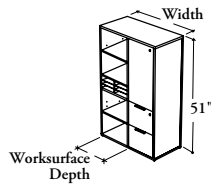
Lateral Access, Doors,
File, File (Shown) or
Box, Box, File



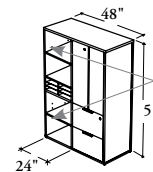
42" w X 24" wd or
48" w X 30" wd,
Lateral Access,
Full Door



Lateral Access,
Full Doors

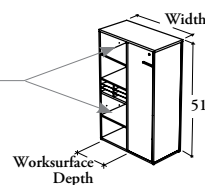


42" w X 24" wd or
48" w X 30" wd,
Lateral Access, Door,
Split Metal Shelves,
File, File (Shown) or
Box, Box, File

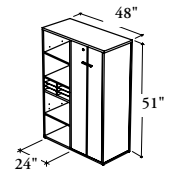


Lateral Access, Doors,
Split Metal Shelves,
File, File (Shown) or
Box, Box, File

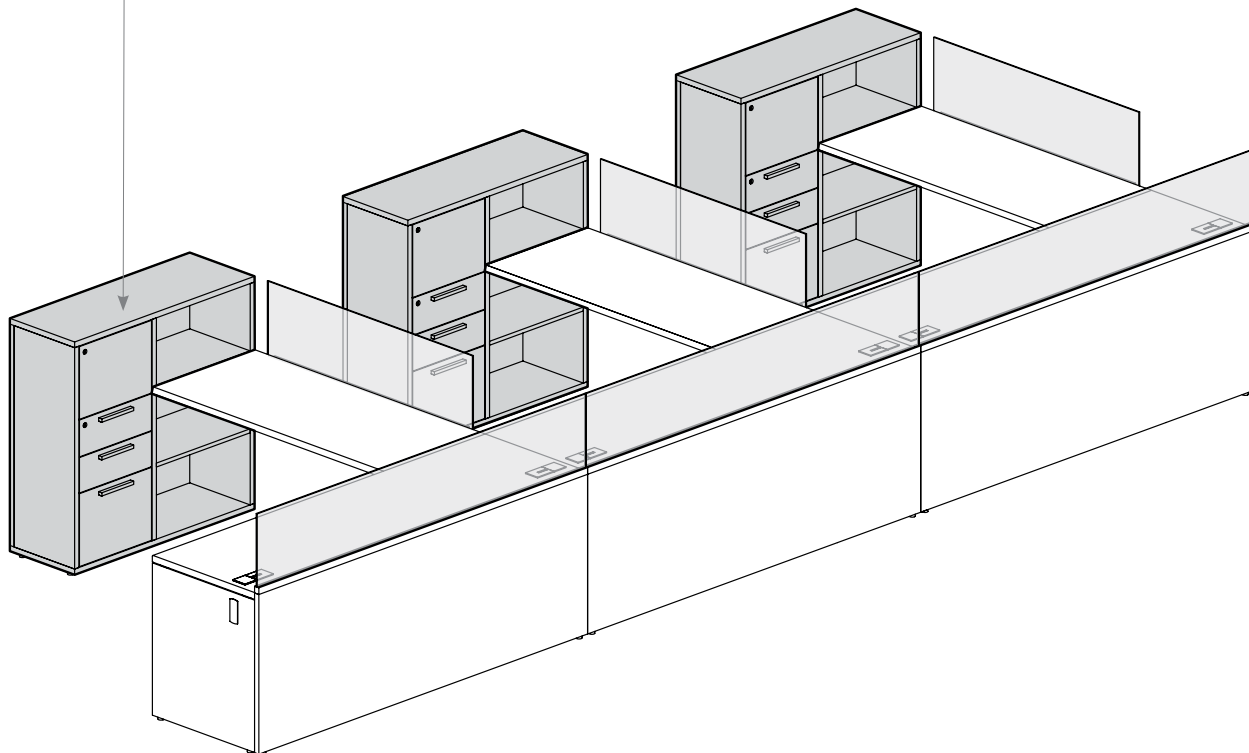
Adjustable
Shelves



42" w X 24" wd or
48" w X 30" wd,
Lateral Access,
Full Door



Lateral Access,
Full Doors

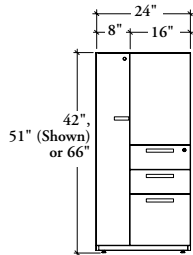


freestanding storage basics (continued)

The following illustrates Expansion Desking Tower door & drawer nominal widths.

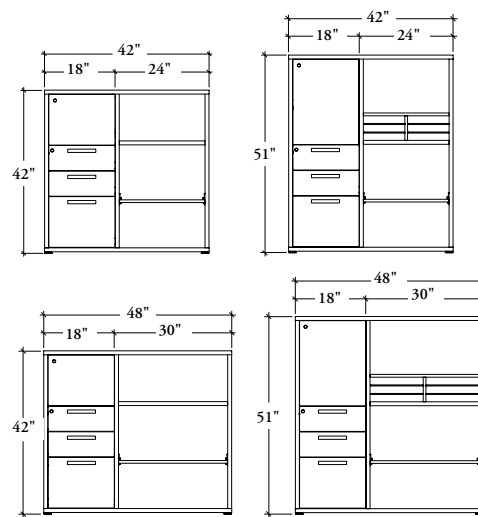
towers – door & drawer widths

Freestanding Tower with Lateral Access, Drawers and Wardrobe (RBATW)



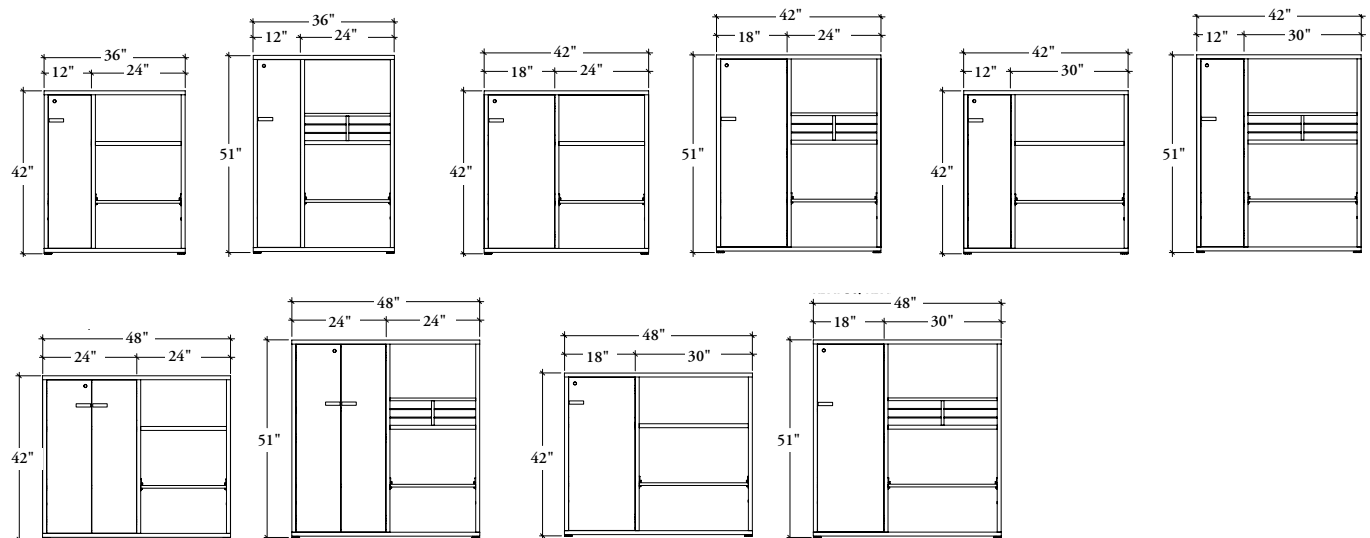
- The 24" wide freestanding towers are complete with 16" wide pedestal and have one fixed front panel
- The 24" wide cabinet has a 8" wide wardrobe

Extended Supporting Tower with Drawers (RBXTB (Shown) or RBXTL)



The 42" or 48" wide Extended Supporting Tower with Drawer are complete with 18" wide pedestal and have one door on the secured storage section

Extended Supporting Tower with Full Door (RBXTS or RBXTW)

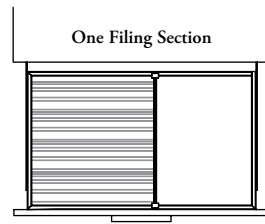


- The 36" to 48" wide Extended Supporting tower with Full Door are complete with 12" to 24" wide wardrobe (W)/shelves (S)
- The 36" wide cabinet has a 12" wide wardrobe, the 42" wide cabinet has a 12" or 18" wide wardrobe and the 48" wide cabinet has a 18" or 24" wide wardrobe

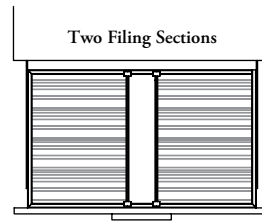
lamine freestanding storage – filing drawer capacities

Lateral file drawer laminate storage capacities are shown below.

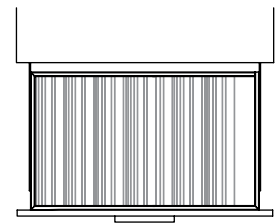
❗ The dimensions listed below are inside drawer



Front-to-Back

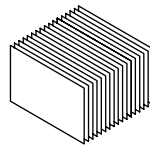
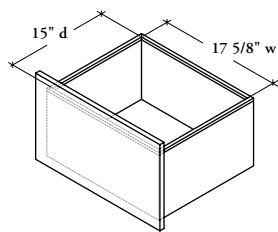


Front-to-Back



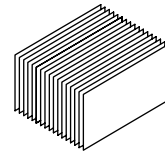
Side-to-Side

22" wide drawer



Paper Sizes Allowed:

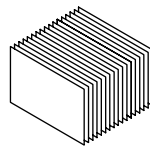
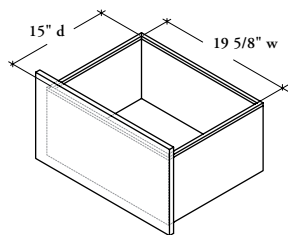
- Letter
- A4
- Legal



Paper Size Allowed:

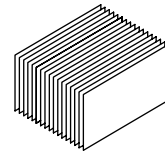
- Legal

24" wide drawer



Paper Sizes Allowed:

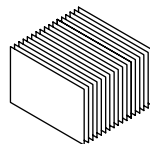
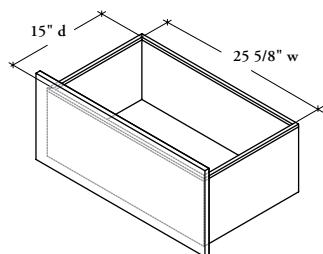
- Letter
- A4
- Legal



Paper Sizes Allowed:

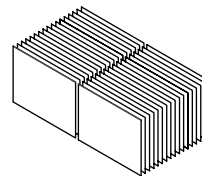
- Letter*
- A4*
- Legal

30" wide drawer



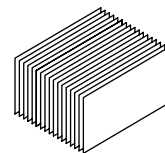
Paper Sizes Allowed:

- A4
- Legal



Paper Size Allowed:

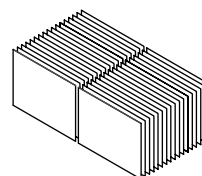
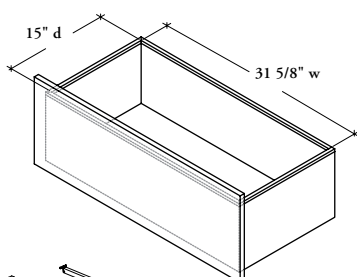
- Letter



Paper Sizes Allowed:

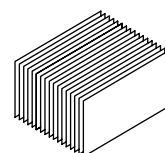
- Letter*
- A4*
- Legal

36" wide drawer



Paper Sizes Allowed:

- Letter
- A4
- Legal



Paper Sizes Allowed:

- Letter*
- A4*
- Legal

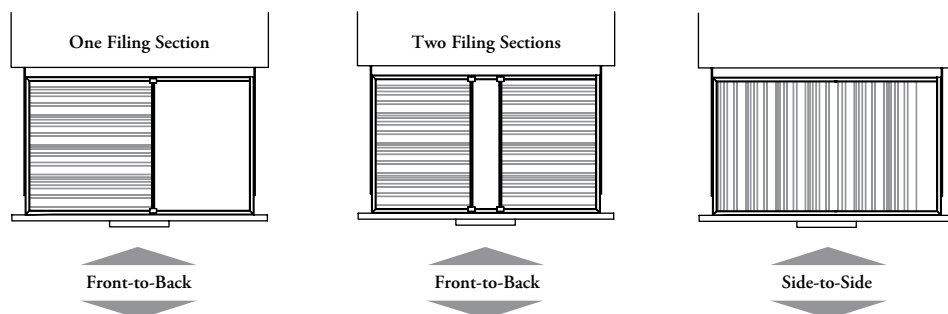


* The Letter or A4 paper size is allowed but require optional Hanging File Bar (RSLB)

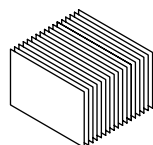
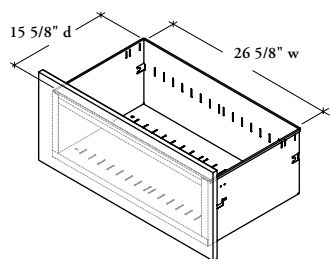
metal freestanding storage – filing storage capacities

Lateral file drawer metal storage capacities are shown below.

❗ The dimensions listed below are inside drawer

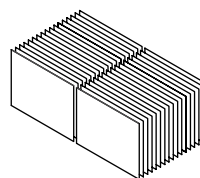


30" wide drawer



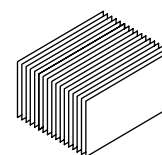
Paper Sizes Allowed:

- A4*
- Legal*



Paper Size Allowed:

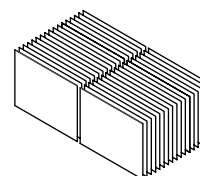
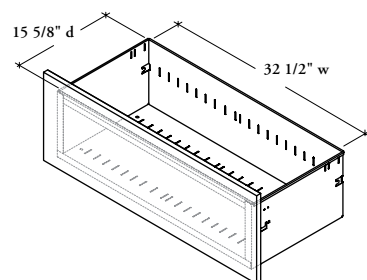
- Letter**



Paper Sizes Allowed:

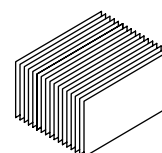
- Letter
- A4
- Legal

36" wide drawer



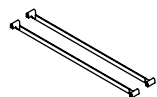
Paper Sizes Allowed:

- Letter**
- A4**
- Legal**



Paper Sizes Allowed:


- Letter
- A4
- Legal



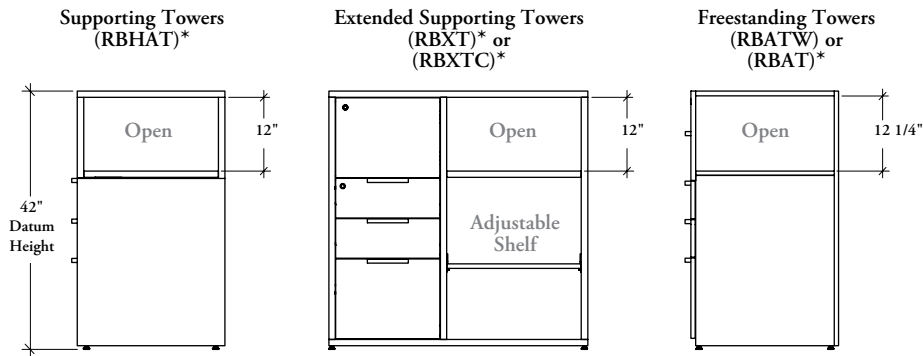
* For front-to-back application, the optional Cross File Bars (RBNSA03) are required (1 kit) or ** (2 kits)

freestanding storage inside clearance

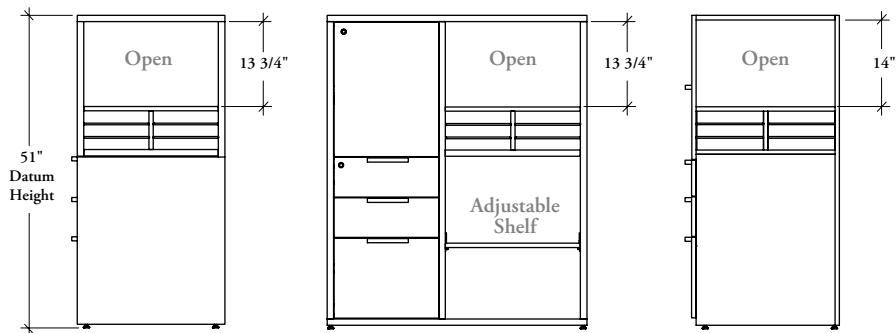
The following outlines the freestanding storage inside clearance available.

 Dimensions listed below are open compartments

42" high towers with lateral access

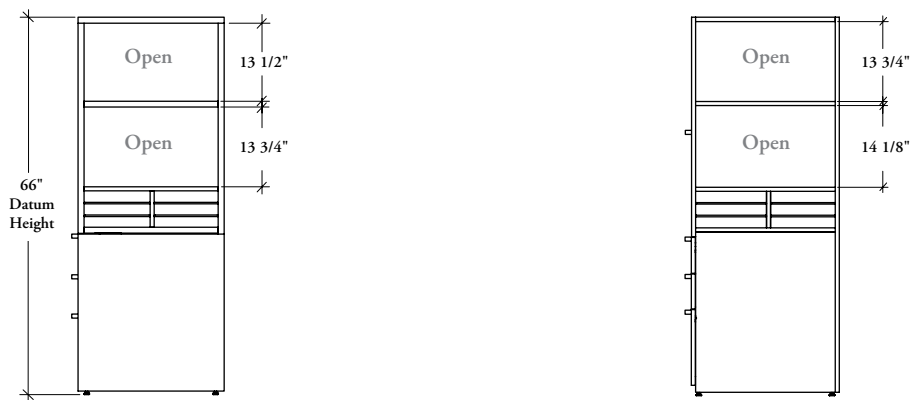


51" high towers with lateral access



* When Cable Pass-Through option is specified, the open dimensions are the same

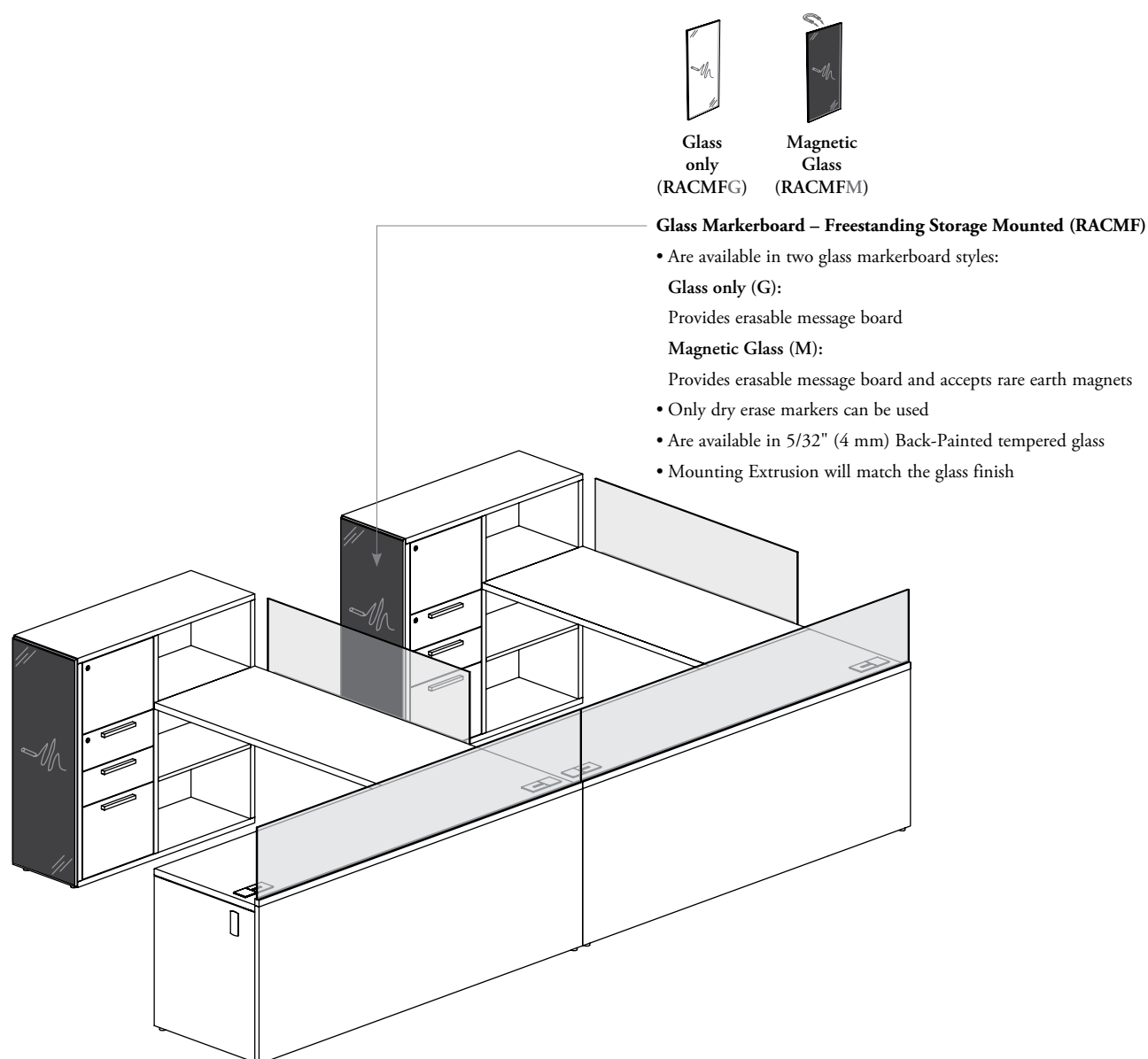
66" high towers with lateral access



markerboard – freestanding storage mounted basics

Expansion Desking offers a wide range of markerboards that can be mounted on Freestanding Storage.

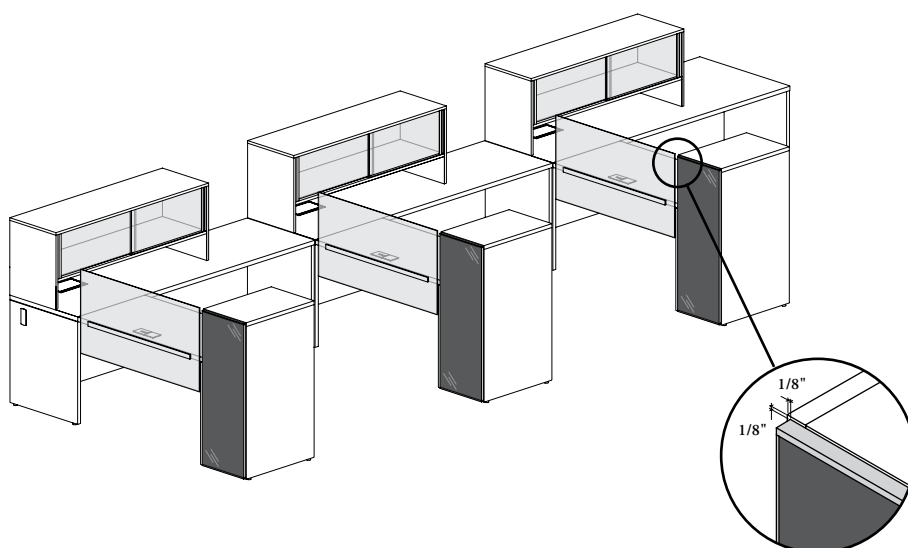
- ❗ • Attach to the solid vertical surface of a Freestanding Storage
- **Cannot** be used on building wall or rear of the Elevated Desktop Cabinets
- Match 42" or 51" high datum line
- A Marker Holder for Markerboard can be installed, refer to page 70 for details



markerboard – freestanding storage mounted basics (continued)

markerboard for freestanding storage mounted applications

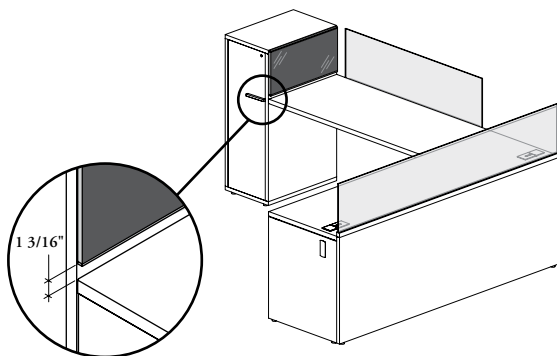
- Can be mounted onto a single Freestanding Storage
- All Markerboards are 1/8" smaller than the storage on which it is mounted
- Widths/heights combinations are **not** all available, see the product guide for details
- Can be mounted on the side or rear of the:
 - Supporting Towers (RBHAT, RBHSC)
 - Extended Supporting Towers (RBXT, RBXTC)
 - Freestanding Towers (RBAT, RBATW)



Above Floor (01) (Rear Application (Shown))

Markerboard starts at 1/8" (3 mm)
from bottom edge of storage

- Can be mounted on the rear of the:
 - 53" high Lateral File only (RBLF)
 - Half Wardrobe Units (RBSF, RBSCO, RBSC, RBCG)
 - Storage Units (RDCD, RBSU, RBUSG, RBUW, RBSW)
 - Bookcase (RBOB)

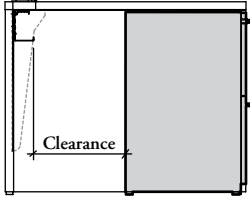
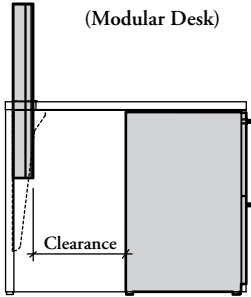
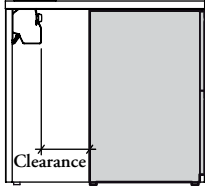


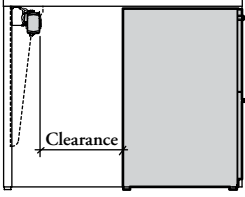
Above Worksurface (30) (Side Application (Shown))

Markerboard starts at 1 3/16" (30 mm)
above worksurface

freestanding storage compatibility

clearance
(with structural beam or structural column)


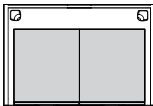

With Structural Beam (Modular Desk)		With Structural Column (Modular Desk)		With Hinged Cable Tray (Spine Desk)			
							
Storage Depth	20"		24"		30"		36"
	Modular Desks	Spine Desks	Modular Desks	Spine Desks	Modular Desks	Spine Desks	Modular Desks
18"	Does not fit		1"	5/16"	7"	6 5/16"	13"
20"	Does not fit		Does not fit		5"	4 5/16"	11"
22"	Does not fit		Does not fit		3"	2 5/16"	9"
24"	Does not fit		Does not fit		1"	5/16"	7"
30"	Does not fit		Does not fit		Does not fit		1"

With Power Outlet or Beam Cover (Modular Desk)


clearance
(with power outlet or beam cover)

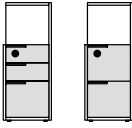
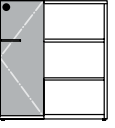
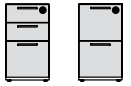


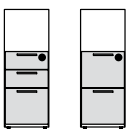
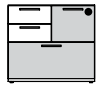


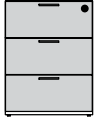

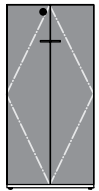
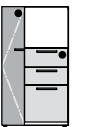
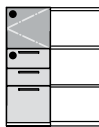
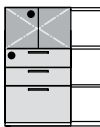
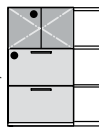
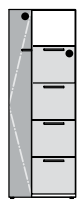
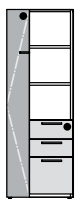
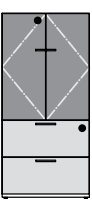
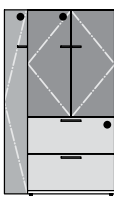
Storage Depth	20"	24"	30"	36"
18"	Does not fit	No Clearance	6"	12"
20"	Does not fit	Does not fit	4"	10"
22"	Does not fit	Does not fit	2"	8"
24"	Does not fit	Does not fit	No Clearance	6"
30"	Does not fit	Does not fit	Does not fit	No Clearance

storage width compatibility

36" Wide Desk	36" Wide Desk	42" Wide Desk
		
30" Wide Lateral File	Two 15" Wide Pedestals	36" Wide Lateral File

freestanding storage lock chart

❗ If specified, all closed storage products, except those with glass doors, come with a lock and key set and can be keyed alike or randomly. A Key Chart must accompany every order, otherwise orders will be shipped keyed randomly

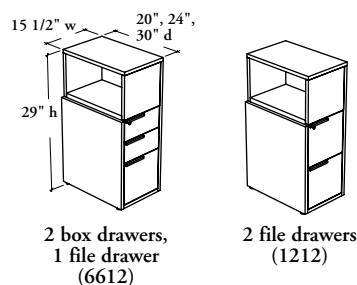
freestanding storage				
			 OR 	
Product Codes	RBHAT	RBHSC	RBXTC	RBNSP
Locks	1			
				
Product Codes	RBSP	RBTPS	RBSS	RBAT
Locks	1			
				
Product Codes	RBNCB	RBCB	RBNLF	RBLF
Locks	1			
				 OR  OR 
Product Codes	RBSD	RBSW	RBATW	RBXT
Locks	1		2	
				
Product Codes	RBSF	RBSO	RBUSG	RBSU
Locks	2			
				
Product Codes	RBSC	RBCG	RBW	
Locks	3			

 Lockable Double Doors
  Lockable Single Door
  Lockable Drawers
  Not Lockable

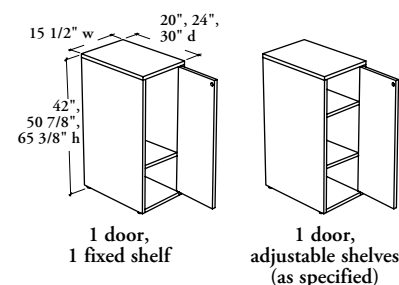
freestanding storage product offering

! All dimensions on this page are actual

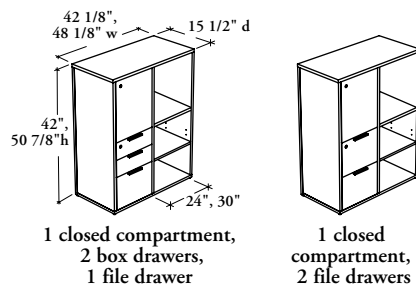
Supporting Tower with Lateral Access and Drawers (RBHAT)



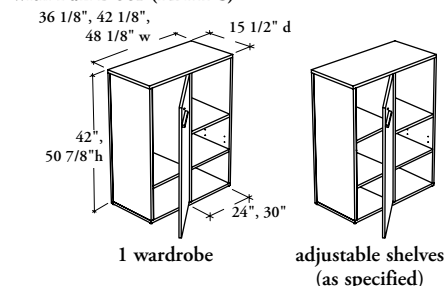
Supporting Tower with Door (RBHSC)



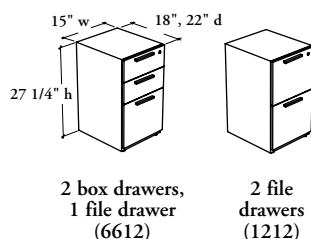
Extended Supporting Tower with Drawers (RBXT)



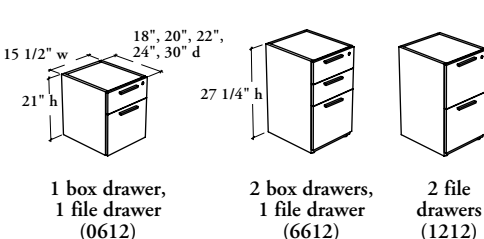
Extended Supporting Tower with Full Door (RBXTC)



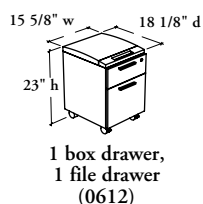
Metal Pedestal (RBNP)



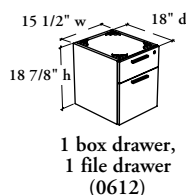
Pedestal (RBSP)



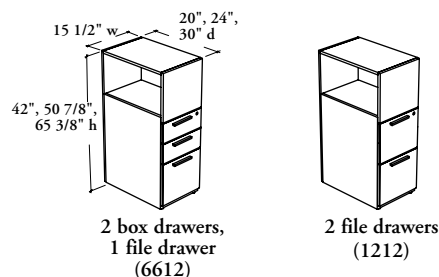
Mobile Pedestal with Seat (RBTPS)



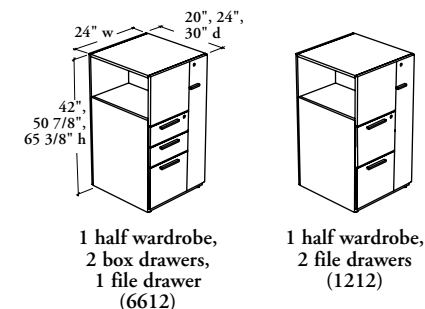
Suspended Pedestal (RBSS)



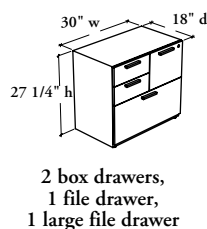
Tower with Lateral Access and Drawers (RBAT)



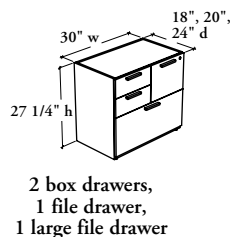
Freestanding Tower with Lateral Access, Drawers and Wardrobe (RBATW)



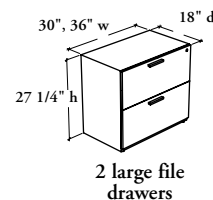
Metal Combo Pedestal (RBNCP)



Combo Pedestal (RBCP)

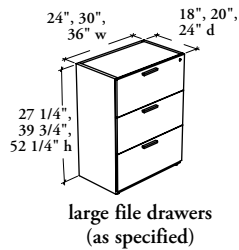


Metal Lateral File (RBNLF)

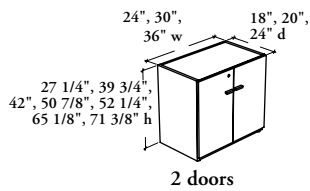


freestanding storage product offering (continued)

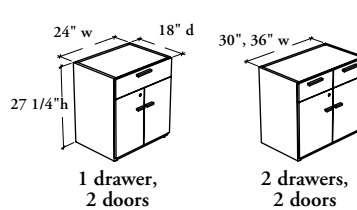
Lateral File (RBLF)



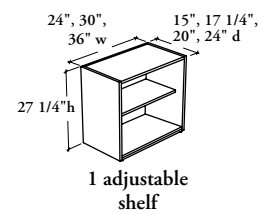
Storage Cabinet (RBCD)



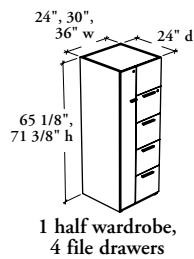
Storage Cabinet with Drawer(s) (RBSD)



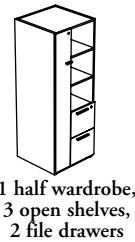
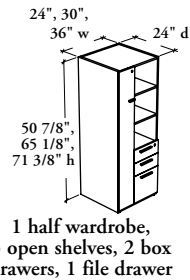
Underworksurface Bookcase (RBSUB)




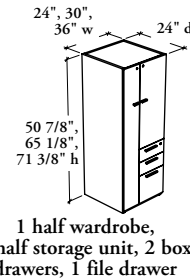
Half Wardrobe Filing Cabinet (RBSF)



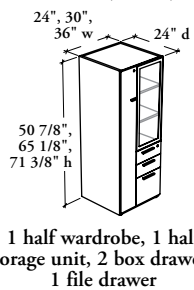
Half Wardrobe Unit with Drawers – Open Shelves (RBCO)



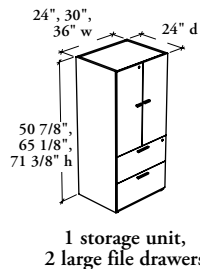
Half Wardrobe Unit with Drawers – Solid Doors (RBSCL)



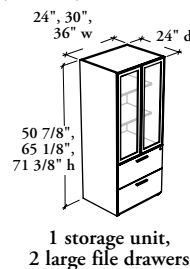
Half Wardrobe Unit with Drawers – Glass Door (RBCG)



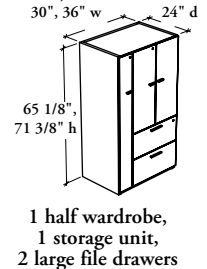
Storage Unit (RBSU)



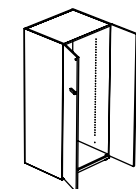
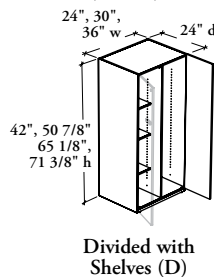
Storage Unit – Glass Doors (RBU5G)



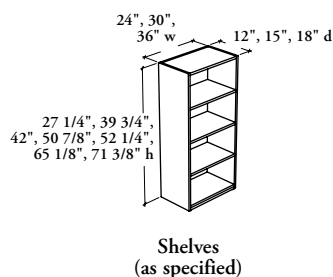
Storage Unit with Wardrobe – Solid Doors (RBUW)



Wardrobe Cabinet – Solid Doors (RBSW)




Bookcase (RBOB)



freestanding storage accessories

Expansion Desking offers a wide variety of accessories to add functionality to freestanding storage units.



Supported Pedestal Kit (RBXSK)

- Attaches a 28" high storage under a semi-supported desk or worksurface
- Finished in Black

Top for Metal or Solid Storage Cabinet (RSNRT, RSRT)

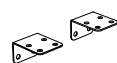
- Provides additional worksurface space
- Must be firmly attached to the storage unit using the supplied mounting hardware
- Specify RSNRT for metal case units and RSRT for solid case units
- The Top for Solid Storage Cabinet (RSRT) has been design to fit in a continuous datum line. However, if the top is used on a storage with no door (RBSUB, RBSCO, RBOB, RBSUO) a 3/4" brown backing can be visible underneath

Shelf for Storage Cabinet (RSHE)

The shelf compatible with the following products (RBCD, RBSD, RBSUD, RBSUO, RBUSG and RBSWU)

Gap Filler for Pedestals (RBGF)

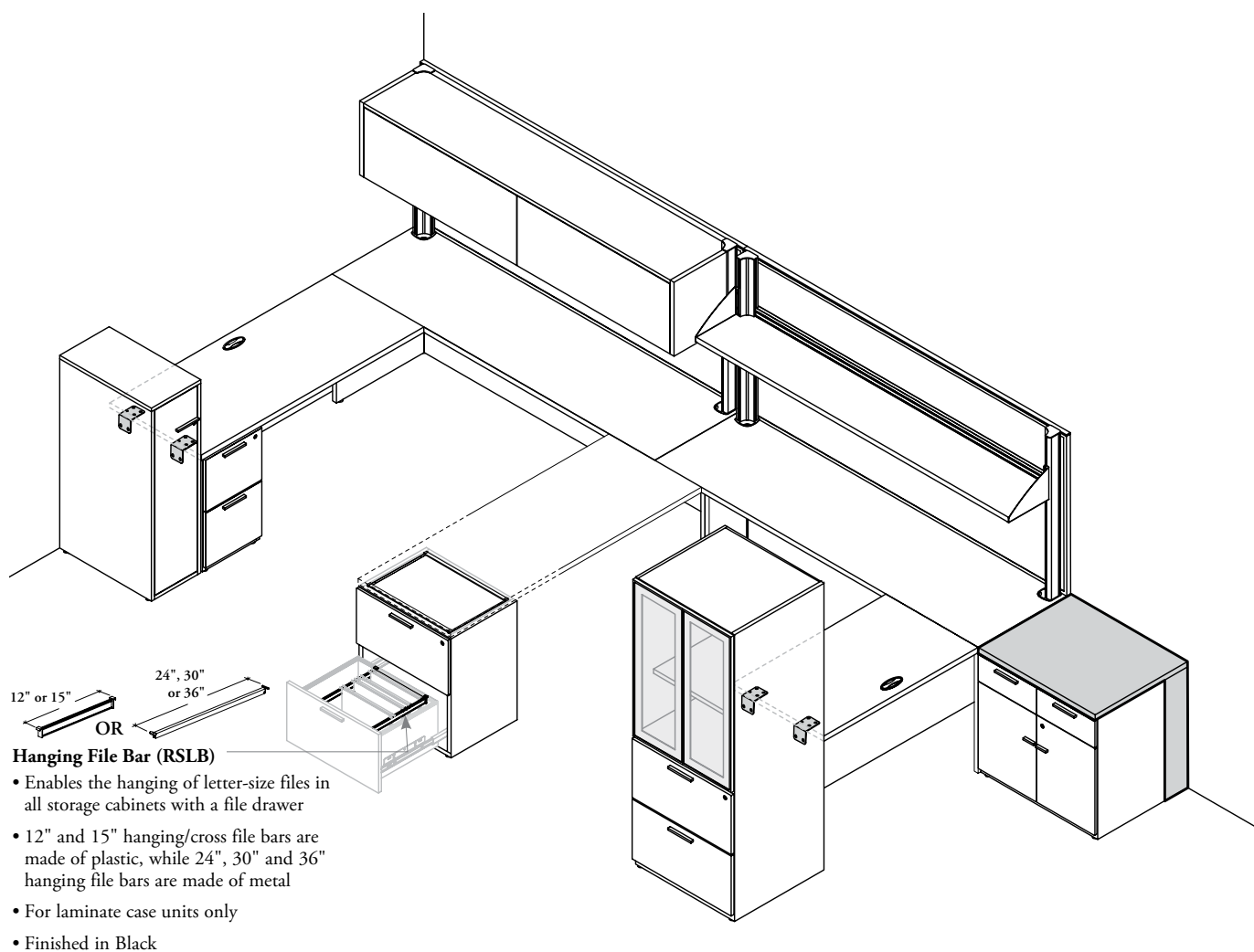
Can be installed at the back of laminate case units only



Hang-On Kit (RBXHK)

- Attaches a semi-supported desk or worksurface to a Freestanding Storage higher than 28" or Supporting Storage
- Finished in Black

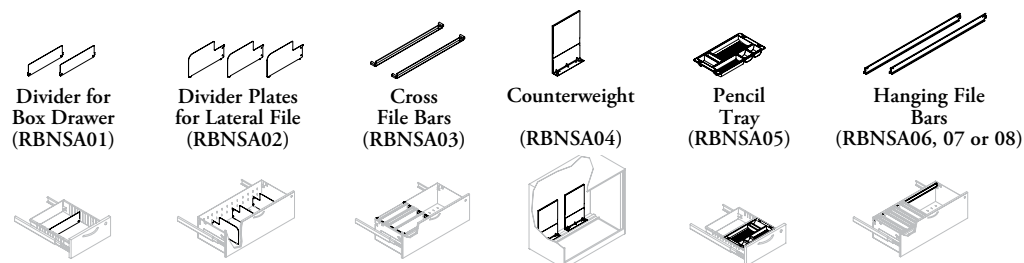
freestanding storage accessories (continued)



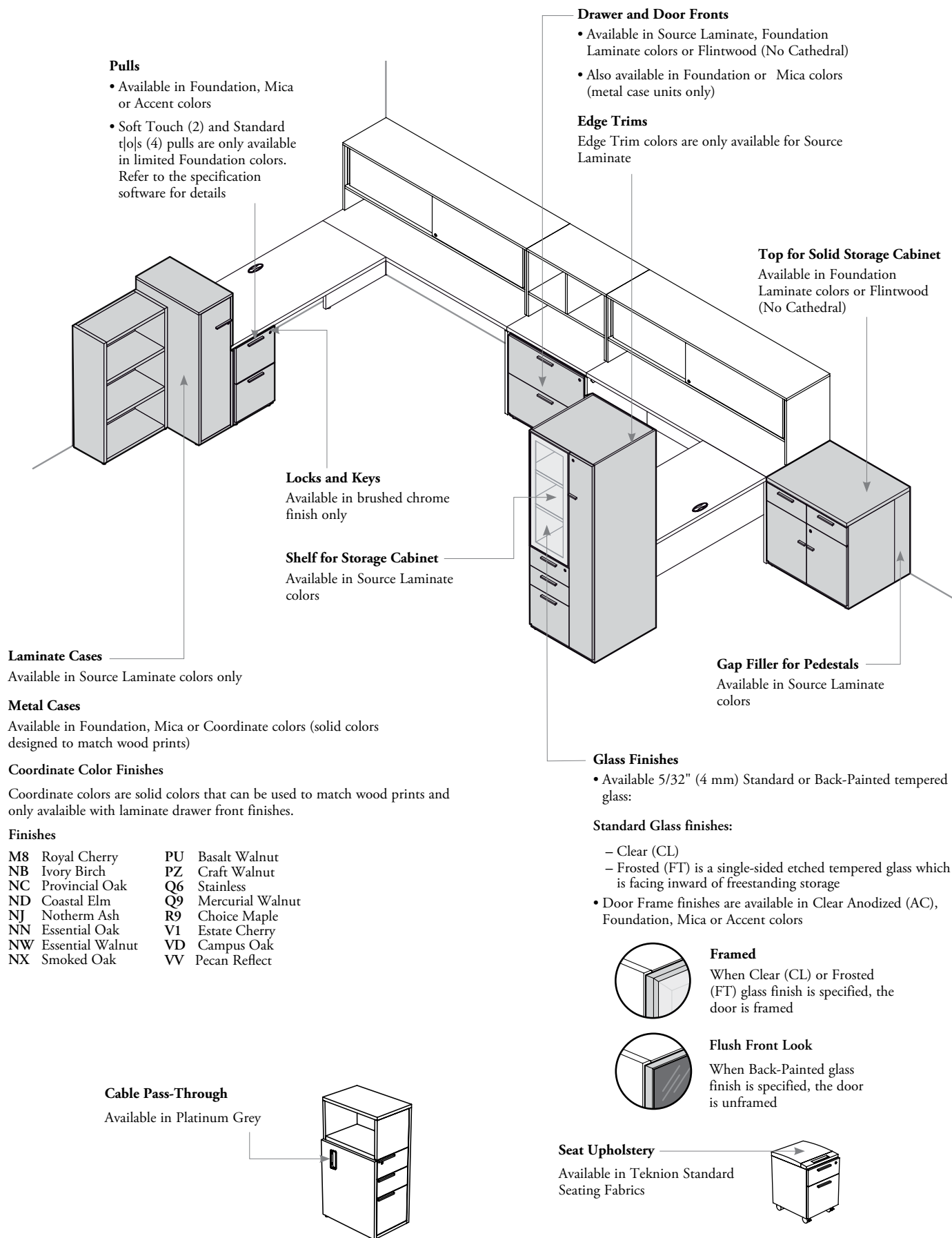
Also available:

Metal Storage Accessories (RBNSA)

- For metal case units only
- Finished in Black

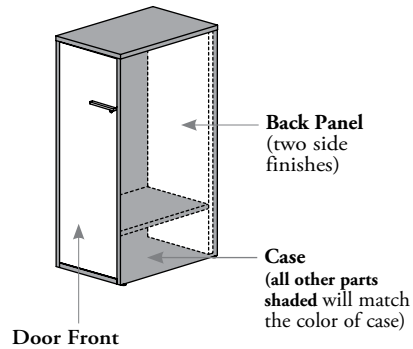


freestanding storage finishes

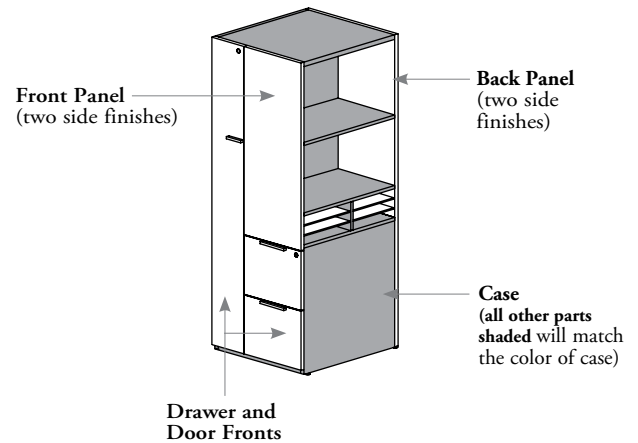


freestanding storage finishes (continued)

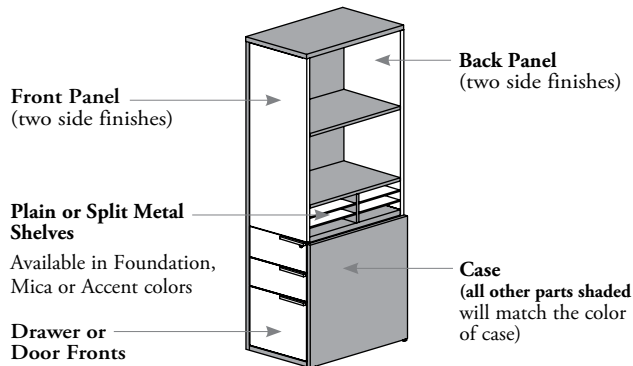
Supporting Tower with Full Door (RBHSC)



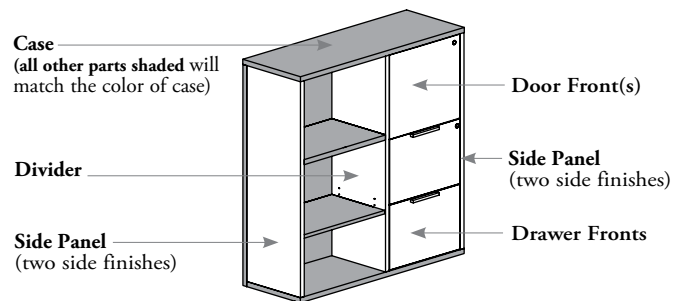
Freestanding Tower with Lateral Access, Drawers and Wardrobe (RBATW)



Supporting Towers with Lateral Access and Drawers (RBHAT) and Freestanding Tower with Lateral Access and Drawers (RBAT)



Extended Supporting Towers (RBXT and RBXTC)

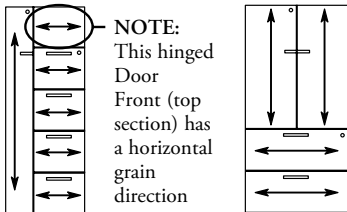
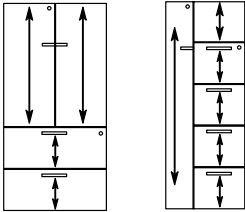
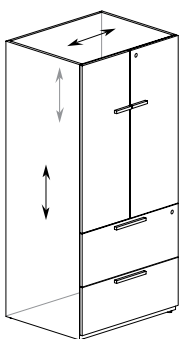
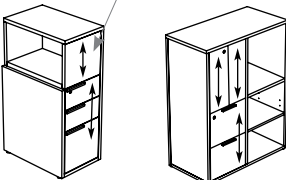


PART FINISHES

Product Codes	Worksurface Finish	Door/Drawer Front and Back Panel Finish	Door/Drawer Front, Front Panel and Back Panel Finish	Door/Drawer Front, Divider and Side Panel Finish	Case Finish
RBHSC	N/A	Source Laminate or Flintwood (No Cathedral)	N/A	N/A	Source Laminate
RBAT or RBATW	N/A	N/A	Source Laminate, Foundation Laminate or Flintwood (No Cathedral)	N/A	Source Laminate
RBHAT	N/A	N/A	Source Laminate or Flintwood (No Cathedral)	N/A	Source Laminate
RBXT or RBXTC	N/A	N/A	N/A	Source Laminate or Flintwood (No Cathedral)	Source Laminate

freestanding storage grain direction

- Door front grain direction will always be vertical
- Drawer front grain direction will vary depending on finish selected:

	Drawer Fronts		Case
Freestanding Storage – Standard	Horizontal Grain Direction for colors listed below: <ul style="list-style-type: none"> • 3A – 3B – 3C – 3D – 3E – 3L – 3M – 3X – 8E – 8R – 8S – XQ – XR – 86 – 87 – 88 Source Laminate • 2A – 2B – 2C – 2D – 2E – 2L – 2M – 2X 7B – 7M – 7S – 7U – 7V – 7Z – RQ – YR Foundation Laminate 	Vertical Grain Direction for colors listed below: <ul style="list-style-type: none"> • 3F – 3K – XJ Source Laminate • 2F – 2K – JG Foundation Laminate • FC – FD – FM – FN – FX – NR – NT – VA – VB – VZ – 5N – 5P – 5Q – 5R – 5S – 5T – 5V – 5W – 5Z Flintwood (No Cathedral) 	All finishes
<ul style="list-style-type: none"> • Pedestals <ul style="list-style-type: none"> – RBNSP, RBSP, RBTPS, RBSS, RBNCP, RBCP • Towers <ul style="list-style-type: none"> – RBAT, RBATW • Lateral Files <ul style="list-style-type: none"> – RBNLF, RBLF • Storage Cabinets <ul style="list-style-type: none"> – RBCD, RBSD • Half-Wardrobe Units <ul style="list-style-type: none"> – RBSF, RBSCO, RBSCL, RBCG • Storage Units <ul style="list-style-type: none"> – RBSU, RBSUG, RBUW • Wardrobe Cabinet <ul style="list-style-type: none"> – RBSW • Bookcases <ul style="list-style-type: none"> – RBSUB, RBOB 	 <p>NOTE: This hinged Door Front (top section) has a horizontal grain direction</p> <p>Hinged Door Front and File Drawer Fronts</p>	 <p>Hinged Door Front and File Drawer Fronts</p>	
Freestanding Storage – Supporting	Foundation Laminate is not available		
<ul style="list-style-type: none"> • Supporting Towers <ul style="list-style-type: none"> – RBHAT, RBHSC • Extended Supporting Towers <ul style="list-style-type: none"> – RBXT, RBXTC 	 <p>Front Panel</p> <p>Only drawer fronts will have a continuous grain direction</p>	