

tables

UNDERSTANDING MEETING TABLES 412

LAMINATE MEETING TABLE BASICS 413

WRITABLE GLASS MEETING TABLE BASICS 414

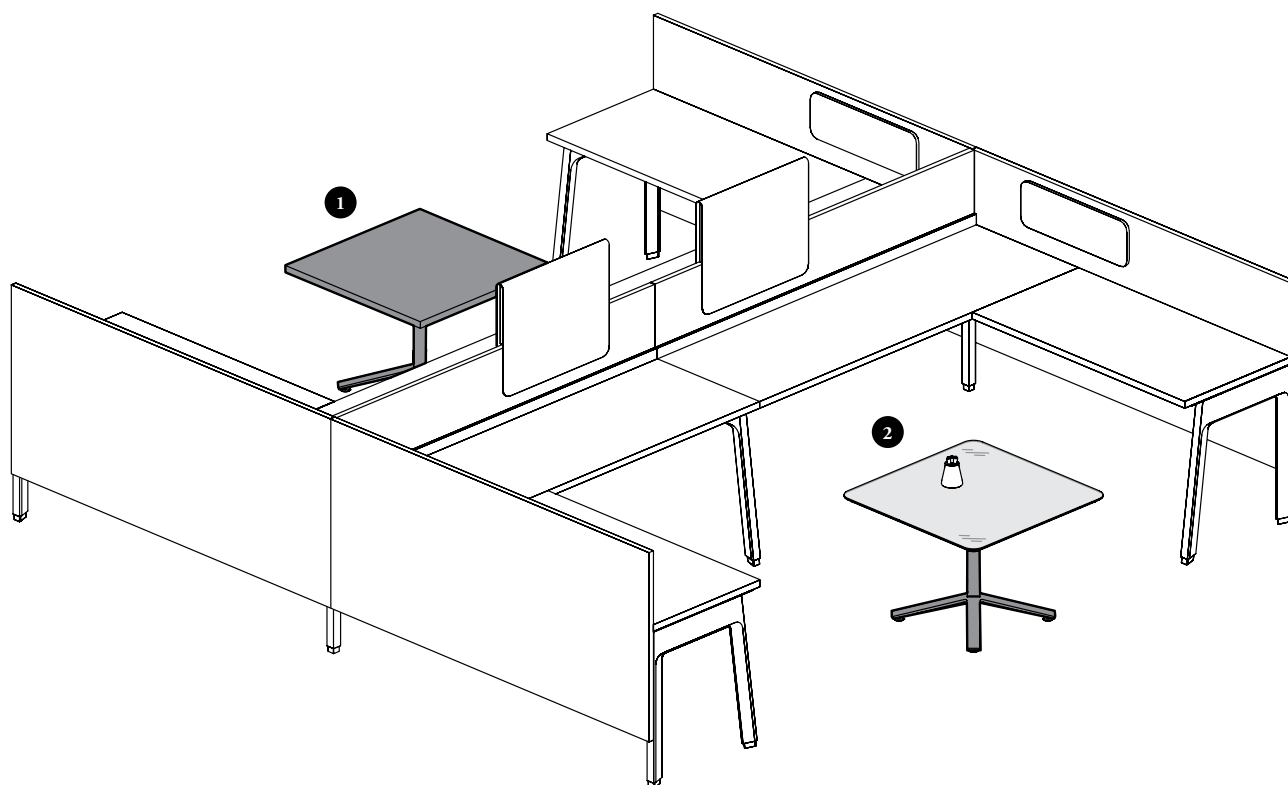
GRAIN/PATTERN DIRECTION – MEETING TABLES 416

MEETING TABLE POWER & DATA BASICS. 417

understanding meeting tables

Meeting Tables outfit in between workstation spaces and are ideal for collaboration.

- Provide a meeting area in a variety of shapes and power modules cut-outs
- Expansion Cityline offers two worksurface finishes of the Meeting Tables: Laminate or Writable Glass



1 laminate meeting tables

- Laminate Meeting Tables offer a freestanding collaborative worksurface between workstations
- Blade Star Base is included
- Available in two shapes: round or square

2 writable glass meeting tables

- Writable Glass Meeting Tables offer a freestanding writable worksurface ideal for collaboration between workstations
- Blade Star Base is included
- Only available in square glass surface with Metal Tapered Edge

lamine meeting table basics

Laminate Meeting Tables offer a freestanding collaborative workspace between workstations.

- Power Modules are **not included** and must be specified separately
- All dimension are nominal, widths are reduced by a 0.5 % factor

Laminate Meeting Tables

- Total surface thickness of 1 3/16"
- Two shapes are available:

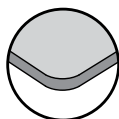


Round
Worksurface

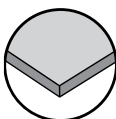


Square
Worksurface

- Two Corner Details can be specified with square laminate worksurfaces:
 - Curved (C)
 - Standard (S)



Curved (C)



Standard (S)

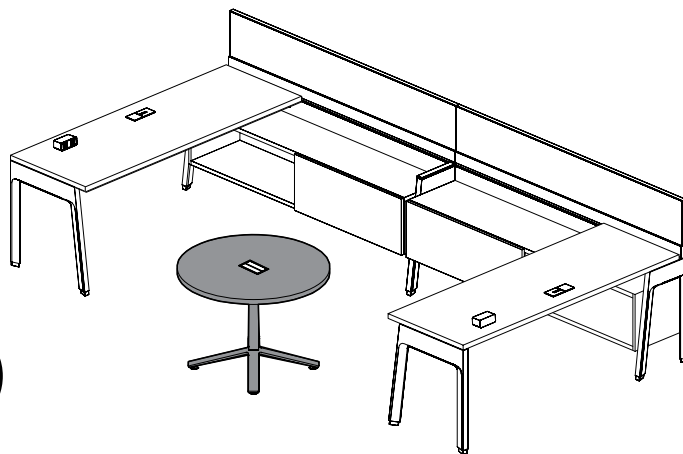
Finishes:

Worksurface: Foundation Laminate

Edge Trim Styles: Straight Trim (3 mm)

Edge Trim: Edge Trim colors

Support Finish: Foundation, Accent and Mica



No Wire
Management (N)



With Wire
Management (P)



Dual (PD)



Quad (PQ)



Compact 8" (LC)

Power Pill (BLEPP)

Linear Power
Module
(BLELP)

Power Modules Cut-Outs

Worksurfaces are available with or without cut outs for Power Modules illustrated above:

Blade Star Base

- Two base styles are available:
 - With Wire Management (P)
 - No Wire Management (N)
- 29" from floor to top of finished worksurface
- Include levelers with a 1" adjustment range
- When a Power Module Cut-Out (PD, PQ or LC) is specified, the Blade Star Base comes With Wire Management (P). When No Power Module Cut-Out (NN), the base comes with No Wire Management (N)

tables & configuration supports

Blade Star Base	Cut-out for Power Pill		Cut-Out for Linear Power Module
	OR		OR
One size only	2 Outlets	4 Outlets	3 Outlets (Compact 8")

Round Meeting Worksurface (JNTOSB)



		Number of Cut-Out		
36" W	1	1	1	1
42" W	1	1	1	1
48" W	1	1	1	1

Square Meeting Worksurface (JNTSSB)



36" W	1	1	1	1
42" W	1	1	1	1
48" W	1	1	1	1

*** The Power Pill or Linear Power Module position is the same that the grain direction.


writable glass meeting table basics

Writable Glass Meeting Tables outfit in between workstation spaces and are ideal for collaboration.

- Power Modules are **not included** and must be specified separately. Writable Glass Worksurface cut-out must be specified and **cannot** be drilled on-site
- Writable Glass Worksurface **do not** accept product with clamp-on fixation
- All dimension are nominal, widths are reduced by a 0.5 % factor

Writable Glass Meeting Tables

- Consist a of back-painted writable glass mounted on a 1" thick low pressure laminate (LPL) and finished with Metal Tapered Edge shape, for a total thickness of 1 3/16"
- Available with a 5/32" (4 mm) thick tempered glass
- The Metal Tapered Edge shape give a unic look to the writable glass worksurface and invite to the collaboration
- Only one shape is available:



Square Worksurface



Curved

- Only available with Curved Corner Details
- A Table Companion Marker Kit is included with writable glass worksurface
- **Not** all optical computer mouse are compatible on glass worksurface, Desk Pad (YPDP) is recommended (see Complements products)

Finishes:

Glass Worksurface: Back-Painted

Metal Tapered Edge and Support: Foundation, Accent and Mica



No Wire Management (N)



With Wire Management (P)

Blade Star Base

- Two base styles are available:
 - With Wire Management (P)
 - No Wire Management (N)
- 29 3/32" from floor to top of finished worksurface
- Include levelers with a 1" adjustment range
- When a Power Module Cut-Out (PD, PQ or LC) is specified, the Blade Star Base comes With Wire Management (P). When No Power Module Cut-Out (NN), the base comes with No Wire Mangement (N)

tables & configuration supports



Square Meeting Worksurface
(JNGSSB)

36" W
42" W
48" W

1

1

1

1

1

1

1

1

1

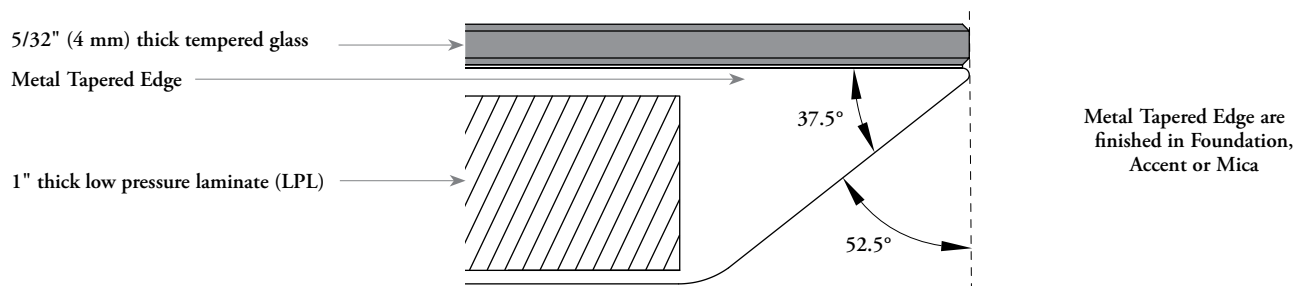
1

1

1

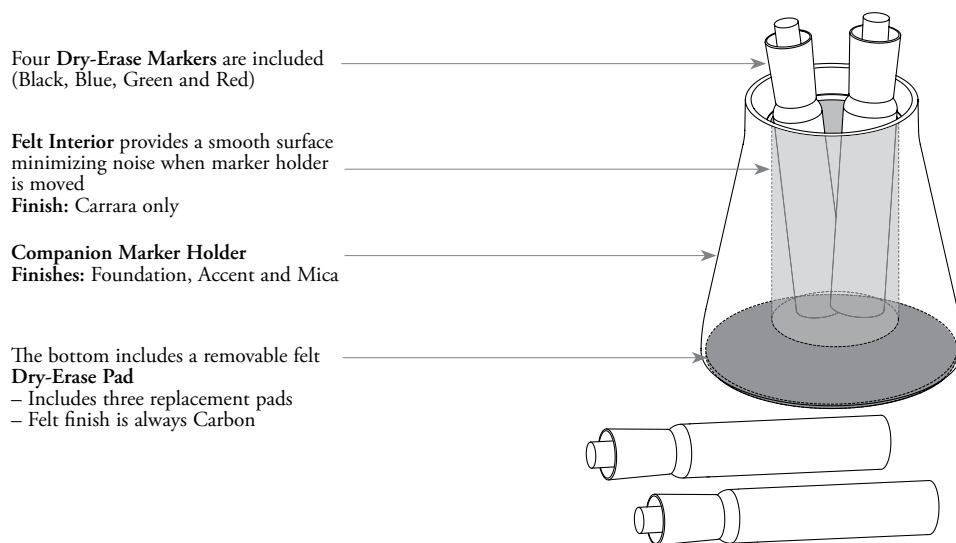
writable glass meeting table basics (continued)

writable glass worksurface profile



Only available with Curved Corner Detail on Square Writable Glass Meeting Table (JNGSSB)

table companion marker kit

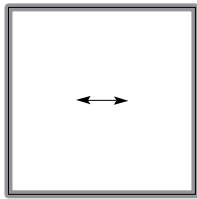


grain/pattern direction – meeting tables

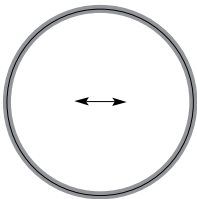
Attention to grain/pattern direction is important when planning worksurface.

- The pattern direction is **not** centered and grain direction can appear in different orientation from side-to-side worksurface
- Shading indicate user edge

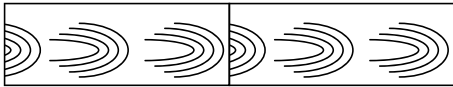
worksurface grain/pattern direction and user edges



JNTSSB



JNTOSB



Laminate = = Grain Direction =

user edges for writable glass worksurfaces



JNGSSB

edges

		Foundation Laminate Surface
Flat (8) All Edges		*
Straight (6) User Edges		

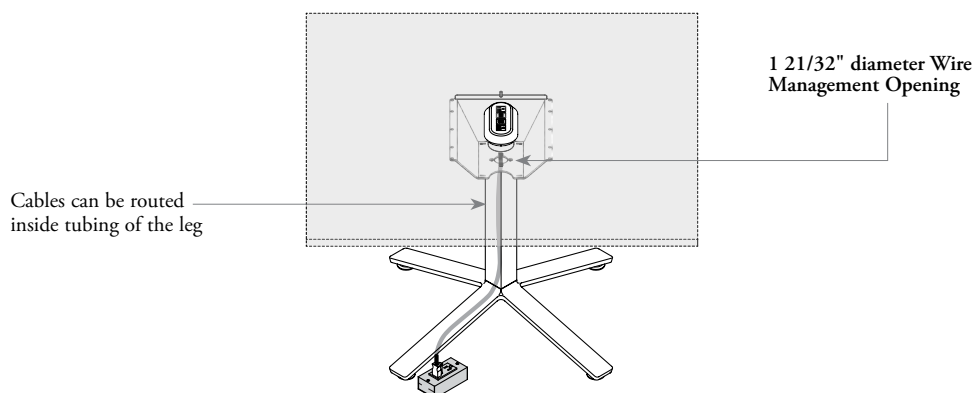
* Not available when Curved Corner Detail (C) is specified on Laminate Meeting Tables (JNTSSB, JNTOSB)

meeting tables power & data basics

The illustration below shows how Power/Data is incorporated into Expansion Cityline Meeting Tables.

blade star base

Blade Star Base with Wire Management (P) option only



Wire opening details on foot

