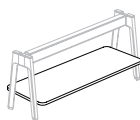
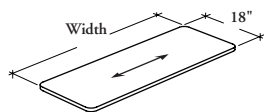


beam-mounted storage

J N B S H

Suspended Shelf – Solid



This shelf provides a convenient storage space below the structural beam.

WHAT'S INCLUDED

1 shelf, reinforcing bar (when required) and mounting hardware.

WHAT'S EXCLUDED

Structural Beam, Chicago Structural Beam and Structural Leg – Fence.

NOTES

Specify the width according to the width of the Structural Beam under which the shelf is installed.

Can be mounted only on Structural Leg – Fence.

Comes with curved corner only.

PRODUCT OPTIONS

Depth	Width	Width Reduction	Finish	Hardware Finish
18	24, 30, 36, 42, 48, 54, 60, 66, 72, 84	FF Full Legs (Shown) FH Full/Shared Legs (Non-Handed) HH Shared Legs	Source Laminate	Foundation Mica Accent

SAMPLE ORDER CODE

JNBSH 18	48	HH	XM	53
-----------------	-----------	-----------	-----------	-----------

DIMENSIONS INCHES / MM

D	W
18 / 457	24 / 610
18 / 457	30 / 762
18 / 457	36 / 914
18 / 457	42 / 1067
18 / 457	48 / 1219
18 / 457	54 / 1372
18 / 457	60 / 1524
18 / 457	66 / 1676
18 / 457	72 / 1829
18 / 457	78 / 1981
18 / 457	84 / 2134

PRICING

173
193
214
236
256
277
298
317
337
358
381

This straight surface is used to provide a casual worksurface space when mounted on the structural beam at worksurface-level.

WHAT'S INCLUDED

1 shelf and mounting hardware.

WHAT'S EXCLUDED

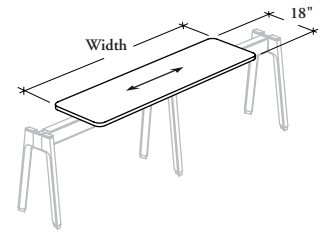
Structural Beam, Chicago Structural Beam and Structural Legs – Fence.

NOTES

Please refer to the Application Guide for compatibility and specification.

Comes with curved corner only.

J N B B W Beam-Mounted Shelf



PRODUCT OPTIONS

Depth	Width	Finish
18	24, 30, 36, 42, 48, 54, 60, 66, 72, 84	Source Laminate

SAMPLE ORDER CODE

JNBBW 18	66	XM
----------	----	----

**DIMENSIONS
INCHES / MM**

D	W
18 / 457	24 / 610
18 / 457	30 / 762
18 / 457	36 / 914
18 / 457	42 / 1067
18 / 457	48 / 1219
18 / 457	54 / 1372
18 / 457	60 / 1524
18 / 457	66 / 1676
18 / 457	72 / 1829
18 / 457	78 / 1981
18 / 457	84 / 2134

PRICING

173
193
214
236
256
277
298
317
337
358
381