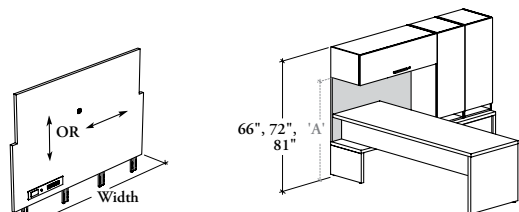


mounted storage & accessories

Xpress

B_WCC

Wall Panel for Overhead Cabinet



Mounting Style (L)

Datum Height		
66" h	72" h	81" h
51"	57"	66"

'A' (Finishing Height) =

This wall panel is designed to support an overhead cabinet. It is compatible with tackboard or markerboard for enhanced functionality. Whether mounted onto a desk, credenza, secondary desk, mid-height storage, workwall kneespace module or workwall credenza, the wall panel is easily installed requiring securement at only two wall locations.

WHAT'S INCLUDED

1 or 2 panels, 1 square duo grommet ring, 1 cut-out with power bar and cover (as specified), mounting hardware for wall panel and overhead cabinet.

WHAT'S EXCLUDED

Desk, Credenza, Secondary Desk, Mid-Height Storage, Workwall Storage, Overhead Cabinet, Double Overhead Cabinet, and Tackboard for Wall Panel.

NOTES

Duo Square Grommet Ring is finished in Black.

The number of panels may vary depending of the dimension and grain direction selected. Refer to Application Guide.

Not all finishes are available as Xpress, Please see Xpress catalogue and/or specification software for details.

PRODUCT OPTIONS

Mounting Style	Grain Direction	Overhead Height	Datum Height	Width	Power and Data	Panel Finish
K On Mid-Height	V Vertical	15, 30	66, 72, 81	24, 30, 36, 42, 48, 54, 60, 66, 72, 78, 84	OC Over Worksurface – Center	Source Laminate
M On 1 3/16" thick Standard Worksurface	H Horizontal				OL Over Worksurface – Left (Shown)	Flintwood (No Cathedral)
X On 1 9/16" thick Standard Worksurface					OR Over Worksurface – Right	
H On High Secondary Desk (All Thicknesses)					NN No Power and Data	
L On Low Secondary Desk (All Thicknesses) (Shown)						

SAMPLE ORDER CODE

BHWCC	V	30	81	36	OC	XS
--------------	----------	-----------	-----------	-----------	-----------	-----------

DIMENSIONS INCHES / MM

PRICING

MOUNTING STYLES (M, X, or H)

15" OVERHEAD HEIGHT

NO POWER AND DATA (NN)

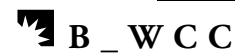
POWER AND DATA (OC)

POWER AND DATA (OL, OR)

PANEL FINISH

H	W	Source Laminate		Source Flintwood		Source Laminate		Source Flintwood	
		Price	Price	Price	Price	Price	Price		
66 / 1676	24 / 610	225	1254	n/a	n/a	n/a	n/a	n/a	n/a
66 / 1676	30 / 762	277	1337	n/a	n/a	n/a	n/a	n/a	n/a
66 / 1676	36 / 914	328	1420	771	1859	n/a	n/a	n/a	n/a
66 / 1676	42 / 1067	383	1522	822	1960	n/a	n/a	n/a	n/a
66 / 1676	48 / 1219	419	1622	862	2061	n/a	n/a	n/a	n/a
66 / 1676	54 / 1372	465	1720	n/a	n/a	907	2160	n/a	n/a
66 / 1676	60 / 1524	506	1803	n/a	n/a	948	2243	n/a	n/a
66 / 1676	66 / 1676	545	1886	n/a	n/a	986	2326	n/a	n/a
66 / 1676	72 / 1829	597	1970	n/a	n/a	1039	2409	n/a	n/a
66 / 1676	78 / 1981	650	2053	n/a	n/a	1089	2493	n/a	n/a
66 / 1676	84 / 2134	701	2136	n/a	n/a	1144	2576	n/a	n/a

Pricing is continued on the following page.



Wall Panel for Overhead Cabinet (Continued)

DIMENSIONS
INCHES / MM

PRICING

MOUNTING STYLES (M, X or H) (CONTINUED)

15" OVERHEAD HEIGHT

		NO POWER AND DATA (NN)		POWER AND DATA (OC)		POWER AND DATA (OL, OR)	
		PANEL FINISH		PANEL FINISH		PANEL FINISH	
H	W	Source Laminate	Flintwood	Source Laminate	Flintwood	Source Laminate	Flintwood
72 / 1829	24 / 610	249	1343	n/a	n/a	n/a	n/a
72 / 1829	30 / 762	307	1437	n/a	n/a	n/a	n/a
72 / 1829	36 / 914	365	1529	806	1969	n/a	n/a
72 / 1829	42 / 1067	423	1621	864	2059	n/a	n/a
72 / 1829	48 / 1219	465	1712	907	2152	n/a	n/a
72 / 1829	54 / 1372	516	1803	n/a	n/a	956	2243
72 / 1829	60 / 1524	564	1895	n/a	n/a	1005	2333
72 / 1829	66 / 1676	607	1986	n/a	n/a	1045	2427
72 / 1829	72 / 1829	661	2080	n/a	n/a	1105	2521
72 / 1829	78 / 1981	720	2172	n/a	n/a	1162	2611
72 / 1829	84 / 2134	777	2261	n/a	n/a	1217	2702
81 / 2057	24 / 610	285	1477	n/a	n/a	n/a	n/a
81 / 2057	30 / 762	352	1587	n/a	n/a	n/a	n/a
81 / 2057	36 / 914	421	1693	859	2134	n/a	n/a
81 / 2057	42 / 1067	483	1770	927	2208	n/a	n/a
81 / 2057	48 / 1219	534	1847	975	2289	n/a	n/a
81 / 2057	54 / 1372	593	1928	n/a	n/a	1030	2368
81 / 2057	60 / 1524	651	2033	n/a	n/a	1091	2468
81 / 2057	66 / 1676	700	2136	n/a	n/a	1134	2579
81 / 2057	72 / 1829	757	2245	n/a	n/a	1204	2689
81 / 2057	78 / 1981	825	2351	n/a	n/a	1272	2788
81 / 2057	84 / 2134	891	2449	n/a	n/a	1327	2891

30" OVERHEAD HEIGHT

		NO POWER AND DATA (NN)		POWER AND DATA (OC)		POWER AND DATA (OL, OR)	
		PANEL FINISH		PANEL FINISH		PANEL FINISH	
H	W	Source Laminate	Flintwood	Source Laminate	Flintwood	Source Laminate	Flintwood
81 / 2057	24 / 610	285	1477	n/a	n/a	n/a	n/a
81 / 2057	30 / 762	352	1587	n/a	n/a	n/a	n/a
81 / 2057	36 / 914	421	1693	859	2134	n/a	n/a
81 / 2057	42 / 1067	483	1770	927	2208	n/a	n/a
81 / 2057	48 / 1219	534	1847	975	2289	n/a	n/a
81 / 2057	54 / 1372	593	1928	n/a	n/a	1030	2368
81 / 2057	60 / 1524	651	2033	n/a	n/a	1091	2468

Pricing is continued on the following page.

mounted storage & accessories

Xpress

B_WCC 

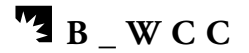
Wall Panel for Overhead Cabinet (Continued)

DIMENSIONS
INCHES / MM

PRICING

		MOUNTING STYLE (K)					
		15" OVERHEAD HEIGHT					
		NO POWER AND DATA (NN)		POWER AND DATA (OC)		POWER AND DATA (OL, OR)	
		PANEL FINISH					
H	W	Source Laminate	Flintwood	Source Laminate	Flintwood	Source Laminate	Flintwood
66 / 1676	24 / 610	247	1312	n/a	n/a	n/a	n/a
66 / 1676	30 / 762	303	1401	n/a	n/a	n/a	n/a
66 / 1676	36 / 914	360	1492	802	1931	n/a	n/a
66 / 1676	42 / 1067	419	1591	858	2029	n/a	n/a
66 / 1676	48 / 1219	459	1691	902	2130	n/a	n/a
66 / 1676	54 / 1372	509	1787	n/a	n/a	951	2227
66 / 1676	60 / 1524	555	1877	n/a	n/a	996	2316
66 / 1676	66 / 1676	598	1968	n/a	n/a	1039	2408
66 / 1676	72 / 1829	655	2057	n/a	n/a	1097	2496
66 / 1676	78 / 1981	712	2147	n/a	n/a	1151	2587
66 / 1676	84 / 2134	768	2238	n/a	n/a	1212	2677
72 / 1829	24 / 610	278	1423	n/a	n/a	n/a	n/a
72 / 1829	30 / 762	337	1513	n/a	n/a	n/a	n/a
72 / 1829	36 / 914	396	1603	837	2043	n/a	n/a
72 / 1829	42 / 1067	455	1692	895	2131	n/a	n/a
72 / 1829	48 / 1219	505	1781	947	2222	n/a	n/a
72 / 1829	54 / 1372	560	1870	n/a	n/a	1000	2311
72 / 1829	60 / 1524	613	1969	n/a	n/a	1054	2409
72 / 1829	66 / 1676	664	2067	n/a	n/a	1104	2508
72 / 1829	72 / 1829	719	2167	n/a	n/a	1161	2608
72 / 1829	78 / 1981	778	2265	n/a	n/a	1220	2705
72 / 1829	84 / 2134	835	2363	n/a	n/a	1276	2803
81 / 2057	24 / 610	325	1590	n/a	n/a	n/a	n/a
81 / 2057	30 / 762	388	1681	n/a	n/a	n/a	n/a
81 / 2057	36 / 914	450	1770	890	2211	n/a	n/a
81 / 2057	42 / 1067	509	1844	951	2284	n/a	n/a
81 / 2057	48 / 1219	574	1916	1015	2360	n/a	n/a
81 / 2057	54 / 1372	637	1995	n/a	n/a	1074	2437
81 / 2057	60 / 1524	700	2107	n/a	n/a	1141	2549
81 / 2057	66 / 1676	763	2216	n/a	n/a	1202	2658
81 / 2057	72 / 1829	815	2332	n/a	n/a	1257	2776
81 / 2057	78 / 1981	877	2442	n/a	n/a	1324	2882
81 / 2057	84 / 2134	936	2551	n/a	n/a	1372	2992
		30" OVERHEAD HEIGHT					
		NO POWER AND DATA (NN)		POWER AND DATA (OC)		POWER AND DATA (OL, OR)	
		PANEL FINISH					
H	W	Source Laminate	Flintwood	Source Laminate	Flintwood	Source Laminate	Flintwood
81 / 2057	24 / 610	325	1590	n/a	n/a	n/a	n/a
81 / 2057	30 / 762	388	1681	n/a	n/a	n/a	n/a
81 / 2057	36 / 914	450	1770	890	2211	n/a	n/a
81 / 2057	42 / 1067	509	1844	951	2284	n/a	n/a
81 / 2057	48 / 1219	574	1916	1015	2360	n/a	n/a
81 / 2057	54 / 1372	637	1995	n/a	n/a	1074	2437
81 / 2057	60 / 1524	700	2107	n/a	n/a	1141	2549

Pricing is continued on the following page.



Wall Panel for Overhead Cabinet
(Continued)

DIMENSIONS
INCHES / MM

PRICING

DIMENSIONS		PRICING					
INCHES / MM		MOUNTING STYLE (L)					
		15" OVERHEAD HEIGHT					
		NO POWER AND DATA (NN)		POWER AND DATA (OC)		POWER AND DATA (OL, OR)	
		PANEL FINISH					
H	W	Source Laminate	Flintwood	Source Laminate	Flintwood	Source Laminate	Flintwood
66 / 1676	24 / 610	268	1370	n/a	n/a	n/a	n/a
66 / 1676	30 / 762	328	1465	n/a	n/a	n/a	n/a
66 / 1676	36 / 914	391	1564	833	2003	n/a	n/a
66 / 1676	42 / 1067	455	1660	893	2098	n/a	n/a
66 / 1676	48 / 1219	499	1759	941	2199	n/a	n/a
66 / 1676	54 / 1372	552	1854	n/a	n/a	995	2293
66 / 1676	60 / 1524	604	1951	n/a	n/a	1044	2388
66 / 1676	66 / 1676	651	2050	n/a	n/a	1092	2489
66 / 1676	72 / 1829	713	2143	n/a	n/a	1155	2582
66 / 1676	78 / 1981	774	2241	n/a	n/a	1213	2680
66 / 1676	84 / 2134	835	2340	n/a	n/a	1279	2778
72 / 1829	24 / 610	306	1502	n/a	n/a	n/a	n/a
72 / 1829	30 / 762	367	1589	n/a	n/a	n/a	n/a
72 / 1829	36 / 914	426	1676	867	2117	n/a	n/a
72 / 1829	42 / 1067	486	1763	925	2203	n/a	n/a
72 / 1829	48 / 1219	545	1850	986	2291	n/a	n/a
72 / 1829	54 / 1372	604	1937	n/a	n/a	1044	2376
72 / 1829	60 / 1524	662	2043	n/a	n/a	1102	2484
72 / 1829	66 / 1676	720	2148	n/a	n/a	1162	2588
72 / 1829	72 / 1829	777	2253	n/a	n/a	1217	2694
72 / 1829	78 / 1981	836	2358	n/a	n/a	1278	2798
72 / 1829	84 / 2134	893	2465	n/a	n/a	1335	2903