

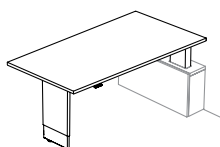
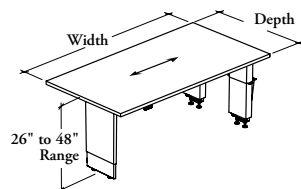
meeting tables

Xpress

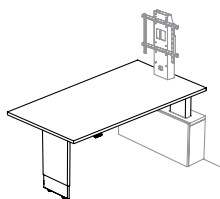
B_HRW 

Height-Adjustable Rectangular Meeting Peninsula

One Table
One Plug



No TV Stand (N)



TV Stand Ready (R)

This Height-Adjustable Meeting Peninsula must only be mounted to a Workwall Storage (BHKHW or BSMOBH) and allows to alternate seated and standing positions for dynamic meetings. Perfect for virtual meetings and presentations. The table offers both power and data access for laptops, as well as seamless connectivity to the screen.

WHAT'S INCLUDED

1 worksurface with 1 power module and /or 1 tv stand cut-out (as specified), 1 height-adjustable bevel post leg with levelers, 2 height-adjustable mechanisms with supports, 1 power tray, 1 switch for height-adjustable mechanism (as specified), 1 integrated powerbar (as specified), wire management kit and mounting hardware.

WHAT'S EXCLUDED

Workwall Kneespace Module, Workwall Bookcase, Wall Panels, Power Modules and TV Stand – Meeting Peninsula.

NOTES

Worksurface depth is 2" shorter than the Mid-Height Workwall Storage to allow up and down movement of the mechanism without damaging the adjacent products.

Worksurface width includes the 3" clearance between the surface and the Workwall Storage. For more details, refer to the Application Guide.

When Worksurface Thickness (V) option is specified, the Radius (R) Corner Detail is **not** available.

When Worksurface Thickness (V) is specified, only Edge Trim Style (F) option is available.

When Worksurface Thickness (M) option is specified, the Edge Trim Styles (6 or 9) options are available.

For more information about Integrated Powerbar with IEC Outlet (P) option, refer to One Table One Plug Application Guide in Complements: Teknion's Ergonomics & Accessories Programm.

Not all finishes are available as Xpress, Please see Xpress catalogue and/or specification software for details.

PRODUCT OPTIONS

Worksurface Thickness	Depth	Width	Corner Detail	TV Stand Ready	Power Module Cut-Out
M 1 3/16"	34, 40, 46	57, 63, 69, 75, 81, 87	R Radius	N No TV Stand	NN No Cut-Out (Shown)
V 1 3/16" Knife Edge			S Straight (Shown)	R TV Stand Ready	LC Linear Power Module – Compact 8" LS Linear Power Module – Standard 18" PQ Power Pill – Quad SE Square – End

SAMPLE ORDER CODE

BMHRW	40	75	R	N	NN
--------------	-----------	-----------	----------	----------	-----------

PRODUCT OPTIONS CONTINUED

Powerbar	Switch		Worksurface Finish	Edge Trim Style	Edge Trim Finish	Support and Hardware Finish
N None	D Display with Up/Down Memory	M Display Toggle with Memory – Platinum	Foundation Laminat Flintwood (No Cathedral)	6 Straight Trim	Edge Trim Colors (for trim style 6 or F)	Foundation Mica Accent
I Integrated Power Bar	F Toggle Up/Down – Platinum	N Display Toggle with Memory – Crisp Grey		9 Flintwood Flat Trim		
P Integrated Power Bar with IEC Outlet	G Toggle Up/Down – Crisp Grey	O Display Toggle with Memory – Anthracite		F Full Knife Trim		
	H Toggle Up/Down – Anthracite					

SAMPLE ORDER CODE CONTINUED

N	D	2D	6	4D	83
----------	----------	-----------	----------	-----------	-----------



Height-Adjustable Rectangular Meeting Peninsula (Continued)

DIMENSIONS
INCHES / MM

PRICING

		1 3/16" (M)					
		NO CUT-OUT (NN)					
		NONE POWERBAR (N)		INTEGRATED POWERBAR (I)		INTEGRATED POWERBAR WITH IEC OUTLET (P)	
		WORKSURFACE FINISH					
D	W	Foundation Laminate	Flintwood	Foundation Laminate	Flintwood	Foundation Laminate	Flintwood
34 / 864	57 / 1448	5263	6255	5438	6430	n/a	n/a
34 / 864	63 / 1600	5314	6340	5489	6515	n/a	n/a
34 / 864	69 / 1753	5365	6425	5540	6600	n/a	n/a
34 / 864	75 / 1905	5416	6510	5591	6685	n/a	n/a
34 / 864	81 / 2057	5458	6584	5633	6759	n/a	n/a
34 / 864	87 / 2210	5509	6671	5684	6846	n/a	n/a
40 / 1016	57 / 1448	5257	6493	5432	6668	n/a	n/a
40 / 1016	63 / 1600	5324	6588	5499	6763	n/a	n/a
40 / 1016	69 / 1753	5391	6682	5566	6857	n/a	n/a
40 / 1016	75 / 1905	5458	6777	5633	6952	n/a	n/a
40 / 1016	81 / 2057	5525	6907	5700	7082	n/a	n/a
40 / 1016	87 / 2210	5591	7002	5766	7177	n/a	n/a
46 / 1168	57 / 1448	5330	6648	5505	6823	n/a	n/a
46 / 1168	63 / 1600	5403	6750	5578	6925	n/a	n/a
46 / 1168	69 / 1753	5475	6852	5650	7027	n/a	n/a
46 / 1168	75 / 1905	5548	6954	5723	7129	n/a	n/a
46 / 1168	81 / 2057	5620	7055	5795	7230	n/a	n/a
46 / 1168	87 / 2210	5693	7157	5868	7332	n/a	n/a
		SQUARE – END (SE)					
		NONE POWERBAR (N)		INTEGRATED POWERBAR (I)		INTEGRATED POWERBAR WITH IEC OUTLET (P)	
		WORKSURFACE FINISH					
D	W	Foundation Laminate	Flintwood	Foundation Laminate	Flintwood	Foundation Laminate	Flintwood
34 / 864	57 / 1448	5263	6255	5438	6430	5438	6430
34 / 864	63 / 1600	5314	6340	5489	6515	5489	6515
34 / 864	69 / 1753	5365	6425	5540	6600	5540	6600
34 / 864	75 / 1905	5416	6510	5591	6685	5591	6685
34 / 864	81 / 2057	5458	6584	5633	6759	5633	6759
34 / 864	87 / 2210	5509	6671	5684	6846	5684	6846
40 / 1016	57 / 1448	5257	6493	5432	6668	5432	6668
40 / 1016	63 / 1600	5324	6588	5499	6763	5499	6763
40 / 1016	69 / 1753	5391	6682	5566	6857	5566	6857
40 / 1016	75 / 1905	5458	6777	5633	6952	5633	6952
40 / 1016	81 / 2057	5525	6907	5700	7082	5700	7082
40 / 1016	87 / 2210	5591	7002	5766	7177	5766	7177
46 / 1168	57 / 1448	5330	6648	5505	6823	5505	6823
46 / 1168	63 / 1600	5403	6750	5578	6925	5578	6925
46 / 1168	69 / 1753	5475	6852	5650	7027	5650	7027
46 / 1168	75 / 1905	5548	6954	5723	7129	5723	7129
46 / 1168	81 / 2057	5620	7055	5795	7230	5795	7230
46 / 1168	87 / 2210	5693	7157	5868	7332	5868	7332

If Switch Style (D, M, N or O) is specified, add 129.

Pricing is continued on the following page.

meeting tables

Xpress

B _ H R W 

Height-Adjustable Rectangular Meeting Peninsula (Continued)

DIMENSIONS
INCHES / MM

PRICING

1 3/16" (M) (CONTINUED)

LINEAR POWER MODULE – COMPACT 8" (LC) or POWER PILL – QUAD (PQ)

		NONE POWERBAR (N)		INTEGRATED POWERBAR (I)		INTEGRATED POWERBAR WITH IEC OUTLET (P)	
		WORKSURFACE FINISH		WORKSURFACE FINISH		WORKSURFACE FINISH	
D	W	Foundation Laminate	Flintwood	Foundation Laminate	Flintwood	Foundation Laminate	Flintwood
40 / 1016	69 / 1753	5391	6682	5566	6857	n/a	n/a
40 / 1016	75 / 1905	5458	6777	5633	6952	n/a	n/a
40 / 1016	81 / 2057	5525	6907	5700	7082	n/a	n/a
40 / 1016	87 / 2210	5591	7002	5766	7177	n/a	n/a
46 / 1168	69 / 1753	5475	6852	5650	7027	n/a	n/a
46 / 1168	75 / 1905	5548	6954	5723	7129	n/a	n/a
46 / 1168	81 / 2057	5620	7055	5795	7230	n/a	n/a
46 / 1168	87 / 2210	5693	7157	5868	7332	n/a	n/a

LINEAR POWER MODULE – STANDARD 18" (LS)

		NONE POWERBAR (N)		INTEGRATED POWERBAR (I)		INTEGRATED POWERBAR WITH IEC OUTLET (P)	
		WORKSURFACE FINISH		WORKSURFACE FINISH		WORKSURFACE FINISH	
D	W	Foundation Laminate	Flintwood	Foundation Laminate	Flintwood	Foundation Laminate	Flintwood
40 / 1016	75 / 1905	5458	6777	5633	6952	n/a	n/a
40 / 1016	81 / 2057	5525	6907	5700	7082	n/a	n/a
40 / 1016	87 / 2210	5591	7002	5766	7177	n/a	n/a
46 / 1168	75 / 1905	5548	6954	5723	7129	n/a	n/a
46 / 1168	81 / 2057	5620	7055	5795	7230	n/a	n/a
46 / 1168	87 / 2210	5693	7157	5868	7332	n/a	n/a

1 3/16" KNIFE EDGE (V)

NO CUT-OUT (NN)

		NONE POWERBAR (N)		INTEGRATED POWERBAR (I)		INTEGRATED POWERBAR WITH IEC OUTLET (P)	
		WORKSURFACE FINISH		WORKSURFACE FINISH		WORKSURFACE FINISH	
D	W	Foundation Laminate	Flintwood	Foundation Laminate	Flintwood	Foundation Laminate	Flintwood
34 / 864	57 / 1448	5387	n/a	5562	n/a	n/a	n/a
34 / 864	63 / 1600	5448	n/a	5623	n/a	n/a	n/a
34 / 864	69 / 1753	5509	n/a	5684	n/a	n/a	n/a
34 / 864	75 / 1905	5570	n/a	5745	n/a	n/a	n/a
34 / 864	81 / 2057	5622	n/a	5797	n/a	n/a	n/a
34 / 864	87 / 2210	5683	n/a	5858	n/a	n/a	n/a
40 / 1016	57 / 1448	5386	n/a	5561	n/a	n/a	n/a
40 / 1016	63 / 1600	5463	n/a	5638	n/a	n/a	n/a
40 / 1016	69 / 1753	5540	n/a	5715	n/a	n/a	n/a
40 / 1016	75 / 1905	5617	n/a	5792	n/a	n/a	n/a
40 / 1016	81 / 2057	5694	n/a	5869	n/a	n/a	n/a
40 / 1016	87 / 2210	5770	n/a	5945	n/a	n/a	n/a

If Switch Style (D, M, N or O) is specified, add 129.

Pricing is continued on the following page.



Height-Adjustable Rectangular Meeting Peninsula (Continued)

DIMENSIONS
INCHES / MM

PRICING

1 3/16" KNIFE EDGE (V) (CONTINUED)

NO CUT-OUT (NN)

		NONE POWERBAR (N)		INTEGRATED POWERBAR (I)		INTEGRATED POWERBAR WITH IEC OUTLET (P)	
		WORKSURFACE FINISH					
D	W	Foundation Laminate	Flintwood	Foundation Laminate	Flintwood	Foundation Laminate	Flintwood
46 / 1168	57 / 1448	5464	n/a	5639	n/a	n/a	n/a
46 / 1168	63 / 1600	5547	n/a	5722	n/a	n/a	n/a
46 / 1168	69 / 1753	5629	n/a	5804	n/a	n/a	n/a
46 / 1168	75 / 1905	5712	n/a	5887	n/a	n/a	n/a
46 / 1168	81 / 2057	5794	n/a	5969	n/a	n/a	n/a
46 / 1168	87 / 2210	5877	n/a	6052	n/a	n/a	n/a

SQUARE - END (SE)

		NONE POWERBAR (N)		INTEGRATED POWERBAR (I)		INTEGRATED POWERBAR WITH IEC OUTLET (P)	
		WORKSURFACE FINISH					
		Foundation Laminate	Flintwood	Foundation Laminate	Flintwood	Foundation Laminate	Flintwood
34 / 864	57 / 1448	5387	n/a	5562	n/a	5562	n/a
34 / 864	63 / 1600	5448	n/a	5623	n/a	5623	n/a
34 / 864	69 / 1753	5509	n/a	5684	n/a	5684	n/a
34 / 864	75 / 1905	5570	n/a	5745	n/a	5745	n/a
34 / 864	81 / 2057	5622	n/a	5797	n/a	5797	n/a
34 / 864	87 / 2210	5683	n/a	5858	n/a	5858	n/a
40 / 1016	57 / 1448	5386	n/a	5561	n/a	5561	n/a
40 / 1016	63 / 1600	5463	n/a	5638	n/a	5638	n/a
40 / 1016	69 / 1753	5540	n/a	5715	n/a	5715	n/a
40 / 1016	75 / 1905	5617	n/a	5792	n/a	5792	n/a
40 / 1016	81 / 2057	5694	n/a	5869	n/a	5869	n/a
40 / 1016	87 / 2210	5770	n/a	5945	n/a	5945	n/a
46 / 1168	57 / 1448	5464	n/a	5639	n/a	5639	n/a
46 / 1168	63 / 1600	5547	n/a	5722	n/a	5722	n/a
46 / 1168	69 / 1753	5629	n/a	5804	n/a	5804	n/a
46 / 1168	75 / 1905	5712	n/a	5887	n/a	5887	n/a
46 / 1168	81 / 2057	5794	n/a	5969	n/a	5969	n/a
46 / 1168	87 / 2210	5877	n/a	6052	n/a	6052	n/a

LINEAR POWER MODULE - COMPACT 8" (LC) or POWER PILL - QUAD (PQ)

		NONE POWERBAR (N)		INTEGRATED POWERBAR (I)		INTEGRATED POWERBAR WITH IEC OUTLET (P)	
		WORKSURFACE FINISH					
		Foundation Laminate	Flintwood	Foundation Laminate	Flintwood	Foundation Laminate	Flintwood
40 / 1016	69 / 1753	5540	n/a	5715	n/a	n/a	n/a
40 / 1016	75 / 1905	5617	n/a	5792	n/a	n/a	n/a
40 / 1016	81 / 2057	5694	n/a	5869	n/a	n/a	n/a
40 / 1016	87 / 2210	5770	n/a	5945	n/a	n/a	n/a

If Switch Style (D, M, N or O) is specified, add 129.

Pricing is continued on the following page.

meeting tables

Xpress

B _ H R W 

Height-Adjustable Rectangular Meeting Peninsula (Continued)

DIMENSIONS
INCHES / MM

PRICING

1 3/16" KNIFE EDGE (V) (CONTINUED)

LINEAR POWER MODULE – COMPACT 8" (LC) or POWER PILL – QUAD (PQ)

DIMENSIONS INCHES / MM		NONE POWERBAR (N)		INTEGRATED POWERBAR (I)		INTEGRATED POWERBAR WITH IEC OUTLET (P)	
		WORKSURFACE FINISH		WORKSURFACE FINISH		WORKSURFACE FINISH	
D	W	Foundation Laminate	Flintwood	Foundation Laminate	Flintwood	Foundation Laminate	Flintwood
46 / 1168	69 / 1753	5629	n/a	5804	n/a	n/a	n/a
46 / 1168	75 / 1905	5712	n/a	5887	n/a	n/a	n/a
46 / 1168	81 / 2057	5794	n/a	5969	n/a	n/a	n/a
46 / 1168	87 / 2210	5877	n/a	6052	n/a	n/a	n/a

LINEAR POWER MODULE – COMPACT 18" (LS)

DIMENSIONS INCHES / MM		NONE POWERBAR (N)		INTEGRATED POWERBAR (I)		INTEGRATED POWERBAR WITH IEC OUTLET (P)	
		WORKSURFACE FINISH		WORKSURFACE FINISH		WORKSURFACE FINISH	
D	W	Foundation Laminate	Flintwood	Foundation Laminate	Flintwood	Foundation Laminate	Flintwood
40 / 1016	75 / 1905	5617	n/a	5792	n/a	n/a	n/a
40 / 1016	81 / 2057	5694	n/a	5869	n/a	n/a	n/a
40 / 1016	87 / 2210	5770	n/a	5945	n/a	n/a	n/a
46 / 1168	75 / 1905	5712	n/a	5887	n/a	n/a	n/a
46 / 1168	81 / 2057	5794	n/a	5969	n/a	n/a	n/a
46 / 1168	87 / 2210	5877	n/a	6052	n/a	n/a	n/a

If Switch Style (D, M, N or O) is specified, add 129.

