

storage for secondary desks

Xpress

BSSD

Storage Cabinet – Secondary Desk

This modular storage allows to provide additional storage and ensure to support secondary desk. The proper mix of end and center storage position will allow filling the whole span of a Secondary Desk. When Yes (Y) in front of height-adjustable mechanism option is specified, the storage allows to hide the height-adjustable mechanism.

WHAT'S INCLUDED

1 storage cabinet with levelers, pulls (as specified), mounting hardware, lock and keys (as specified), and accessories as listed below:

	Width	
	18"	24" to 42"
Adjustable Shelf	1	1
Door	1	2

WHAT'S EXCLUDED

High Secondary Desk or all High Secondary Desk for Height-Adjustable Worksurfaces.

NOTES

The end position must be specified next to a secondary desk gable in order to compensate its thickness creepage.

Left (L) or Right (R) Door Swing Direction is available with 18" wide cabinet only.

Not Applicable (N) Door Swing Direction is available with 24" to 42" wide cabinet only.

The shelf has a five positions adjustment with 1 1/4" intervals.

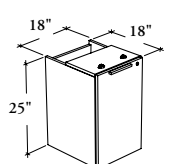
Additional shelves **cannot** be specified separately.

Can be used as a passive storage at the intersection of the secondary desk with the run-off worksurface, run-off with glass top, overlapping bridge and Height-Adjustable Worksurfaces.

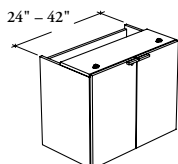
The high version will **not** allow two rows of standard letter-size binders.

Not all finishes are available as Xpress, Please see Xpress catalogue and/or specification software for details.

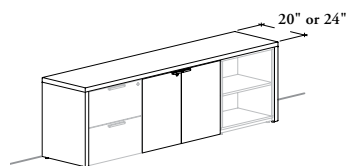
High (H)



Left Side Door Swing Direction (L)



Not Applicable (N)



PRODUCT OPTIONS

Position – Worksurface Thickness	In Front of Height-Adjustable Mechanism	Secondary Desk Height	Secondary Desk Depth	Width
C Center (Shown)	N No	H High	20, 24	18, 24, 30, 36, 42
M End – 1 3/16" thick Secondary Desk	Y Yes			
X End – 1 9/16" thick Secondary Desk				

SAMPLE ORDER CODE

BSSD M	N	H	24	42
---------------	----------	----------	-----------	-----------

PRODUCT OPTIONS CONTINUED

Door Swing Direction	Door Front Finish	Case Finish	Pull Style	Pull Finish	Key Style
L Left Side (Shown)	Source Laminate	Source Laminate	9 Rectangular	Foundation	N No Lock
R Right Side	Grade 2 Laminate (No Accents)	Flintwood (No Cathedral)	E Edge – Small	Mica	K Keyed Alike
N Not Applicable	Flintwood (No Cathedral)		F Edge – Standard		R Keyed Randomly
			M Modern Straight (ADA)		
			S Slim		

SAMPLE ORDER CODE CONTINUED

N	XS	XS	9	60	R
----------	-----------	-----------	----------	-----------	----------

See Pricing on the following page.

B S S D

Storage Cabinet – Secondary Desk
(Continued)DIMENSIONS
INCHES / MM

D	W
20 / 508	18 / 457
20 / 508	24 / 610
20 / 508	30 / 762
20 / 508	36 / 914
20 / 508	42 / 1067
24 / 610	18 / 457
24 / 610	24 / 610
24 / 610	30 / 762
24 / 610	36 / 914
24 / 610	42 / 1067

PRICING

POSITION – WORKSURFACE THICKNESS (C, M or X)

YES IN FRONT OF HEIGHT-ADJUSTABLE MECHANISM (Y)

HIGH (H)

SOURCE LAMINATE CASE FINISH

FLINTWOOD CASE FINISH

DOOR FRONT FINISH

Source Laminate	Grade 2 Laminate	Flintwood	Grade 2 Laminate	Flintwood
739	892	1149	2235	2492
791	995	1544	2273	2823
847	1101	1673	2580	3152
895	1201	1951	2571	3321
945	1302	2079	2708	3485
816	969	1228	2312	2571
870	1074	1623	2355	2904
927	1181	1753	2659	3231
972	1278	2030	2647	3399
1024	1381	2160	2785	3564

NO IN FRONT OF HEIGHT-ADJUSTABLE MECHANISM (N)

HIGH (H)

SOURCE LAMINATE CASE FINISH

FLINTWOOD CASE FINISH

DOOR FRONT FINISH

Source Laminate	Grade 2 Laminate	Flintwood	Grade 2 Laminate	Flintwood
816	969	1228	2312	2571
870	1074	1623	2355	2904
927	1181	1753	2659	3231
972	1278	2030	2647	3399
1024	1381	2160	2785	3564
816	969	1228	2312	2571
870	1074	1623	2355	2904
927	1181	1753	2659	3231
972	1278	2030	2647	3399
1024	1381	2160	2785	3564