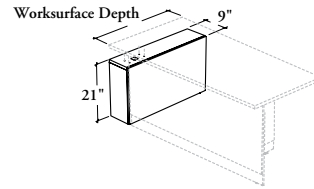


workwall storage

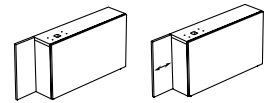
Xpress

BHKFR 

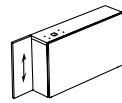
Workwall Kneespace Module – Full-Modesty Fixed Run-Off



No Extension Panel (N)



With Extension Panel – Horizontal or Solid Colors (E)



With Extension Panel – Vertical (V)

This module supports a Full-Modesty Fixed Run-Off to enable users to work perpendicular to the wall in a sit/stand position. It must be anchored to a building wall.

WHAT'S INCLUDED

1 workwall kneespace module with levelers, 1 removable front, 1 extension panel (if applicable), and mounting hardware.

WHAT'S EXCLUDED

Full-Modesty Fixed Run-Off and Wall Panels.

NOTES

Can be used with Full-Modesty Fixed Run-Off – Offset Base (BF_MR) only, refer to the Application Guide for more details.

When No Extension Panel (N) option is specified, Extension Panel Finish is **not** available.

Not all finishes are available as Xpress, Please see Xpress catalogue and/or specification software for details.

PRODUCT OPTIONS

Extension Panel	Depth	Worksurface Depth	Height	Configuration	Front Finish	Edge Trim Finish (Laminate Front only)	Case Finish	Extension Panel Finish (If Applicable)
N No Extension Panel	9	30, 36	21	L Left Handed (Shown) R Right Handed	Source Laminate Flintwood (No Cathedral)	Edge Trim Colors	Source Laminate Flintwood (No Cathedral)	Source Laminate Flintwood (No Cathedral)
E With Extension Panel – Horizontal or Solid Colors								
V With Extension Panel – Vertical								

SAMPLE ORDER CODE

BHKFR V	9	30	21	R	VZ		VZ	VZ
----------------	----------	-----------	-----------	----------	-----------	--	-----------	-----------

DIMENSIONS INCHES / MM

D	W	H
9 / 229	30 / 762	21 / 533
9 / 229	36 / 914	21 / 533

PRICING

NO EXTENSION PANEL (N)

SOURCE LAMINATE FRONT FINISH

CASE FINISH

Source Laminate
1049
1049

FLINTWOOD FRONT FINISH

Source Laminate	Flintwood
1344	1986
1344	1986

WITH EXTENSION PANEL – HORIZONTAL OR SOLID COLORS (E) or VERTICAL (V)

SOURCE LAMINATE FRONT FINISH

EXTENSION PANEL SOURCE LAMINATE

CASE FINISH

Source Laminate
1125
1125

FLINTWOOD FRONT FINISH

Source Laminate	Flintwood
1420	2062
1420	2062

EXTENSION PANEL FLINTWOOD

1266
1266

1561	2203
1561	2203

