

**YMSTX** Xpress

# MAST Dynamic Arm Light



**What's Included**

Fully adjustable Single or Dual Dynamic Arm(s), specified mounting style, quick release VESA plate, monitor mounting hardware, wire management clip

**Notes**

Interpret Accessory Beam (8) is not for use with Single Sided Interpret Accessory Beam.

Bolt Thru Mount requires a 1/2" drilled hole in work surface and works on worksurfaces up to 1 5/8" thick.

Standard Edge Clamp works on worksurfaces up to 1 5/8" thick and requires a minimum 3/8" (10mm) gap.

Grommet mount requires a 2 3/4" hole in worksurface and works on worksurfaces up to 1 5/8" thick.

Height-adjustment range of 12". Balances loads between 4 lbs. and 18 lbs. for both flat screens and curved screens. Focal adjustment of 18"- 20 1/2". Minimum product depth of 4". Tilt adjustment of 135°. Swivel adjustment of 360°. Easily positions monitor in landscape or portrait.

Angled arm linkage is standard and includes integrated wire management.

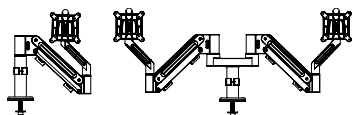
Post mounted wire management clip is standard.

75/100 VESA plate mounting patterns.

Dual Arm includes two separate Dynamic Arms on a shared single post and mount.

Special care when combining with MAST accessories. Combined accessory and technology must have a weight of 4 lbs.

Finished in Metallic Silver.



Single (1)

Dual (2)



Bolt Thru Mount



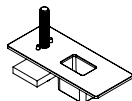
Standard Edge Clamp



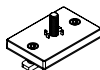
Marketplace Edge Clamp



Round Grommet



Expansion Grommet



Interpret Accessory Beam Mount

**PRODUCT OPTIONS**

Number of Arms	Mount
1 Single	1 Bolt Thru Mount
2 Dual	2 Standard Edge Clamp
	3 Marketplace Edge Clamp
	4 Round Grommet
	5 Expansion Grommet
	8 Interpret Accessory Beam Mount

**SAMPLE ORDER CODE**

<b>YMSTX 1</b>	<b>4</b>
----------------	----------

See Pricing on the following page.

Xpress YMSTX

# MAST Dynamic Arm Light (Continued)

MOUNT	PRICING	
	SINGLE	DUAL
1	752	1472
2	780	1502
3	811	1531
4	780	1502
5	811	1531
8	811	1531