

YMSTA ^{Xpress} MAST Arm



What's Included

Monitor support arm with mounting attachment method, quick release VESA plate, and monitor mounting screws.

Notes

75mm/100mm VESA plate mounting patterns.

Supports all MAST attachment accessories.

Each arm linkage includes integrated wire management.

Tilt adjustment of 135°. Swivel adjustment of 360°. Easily positions monitor in landscape or portrait.

Dynamic Arm (D) configurations support loads between 8 lbs to 30lbs.

Dynamic Arm Light (X) configurations support loads between 4 lbs to 18lbs.

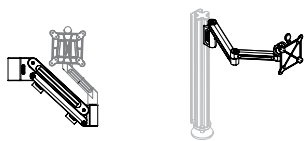
Manual Arm (M) configurations support loads up to 30 lbs.

For guidance refer to page 138 on how to customize MAST.

Finished in Metallic Silver.

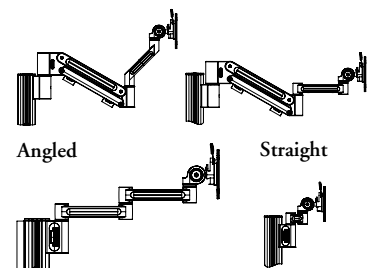
Beam/Accessory Element Mount application rail must support a minimum of 30 lbs. Not for use on Panel or Screen Accessory Elements.

MAST Beam is recommended.



Dynamic

Manual

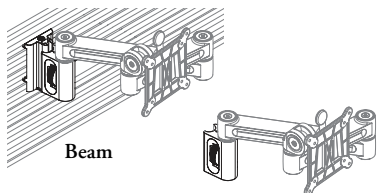


Angled

Straight

Compact

Knuckle



Beam

Stanchion

	Angled (A)	Compact (C)	Knuckle (K)	Straight (S)
Dynamic (D) / (X)	✓	N/A	N/A	✓
Manual (M)	N/A	✓	✓	✓

PRODUCT OPTIONS

Adjustment Style	Arm Configuration	Attachment
D Dynamic Arm	A Angled	B Beam/Accessory Element
M Manual Arm	C Compact	S Stanchion
X Dynamic Arm Lite	K Knuckle	
	S Straight	

SAMPLE ORDER CODE

YMSTA M	S	B
---------	---	---

See Pricing on the following page.

Xpress YMSTA
MAST Arm (Continued)

**ARM
 CONFIGURATION**

PRICING

DYNAMIC ARM / DYNAMIC ARM LITE		
	Beam / Accessory Element	Stanchion
A	673	571
C	n/a	n/a
K	n/a	n/a
S	673	571
MANUAL ARM		
	Beam / Accessory Element	Stanchion
A	n/a	n/a
C	475	373
K	362	260
S	509	407