

Xpress **YMSS**

Swerv Monitor Arm

What's Included

Fully adjustable single or dual dynamic arm(s), specified mounting style, 75/100 quick release VESA plate, monitor mounting hardware and wire management. Supports technology between 5-12 lbs.

Notes

Dual Arm with Smart Clamp includes one Dual Arm Cover Plate and two Single Arm Cover Plates.

Dual Arm with Diamond Grommet includes 2 arms with a single piece mount that has 2 posts. Smart Clamp includes Desk Edge Clamp, 2 3/4" Round Grommet, and Bolt Thru Mounts.

Bolt Thru Mount requires a 3/8" drilled hole in work surface and works on worksurfaces up to 1 1/2" thick.

Desk Edge Mount works on worksurfaces between 3/4" to 1 1/2" thick.

Quick release feature is standard for 75/100 VESA plate.

Height-adjustment range of 10".

Supports weights between 5 -12 lbs. for Flat Screens and 5 - 10 lbs. for Curved Screens.

Focal adjustment of 20.5.

Minimum product depth of 2".

Tilt adjustment of 135°.

Swivel adjustment 360° or 180° (dependent on use of rotation stops).

Monitor swivel of 180°.

Easily positions monitor in landscape or portrait.

Arm reach and clamp includes integrated wire management.

Can be configured on-site to have 180° rotation stops or have full 360° rotation at the mounting post attachment.

When specifying the Swerv Monitor Arm with a Power Tray (WWEPTS) or Power Management Channel (WWEPS) on a Wire Gap Worksurface (WWWWS/WWWRS), please specify either the Bolt-Through or Round Grommet mount. These product can be found in the *Interpret Price & Product Guide*.

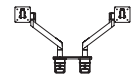
Xpress Available through *Teknion's Xpress Program*.



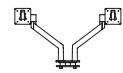
Single Arm / Swerv Smart Clamp



Single Arm / Diamond Grommet



Dual Arm / Swerv Smart Clamp



Dual Arm / Diamond Grommet

PRODUCT OPTIONS

Number of Arms	Mount	Finish
1 Single	2 Swerv Smart Clamp (Edge Clamp, Round Grommet, and Thru Mount)	25 Crisp Grey
2 Dual	4 Diamond Grommet (upStage, Expansion, HAB)	60 Platinum
		68 Anthracite

SAMPLE ORDER CODE

YMSS 1	4	68
---------------	----------	-----------

NUMBER OF ARMS

1
2

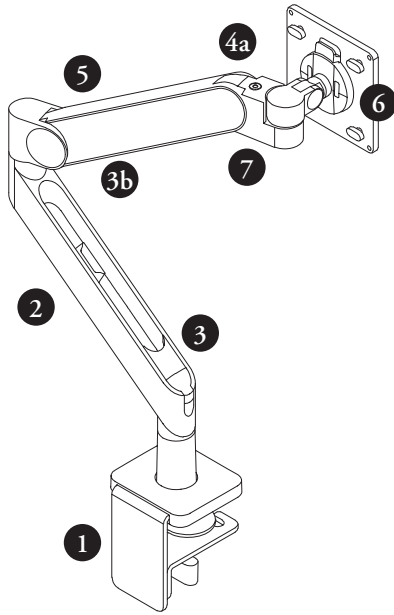
PRICING

571
1151

swerv monitor arm HD overview

Swerv HD is a larger version of the standard Swerv monitor arm. Swerv HD provides the ability to support single heavier monitors or support dual monitors using a single arm.

swerv monitor arm HD



- 1 Mounting Option**
Swerv HD uses the Swerve Smart Clamp (Edge Clamp, Round Grommet and Thru Mount) or the Diamond Grommet (upStage, Expansion, HAB). Desk Edge Mount works on worksurfaces between 3/4" and 1-1/2" thick. Unique to Swerv HD, both adjustment allen keys are conveniently stored under the top cover plate.
- 2 Reach Arm**
Highlighted by its hollow body, the reach arm calls out to its sister product, Sanna Lightbar for its inspiration and unique ability to manage and guide wires.
- 3 Wire Management**
Wires still exist and Swerve HD moves with them to be freely driven to new positions without interference. A removable cap unveils a pass through between the reach arm and the post.
- 3a** Integrated into the hollow reach arm, the reach clip helps to create Swerve HD's signature cord curve from the upper adjustment arm to the reach Raceway.
- 3b** The initial connection between cables and arm is critical for establishing slack for turning and clean aesthetics.
- 4 Weight Balancing (8-20 lbs)**
Swerve HD is highlighted with a patent pending weight balancing mechanism similar to the patented counterbalance table mechanism.
- 4a** Macro Adjuster. Used to balance the weight of the monitor.
- 5 Adjustment Arm**
 - 10" up/down height-adjustment 20-1/2" focal depth adjustment (total arm)
 - Balances monitors between 8 – 20 lbs (flat screen) or 8 – 14 lbs (curved screen)
 - Conceals the Macro Adjuster behind the monitor
- 6 Swivel/Tilt Head**
 - 360° swivel rotation
 - 135° tilting for standard and bifocal viewing angles
- 7 Monitor Mount Quick Release VESA Plate**
 - 75/75 and 100/100
 - 185° portrait to landscape rotation
 - Quick Release tab allows for intuitive release of monitor from the arm

