

Xpress YMSC G Arm Cover Plate

This product will convert two Single Arm Smart Clamp Swerv's into a Dual Arm Smart Clamp Swerv.

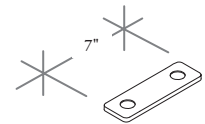
What's Included

Swerv Dual Arm Cover Plate in selected finish.

Notes

Joins two single Swerv arms with Smart Clamp a resultant 7" spacing between posts.

Xpress Available through *Teknion's Xpress Program*.



PRODUCT OPTIONS

Arm Spacing	Finish
07 7	25 Crisp Grey 60 Platinum 68 Anthracite

SAMPLE ORDER CODE

YMSC 07	68
---------	----

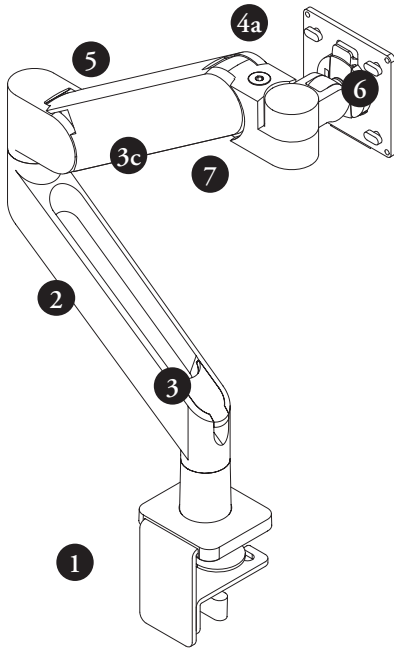
PRICING

22

swerv xl dynamic monitor arm overview

Swerv XL is a scaled up, larger version of the standard Swerv monitor arm. Swerv XL provides the ability to support single heavier monitors or support dual monitors using a single arm and crossbar.

swerv xl dynamic monitor arm



1 Mounting Option
Swerv XL uses the XL Desk Edge Clamp. Unique to Swerv XL, both adjustment allen keys are conveniently stored under the top cover plate.

2 Reach Arm
Highlighted by its hollow body, the reach arm calls out to its sister product, Sanna Lightbar for its inspiration and unique ability to manage and guide wires.

3 Wire Management
Wires still exist and Swerv XL moves with them to be freely driven to new positions without interference. A removable cap unveils a pass through between the reach arm and the post.

3b Integrated into the hollow reach arm, the reach clip helps to create Swerv XL's signature cord curve from the upper adjustment arm to the reach Raceway.

3c The initial connection between cables and arm is critical for establishing slack for turning and clean aesthetics.

4 Weight Balancing (20-35 lbs) Swerv XL is highlighted with a patent pending weight balancing mechanism similar to the patented counterbalance table mechanism.

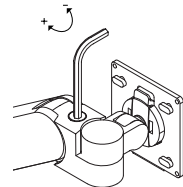
4a Macro Adjuster. Used to balance the weight of the monitor.

5 Adjustment Arm

- Conceals the Macro Adjuster behind the monitor
- 11 1/2" up/down height-adjustment, 23" focal depth adjustment (total arm). Balances monitors between 20 and 35 lbs

6 Swivel/Tilt Head

- 270° swivel rotation
- 180° swivel
- 135° tilting for standard and bifocal viewing angles



7 Monitor Mount
Quick Release VESA Plate

- 75/75 and 100/100
- 185° portrait to landscape rotation
- Quick Release tab allows for intuitive release of monitor from the arm