

YLSC Sanna Lightbar IC (Integrated Cerebro)

Sanna Lightbar IC is to be paired with Navigate Height-Adjustable Freestanding Table Base Only IC (YCH), Rectangular Height-Adjustable Worksurface for Navigate IC (WBC) or Rectangular Height-Adjustable Worksurface with Radius Corners for Navigate IC (WJC) and Swerv IC (YMSZ) to create a complete Cerebro solution.

What's Included

1 Sanna Lightbar IC, specified base and specified plug style

Notes

Lumistar™ ambient light sensor to automatically maintain selected light output

High output LED light engine

Color temperature of 3000K

50,000 hour lifespan

Luminosity of 610 lumens

Color Rendering Index of 90+CRI

Illuminance of 2500 lux

75 lm/W

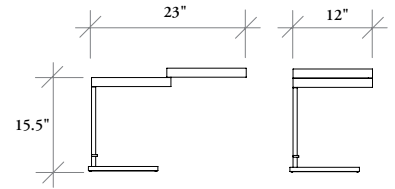
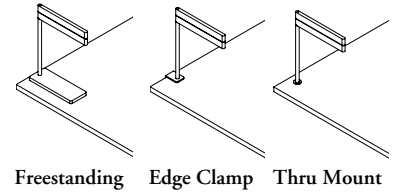
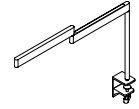
Power consumption of 8w

6' cord with detachable power adapter

UL Listed

6 hour auto shut-off

One Table One Plug product offering plug style (D) refers to the DC power connection to be plugged into the DC Power Hub



PRODUCT OPTIONS

Base Style	Insert Style	Country of Installation	Lightbar Finish	Plug Style
1 Freestanding	N000 No Insert	A Canada/U.S.A.	25 Crisp Grey	D DC Power Connection
2 Edge Clamp	4007 Heather Felt			S Standard with Plug-in Power Adapter
3 Thru Mount	4046 Fine Grain			

SAMPLE ORDER CODE

YLSC 2	N000	A	25	D
---------------	-------------	----------	-----------	----------

BASE STYLE

Freestanding
Edge Clamp
Thru Mount

PRIX

DC Power Connection (D)	Standard with Plug-in Power Adapter (S)
1016	1063
966	1013
966	1013