

CREDENZAS OVERVIEW

Credenzas provide lower storage options and supports.



PRECONFIGURED VS. CONFIGURABLE



Preconfigured Credenzas have all storage configurations and options built into one product code. Offered in single, double and triple configurations.



Configurable Credenza components can be used to create off-module configurations or open knee spaces along the workwall area.

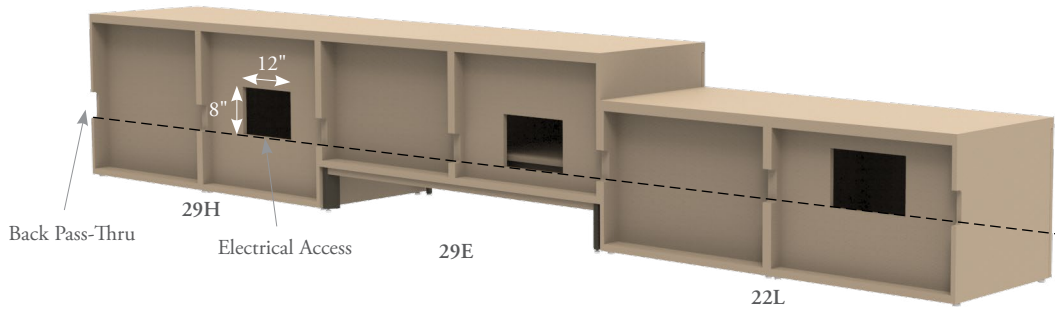
CABLE ROUTING & ELECTRICAL ACCESS

Back Pass-Thru cut out for cable routing are specified from the user's perspective and are available Left/Right or Both.

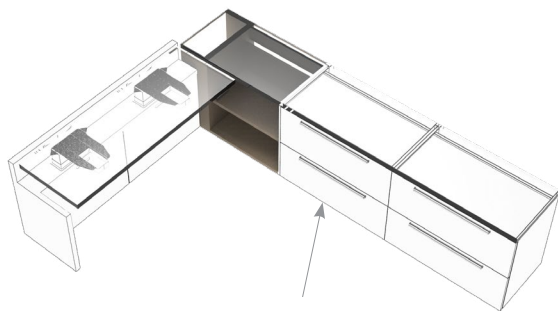
Electrical access can be specified with Open or Hinged Doors storage, and are included with all Printer with Hinged Doors storage.

Top Pass-Thru cut out for cable routing behind a wall-mounted element down to a credenza. This cut out will be concealed by the wall-mounted element.

The back of all credenzas are recessed 2" for drawer units and 3" for open or hinged doors. The backs are finished with a paper equalizer backer for applications against a wall only.



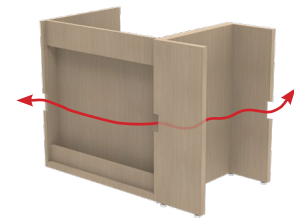
Open Connecting Cabinet (U) is utilized to anchor to an Electrical Access Box or Workwall access box without a cable.



Triple Credenza with Left Open Connecting storage configuration

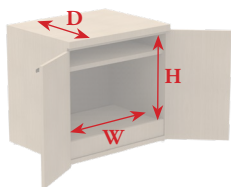


Front view of the Open Connecting storage configuration



Back view of the Open Connecting storage configuration

PRINTER CABINET INTERNAL DIMENSIONS



2H Modules

Nominal Size		Actual Internal Dimensions		Maximum	Minimum
W	D	W	D	H	H
20"	30"	28-1/4"	14-1/2"	22-1/8"	15-1/8"
20"	36"	34-1/4"	14-1/2"	22-1/8"	15-1/8"
24"	30"	28-1/4"	18-1/2"	22-1/8"	15-1/8"
24"	36"	34-1/4"	18-1/2"	22-1/8"	15-1/8"

2L and 2H Elevated Modules

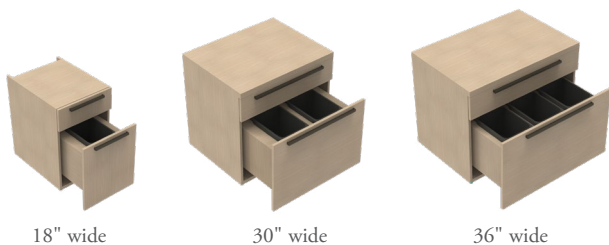
Nominal Size		Actual Internal Dimensions		Maximum	Minimum
W	D	W	D	H	H
20"	30"	28-1/4"	14-1/2"	22-1/8"	15-1/8"
20"	36"	34-1/4"	14-1/2"	22-1/8"	15-1/8"
24"	30"	28-1/4"	18-1/2"	22-1/8"	15-1/8"
24"	36"	34-1/4"	18-1/2"	22-1/8"	15-1/8"

Minimum height is with the interior shelf at the lowest position.
Maximum height is with the shelf removed.


WASTE BINS

The number of bins that are included vary based on the module width.

2H Modules



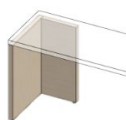
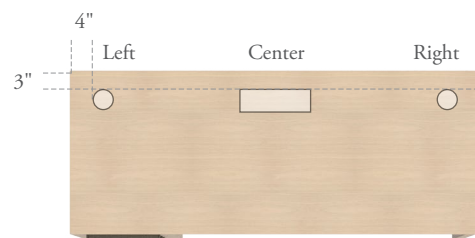
2L and 2H Elevated Modules



CREDENZA TOP & END SUPPORTS / TRANSITIONS

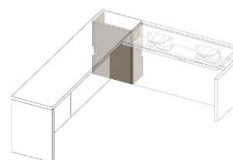
Credenza Top is paired with configurable cabinets, or supports to create an off-module credenza or open knee space along a workwall.

Electrical options are available Left, Right or Center. These options should only be positioned over Open and Hinged Door cabinets or open knee space with an Electrical Access Box.



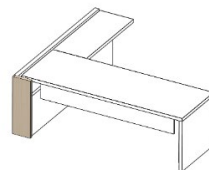
L-Panel (L)

Used to support a credenza top and create an open kneespace. Depth should match the credenza top.



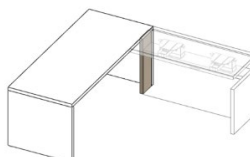
Connecting Gable (U)

Used to support a credenza top and create an open knee space in a corner of an L or U layout. Provides a continuous hidden cable path through the corner. Cable pass thru area is 9".



Cosmetic End Cap (C)

Used to cap off the workwall section of a 3-point Height-Adjustable Run-Off or Height-Adjustable Workwall Credenza for a cleaner aesthetic from the floor to the 29" height.



Connecting Gable (N)

Used to secure an electrical access box, 3-point Height-Adjustable Run-Off or Height-Adjustable Workwall Credenza to a fixed height desk in an L or U layout.

CENTER MODULES & END SUPPORTS WITH EXTENSIONS



T-Gable, Center Support (T)

Supports center of a Credenza Top in an open knee space configuration with an unsupported span over 48".

Must be paired with an end support or cabinet on both ends of a configuration.

Size is always 12" wide x 12" deep only.



Extended L-Panel (L)

Supports the end of a Credenza Top in an open knee space configuration where an electrical access box is not desired.



Electrical Access Box, No Support (A)

Provides electrical access and cable management within an knee space.

Must be paired with an end support or cabinet on both ends of a configuration.

Depth is 9" and does not support the credenza top.

For widths 36", 42", 48" access box will have a single removable front panel.

For widths 54" and 60" access box will have two removable panels.



Electrical Access Box with End Gable (A)

Supports the end of a Credenza Top, and provides electrical access and cable management within an open knee space credenza.

Must be paired with an additional end support or cabinet to complete a configuration.

Depth is 9" and does not support the credenza top.

For widths 36", 42", 48" access box will have a single removable front panel.

For widths 54" and 60" access box will have two removable panels.



Credenza Top Spacer

Only used to support credenza top overlapping a low credenza (22-1/4"), which will bring the credenza top up to the 29" height.

Spacer can not be paired with a cabinet without a top.

Spacer depth should match the credenza top depth.

Spacer Height is 5-1/4".

Metal bracket will default to Ebony (52) finish.



U-Gable with Electrical Access Box (U)

Same as (A), but provides connection to a perpendicular access box, 3-point Height-Adjustable Run-Off, or Height-Adjustable Workwall Credenza in an L or U layout.

CREDENZAS: PRECONFIGURED OVERVIEW

Preconfigured Credenzas are complete furniture pieces with all model, options and finishes built into one product code.



**Single Credenza
C1HS**
Depths: 20, 24
Widths: 30, 36



**Single Low Credenza
C1LS**
Depths: 20, 24
Widths: 30, 36



**Single Credenza, Elevated
C1HE**
Depths: 20, 24
Widths: 30, 36



**Double Credenza
C2HS**
Depths: 20, 24
Widths: 60, 72



**Double Low Credenza
C2LS**
Depths: 20, 24
Widths: 60, 72



**Double Credenza, Elevated
C2HE**
Depths: 20, 24
Widths: 60, 72



**Triple Credenza
C3HS**
Depths: 20, 24
Widths: 90, 108



**Triple Low Credenza
C3LS**
Depths: 20, 24
Widths: 90, 108



**Triple Credenza, Elevated
C3HE**
Depths: 20, 24
Widths: 90, 108



**Mobile Pedestal
CMPD**
Depths: 20
Height: 23
Widths: 15 (actual 15-1/2)



**Credenza Workwall Shell
CCWO**
Depths: 20, 24, 30
Widths: 36 - 84 in 6" inc.



**Credenza Workwall, Two Cabinets
CCWS**
Depths: 20, 24
Widths: 72-108 in 6" inc.
Storage Width (x2): 15, 18, 30, 36

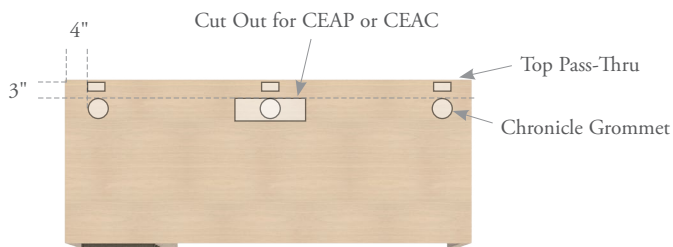


**Credenza Workwall, Two Cabinets, Elevated
CCWE**
Depths: 20, 24
Widths: 72-108 in 6" inc.
Storage Width (x2): 15, 18, 30, 36

PRODUCT FEATURES

- Depths: 20", 24"
- Single Credenza Widths: 30", 36"
- Double Credenza Widths: 60", 72"
- Triple Credenza Widths: 90", 108"
- Heights: 29" (H) or 22-1/4" (L)
- Base Options: Standard to the Floor (S) or Elevated by a Metal Base (E)
- Top Thickness: 1-1/2"
- Doors and Drawers come with soft-close hardware
- Back Style:
 - Back of all credenzas is recessed with a paper equalizer backer for applications against a wall only
 - 3" recessed back for Open & Hinged Door storage
 - 2" recessed back for Drawer storage
 - Optional cable management cut outs available to allow cable routing between modules
 - Workwall Credenzas have a standard 3-3/4" recessed back and 9" recessed back for the wall access option
- Optional lock available in Ebony or Satin Chrome, Keyed Alike per office suite
- Available configurations in Preconfigured Credenzas include:
 - (H) Hinged Doors Includes one internal shelf
 - (O) Open Includes one internal shelf
 - (F) Two File Drawers HS Credenzas only
 - (B) Two Box & One File Drawer HS Credenzas only
 - (X) One Box & One File Drawer LS & HE Credenzas only
 - (W) Waste Bin 30" module width includes 2 bins, 36" module width includes 3 bins
 - (P) Hinged Doors with Printer Pullout Drawer Includes wall access cut out; Printer is customer supplied
 - (U) Open Connecting Cabinet HS & HE Triple Credenzas only

Electrical Cut Outs and Pass-Thru for Preconfigured Credenzas



Handle Style Options



Extended Pull



ADA Handle

Configuration Options



Hinged Door/Doors (H)



Open (O)



Two File Drawers (F)



Two Box & One File Drawer (B)



One Box & One File Drawer (X)



Waste Bin (W)



Hinged Doors with Printer Pullout (P)



Open Connecting Cabinet (U)

C1HS

Single Credenza



Shown: File, File (F)

PRODUCT OPTIONS

Storage Configuration	Depth	Width	Handle Style	Case Finish	Front & Visible Shelf Finish
H Hinged Doors O Open F File, File B Box, Box, File W Waste Bin P Hinged Doors with Printer Shelf	20, 24	30, 36	A ADA Handle E Extended Pull	Natural Veneer 2 Natural Veneer 3 Natural Veneer 4 Chroma Wood Rustic Oak	Natural Veneer 2 Natural Veneer 3 Natural Veneer 4 Chroma Wood Rustic Oak

Top Finish	Handle Finish	Top Cable Management	Back Cable Management	Lock
Natural Veneer 2 Natural Veneer 3 Natural Veneer 4 Chroma Wood Rustic Oak	Metal Paints	N No Top Pass-Thru Y Top Pass-Thru	N No Back Cable Management L Left Gable Pass-Thru R Right Gable Pass-Thru B Both Gable Pass-Thru W Wall Access Panel Only F Wall Access with Left Gable Pass-Thru G Wall Access with Right Gable Pass-Thru A Wall Access with Both Gable Pass-Thru	N None C Keyed Alike - Satin Chrome E Keyed Alike - Ebony

PRICING

Dimensions	Open (O)	Hinged Doors (H)	Box, Box, File (B)	File, File (F)	Hinged Doors with Printer Shelf (P)	Waste Bin Drawer (W)
20"d x 30"w	3246	4303	4328	3869	5042	5041
20"d x 36"w	3483	4628	4613	4155	5437	5385
24"d x 30"w	3629	4680	4582	4091	5503	5280
24"d x 36"w	3899	5039	4886	4395	5945	5644

If Keyed Alike (Satin Chrome/Ebony) is specified, add 135

If Left or Right Gable Pass-Thru is specified, add 45

If Both Gable Pass-Thru is specified, add 91

If Top Pass-Thru is specified, add 45

If Wall Access Panel is specified, add 45

C1LS

Single Low Credenza



Shown: 1 Box,
1 File (X)

PRODUCT OPTIONS

Storage Configuration	Depth	Width	Handle Style	Case Finish	Front & Visible Shelf Finish
H Hinged Doors O Open X Box, File W Waste Bin P Hinged Doors with Printer Shelf	20, 24	30, 36	A ADA Handle E Extended Pull	Natural Veneer 2 Natural Veneer 3 Natural Veneer 4 Chroma Wood Rustic Oak	Natural Veneer 2 Natural Veneer 3 Natural Veneer 4 Chroma Wood Rustic Oak

Top Finish	Handle Finish	Top Cable Management	Back Cable Management	Lock
Natural Veneer 2 Natural Veneer 3 Natural Veneer 4 Chroma Wood Rustic Oak	Metal Paints	N No Top Pass-Thru Y Top Pass-Thru	N No Back Cable Management L Left Gable Pass-Thru R Right Gable Pass-Thru B Both Gable Pass-Thru W Wall Access Panel Only F Wall Access with Left Gable Pass-Thru G Wall Access with Right Gable Pass-Thru A Wall Access with Both Gable Pass-Thru	N None C Keyed Alike - Satin Chrome E Keyed Alike - Ebony

PRICING

Dimensions	Open (O)	Hinged Doors (H)	Box, File (X)	Hinged Doors with Printer Shelf (P)	Waste Bin Drawer (W)
20"d x 30"w	2995	3950	3480	4148	4030
20"d x 36"w	3218	4241	3720	4481	4324
24"d x 30"w	3347	4298	3686	4471	4252
24"d x 36"w	3605	4623	3944	4838	4567

If Keyed Alike (Satin Chrome/Ebony) is specified, add 135
 If Left or Right Gable Pass-Thru is specified, add 45
 If Both Gable Pass-Thru is specified, add 91
 If Top Pass-Thru is specified, add 45
 If Wall Access Panel is specified, add 45

C1HE

Single Credenza, Elevated



Shown: Hinged
Doors (H)

PRODUCT OPTIONS

Storage Configuration	Depth	Width	Handle Style	Case Finish	Front & Visible Shelf Finish
H Hinged Doors O Open X Box, File W Waste Bin P Hinged Doors with Printer Shelf	20, 24	30, 36	A ADA Handle E Extended Pull	Natural Veneer 2 Natural Veneer 3 Natural Veneer 4 Chroma Wood Rustic Oak	Natural Veneer 2 Natural Veneer 3 Natural Veneer 4 Chroma Wood Rustic Oak

Top Finish	Handle Finish	Top Cable Management	Back Cable Management	Lock
Natural Veneer 2 Natural Veneer 3 Natural Veneer 4 Chroma Wood Rustic Oak	Metal Paints	N No Top Pass-Thru Y Top Pass-Thru	N No Back Cable Management L Left Gable Pass-Thru R Right Gable Pass-Thru B Both Gable Pass-Thru W Wall Access Panel Only F Wall Access with Left Gable Pass-Thru G Wall Access with Right Gable Pass-Thru A Wall Access with Both Gable Pass-Thru	N None C Keyed Alike - Satin Chrome E Keyed Alike - Ebony

PRICING

Dimensions	Open (O)	Hinged Doors (H)	Box, File (X)	Hinged Doors with Printer Shelf (P)	Waste Bin Drawer (W)
20"d x 30"w	4266	4752	4752	5420	5302
20"d x 36"w	4524	5026	5026	5787	5631
24"d x 30"w	4629	4968	4968	5753	5534
24"d x 36"w	4921	5260	5260	6154	5884

If Keyed Alike (Satin Chrome/Ebony) is specified, add 135
 If Left or Right Gable Pass-Thru is specified, add 45
 If Both Gable Pass-Thru is specified, add 91
 If Top Pass-Thru is specified, add 45
 If Wall Access Panel is specified, add 45

C2HS

Double Credenza



Shown: Open (O) left,
Box, Box, File (B) right

PRODUCT OPTIONS

Left Side Configuration	Right Side Configuration	Depth	Width	Handle Style	Case Finish
H Hinged Doors O Open F File, File B Box, Box, File W Waste Bin P Hinged Doors with Printer Shelf	H Hinged Doors O Open F File, File B Box, Box, File W Waste Bin P Hinged Doors with Printer Shelf	20, 24	60, 72	A ADA Handle E Extended Pull	Natural Veneer 2 Natural Veneer 3 Natural Veneer 4 Chroma Wood Rustic Oak

Front & Shelves Finish	Top Finish	Handle Finish	Top Cable Management	Back Cable Management	Lock
Natural Veneer 2 Natural Veneer 3 Natural Veneer 4 Chroma Wood Rustic Oak	Natural Veneer 2 Natural Veneer 3 Natural Veneer 4 Chroma Wood Rustic Oak	Metal Paints	N No Top Pass-Thru Y Top Pass-Thru	N No Back Cable Management L Left Gable Pass-Thru R Right Gable Pass-Thru B Both Gable Pass-Thru W Wall Access Panel Only F Wall Access with Left Gable Pass-Thru G Wall Access with Right Gable Pass-Thru A Wall Access with Both Gable Pass-Thru	N None C Keyed Alike - Satin Chrome E Keyed Alike - Ebony

PRICING

Depth	Width	HH	HO, OH	HF, FH	HB, BH	HW, WH	HP, PH	OF, FO	OB, BO	OW, WO
20"	60"	7947	6890	6456	7971	8685	8686	7513	6915	7628
20"	72"	8629	7484	7010	8614	9386	9438	8156	7469	8240
24"	60"	8611	7560	6972	8514	9211	9435	8023	7463	8160
24"	72"	9362	8222	7579	9209	9967	10268	8718	8069	8827

Depth	Width	OP, PO	FF	FB, BF	FW, WF	FP, PF	BW, WB	BP, PB	WP, PW
20"	60"	7629	7079	7537	8251	8252	8710	8711	9424
20"	72"	8293	7682	8140	8912	8964	9370	9423	10194
24"	60"	8384	7434	7925	8622	8846	9113	9337	10034
24"	72"	9128	8075	8565	9323	9624	9814	10115	10873

If Keyed Alike (Satin Chrome/Ebony) is specified, add 135 per lock
 If Left or Right Gable Pass-Thru is specified, add 45
 If Both Gable Pass-Thru is specified, add 91
 If Top Pass-Thru is specified, add 45
 If Wall Access Panel is specified, add 45

C2LS

Double Low Credenza



Shown: Open (O) left,
Box, File (X) right

PRODUCT OPTIONS

Left Side Configuration	Right Side Configuration	Depth	Width	Handle Style	Case Finish
H Hinged Doors O Open X Box, File W Waste Bin P Hinged Doors with Printer Shelf	H Hinged Doors O Open X Box, File W Waste Bin P Hinged Doors with Printer Shelf	20, 24	60, 72	A ADA Handle E Extended Pull	Natural Veneer 2 Natural Veneer 3 Natural Veneer 4 Chroma Wood Rustic Oak

Front & Shelves Finish	Top Finish	Handle Finish	Top Cable Management	Back Cable Management	Lock
Natural Veneer 2 Natural Veneer 3 Natural Veneer 4 Chroma Wood Rustic Oak	Natural Veneer 2 Natural Veneer 3 Natural Veneer 4 Chroma Wood Rustic Oak	Metal Paints	N No Top Pass-Thru Y Top Pass-Thru	N No Back Cable Management L Left Gable Pass-Thru R Right Gable Pass-Thru B Both Gable Pass-Thru W Wall Access Panel Only F Wall Access with Left Gable Pass-Thru G Wall Access with Right Gable Pass-Thru A Wall Access with Both Gable Pass-Thru	N None C Keyed Alike - Satin Chrome E Keyed Alike - Ebony

PRICING

Depth	Width	HH	HO, OH	HX, XH	HW, WH	HP, PH	OX, XO
20"	60"	7314	6358	6844	7394	7512	5888
20"	72"	7927	6905	7406	8011	8126	6384
24"	60"	7933	6981	7320	7887	8147	6369
24"	72"	8615	7597	7936	8559	8830	6918

Depth	Width	OW, WO	OP, PO	XX	XW, WX	XP, PX	WP, PW
20"	60"	6439	6557	6374	7185	7042	7592
20"	72"	6989	7103	6885	7626	7605	8210
24"	60"	6935	7196	6708	7416	7535	8101
24"	72"	7541	7811	7257	7880	8150	8774

If Keyed Alike (Satin Chrome/Ebony) is specified, add 135 per lock
 If Left or Right Gable Pass-Thru is specified, add 45
 If Both Gable Pass-Thru is specified, add 91
 If Top Pass-Thru is specified, add 45
 If Wall Access Panel is specified, add 45

C2HE

Double Credenza, Elevated



Shown: Open (O) left,
Box, File (X) right

PRODUCT OPTIONS

Left Side Configuration	Right Side Configuration	Depth	Width	Handle Style	Case Finish
H Hinged Doors O Open X Box, File W Waste Bin P Hinged Doors with Printer Shelf	H Hinged Doors O Open X Box, File W Waste Bin P Hinged Doors with Printer Shelf	20, 24	60, 72	A ADA Handle E Extended Pull	Natural Veneer 2 Natural Veneer 3 Natural Veneer 4 Chroma Wood Rustic Oak

Front & Shelves Finish	Top Finish	Handle & Base Finish	Top Cable Management	Back Cable Management	Lock
Natural Veneer 2 Natural Veneer 3 Natural Veneer 4 Chroma Wood Rustic Oak	Natural Veneer 2 Natural Veneer 3 Natural Veneer 4 Chroma Wood Rustic Oak	Metal Paints	N No Top Pass-Thru Y Top Pass-Thru	N No Back Cable Management L Left Gable Pass-Thru R Right Gable Pass-Thru B Both Gable Pass-Thru W Wall Access Panel Only F Wall Access with Left Gable Pass-Thru G Wall Access with Right Gable Pass-Thru A Wall Access with Both Gable Pass-Thru	N None C Keyed Alike - Satin Chrome E Keyed Alike - Ebony

PRICING

Depth	Width	HH	HO, OH	HX, XH	HW, WH	HP, PH	OX, XO
20"	60"	8900	7944	8430	8980	9098	7474
20"	72"	9696	8673	9175	9779	9894	8152
24"	60"	9529	8578	8917	9483	9744	7965
24"	72"	10394	9375	9714	10338	10608	8696

Depth	Width	OW, WO	OP, PO	XX	XW, WX	XP, PX	WP, PW
20"	60"	8025	8143	7960	8510	8628	9178
20"	72"	8757	8872	8653	9258	9373	9978
24"	60"	8532	8792	8304	8871	9131	9697
24"	72"	9320	9590	9035	9659	9929	10553

If Keyed Alike (Satin Chrome/Ebony) is specified, add 135 per lock
 If Left or Right Gable Pass-Thru is specified, add 45
 If Both Gable Pass-Thru is specified, add 91
 If Top Pass-Thru is specified, add 45
 If Wall Access Panel is specified, add 45

C3HS

Triple Credenza



Shown: Open (O) left,
Box, Box, File (B) center,
Hinged Doors (H) right

PRODUCT OPTIONS

Left Side Configuration	Center Configuration	Right Side Configuration	Depth	Width	Handle Style	Case Finish
H Hinged Doors O Open F File, File B Box, Box, File W Waste Bin P Hinged Doors with Printer Shelf U Open Connecting Cabinet	H Hinged Doors O Open F File, File B Box, Box, File W Waste Bin P Hinged Doors with Printer Shelf	H Hinged Doors O Open F File, File B Box, Box, File W Waste Bin P Hinged Doors with Printer Shelf U Open Connecting Cabinet	20, 24	090, 108	A ADA Handle E Extended Pull	Natural Veneer 2 Natural Veneer 3 Natural Veneer 4 Chroma Wood Rustic Oak

Fronts & Visible Shelves Finish	Top Finish	Handle Finish	Top Cable Management	Back Cable Management	Lock
Natural Veneer 2 Natural Veneer 3 Natural Veneer 4 Chroma Wood Rustic Oak	Natural Veneer 2 Natural Veneer 3 Natural Veneer 4 Chroma Wood Rustic Oak	Metal Paints	N No Top Pass-Thru Y Top Pass-Thru	N No Back Cable Management L Left Gable Pass-Thru R Right Gable Pass-Thru B Both Gable Pass-Thru W Wall Access Panel Only F Wall Access with Left Gable Pass-Thru G Wall Access with Right Gable Pass-Thru A Wall Access with Both Gable Pass-Thru	N None C Keyed Alike - Satin Chrome E Keyed Alike - Ebony

PRICING

Depth	Width	HHH	HHO, HOH, OHH	HHE, HFH, FHH	HHB, HBH, BHH	HHW, HWH, WHH	HHP, HPH, PHH	HHU, UHH	HOE, HFO, FOH, FHO, OFH, OFE	HOB, HBO, BOH, BHO, OBH, OHB
20"	90"	11681	10625	11247	11706	12419	12420	10860	10190	10649
20"	108"	12688	11543	12215	12673	13445	13497	11778	11069	11528
24"	90"	12633	11582	12045	12536	13233	13457	11817	10993	11484
24"	108"	13743	12604	13100	13590	14348	14649	12839	11960	12450

Depth	Width	HOW, HWO, WOH, WHO, OWH, OHW	HOP, HPO, POH, PHO, OPH, OHP	HFE, FHE, FFH	HFB, HBE, FBH, FHB, BFH, BHF	HFW, HWF, FWH, FHW, WFH, WHF	HFP, HPE, FPH, FHP, PFH, PHF	HFU, FHU, UHE, UFH	HBW, HWB, BWH, BHW, WBH, WHB	HBP, HPB, BPH, BHP, PBH, PHB
20"	90"	11363	11364	10813	11272	11985	11986	10425	12444	12445
20"	108"	12299	12352	11741	12200	12971	13024	11304	13430	13482
24"	90"	12182	12406	11456	11947	12644	12868	11228	13135	13359
24"	108"	13208	13510	12456	12946	13704	14006	12195	14195	14496

Depth	Width	HBU, BHU, UHB, UBH	HWP, HPW, WPH, WHP, PWH, PHW	HWU, WHU, UHW, UWH	HPU, PHU, UHP, UPH	OFF, FOE, FFO	OFB, OBE, FBO, FOB, BFO, BOF	OFW, OWE, FWO, FOW, WFO, WOF	OFP, OPE, FPO, FOP, PFO, POF	OBP, OPB, BPO, BOB, PBO, POB
20"	90"	10884	13158	11598	11599	9756	10215	10929	10930	11388
20"	108"	11763	14254	12534	12587	10596	11054	11826	11878	12337
24"	90"	11719	14056	12417	12641	10405	10896	11593	11817	12308
24"	108"	12685	15254	13443	13745	11316	11807	12565	12866	13356

Pricing is continued on the following page.

C3HS

Triple Credenza

(Continued)

PRICING

Depth	Width	OWP, OPW, WPO, WOP, PWO, POW	FFF	FFB, FBF, BFF	FFW, FWF, WFF	FFP, FPF, PFF	FFU, UFF	FBW, FWB, BWF, BFW, WBF, WFB	FBB, FPB, BPF, BFP, PBF, PFB	FBU, BFU, UBF, UBF
20"	90"	12102	10379	10838	11551	11552	9991	12010	12011	10450
20"	108"	13108	11268	11726	12498	12550	10831	12956	13008	11289
24"	90"	13005	10867	11358	12055	12279	10640	12546	12770	11131
24"	108"	14114	11812	12303	13061	13362	11551	13551	13852	12042

Depth	Width	FWP, FPW, WPF, WFP, PWF, PFW	FWU, WFU, UFW, UWF	FPU, PFU, UFP, UPF	BWP, BPW, WPB, WBP, PWB, PBW	BWU, WBU, UBW, UWB	BPU, PBU, UBP, UPB	WPU, PWU, UWP, UPW
20"	90"	12724	11164	11165	13183	11622	11623	12337
20"	108"	13780	12061	12113	14238	12519	12572	13343
24"	90"	13467	11828	12052	13958	12319	12543	13240
24"	108"	14611	12800	13101	15101	13290	13591	14349

If Keyed Alike (Satin Chrome/Ebony) is specified, add 135 per lock

If Left or Right Gable Pass-Thru is specified, add 45

If Both Gable Pass-Thru is specified, add 91

If Top Pass-Thru is specified, add 45

If Wall Access Panel is specified, add 45

C3LS

Triple Low Credenza



Shown: Open (O) left,
Box, File (X) center, Hinged
Doors (H) right

PRODUCT OPTIONS

Left Side Configuration	Center Configuration	Right Side Configuration	Depth	Width	Handle Style	Case Finish
H Hinged Doors O Open X Box, File W Waste Bin P Hinged Doors with Printer Shelf	H Hinged Doors O Open X Box, File W Waste Bin P Hinged Doors with Printer Shelf	H Hinged Doors O Open X Box, File W Waste Bin P Hinged Doors with Printer Shelf	20, 24	090, 108	A ADA Handle E Extended Pull	Natural Veneer 2 Natural Veneer 3 Natural Veneer 4 Chroma Wood Rustic Oak

Fronts & Visible Shelves Finish	Top Finish	Handle Finish	Top Cable Management	Back Cable Management	Lock
Natural Veneer 2 Natural Veneer 3 Natural Veneer 4 Chroma Wood Rustic Oak	Natural Veneer 2 Natural Veneer 3 Natural Veneer 4 Chroma Wood Rustic Oak	Metal Paints	N No Top Pass-Thru Y Top Pass-Thru	N No Back Cable Management L Left Gable Pass-Thru R Right Gable Pass-Thru B Both Gable Pass-Thru W Wall Access Panel Only F Wall Access with Left Gable Pass-Thru G Wall Access with Right Gable Pass-Thru A Wall Access with Both Gable Pass-Thru	N None C Keyed Alike - Satin Chrome E Keyed Alike - Ebony

PRICING

Depth	Width	HHH	HHO, HOH, OHH	HHX, HXH, XHH	HHW, HWH, WHH	HHP, HPH, PHH	HOX, HXO, XOH, XHO, OXH, OHX	HOW, HWO, WOH, WHO, OWH, OHW	HOP, HPO, POH, PHO, OPH, OHP	HXX, XHX, XXH	HXW, HWX, XWH, XHW, WXH, WHX
20"	90"	10735	9780	10266	10816	10934	9310	9860	9978	9796	10346
20"	108"	11640	10618	11119	11724	11839	10096	10701	10816	10598	11203
24"	90"	11625	10674	11013	11579	11840	10062	10628	10889	10401	10967
24"	108"	12633	11615	11954	12577	12847	10935	11559	11829	11274	11898

Depth	Width	HXP, HPX, XPH, XHP, PXH, PHX	HWP, HPW, WPH, WHP, PWH, PHW	OXX, XOX, XXO	OXW, OWX, XWO, XOW, WXO, WOX	OPX, OPX, XPO, XOP, PXO, POX	OWP, OPW, WPO, WOP, PWO, POW	XXX	XXW, XWX, WXX	XXP, XPX, PXX	XWP, XPW, WPX, WXP, PWX, PXW
20"	90"	10464	11014	8840	9391	9509	10059	9326	9876	9994	11181
20"	108"	11317	11922	9575	10180	10295	10900	10077	10681	10796	11837
24"	90"	11228	11794	9449	10016	10276	10843	9788	10355	10615	11401
24"	108"	12168	12792	10256	10880	11150	11773	10595	11219	11489	12113

If Keyed Alike (Satin Chrome/Ebony) is specified, add 135 per lock

If Left or Right Gable Pass-Thru is specified, add 45

If Both Gable Pass-Thru is specified, add 91

If Top Pass-Thru is specified, add 45

If Wall Access Panel is specified, add 45

C3HE

Triple Credenza, Elevated



Shown: Open (O) left,
Box, File (X) center, Hinged
Doors (H) right

PRODUCT OPTIONS

Left Side Configuration	Center Configuration	Right Side Configuration	Depth	Width	Handle Style	Case Finish
H Hinged Doors O Open X Box, File W Waste Bin P Hinged Doors with Printer Shelf U Open Connecting Cabinet	H Hinged Doors O Open X Box, File W Waste Bin P Hinged Doors with Printer Shelf	H Hinged Doors O Open X Box, File W Waste Bin P Hinged Doors with Printer Shelf U Open Connecting Cabinet	20, 24	090, 108	A ADA Handle E Extended Pull	Natural Veneer 2 Natural Veneer 3 Natural Veneer 4 Chroma Wood Rustic Oak

Fronts & Visible Shelves Finish	Top Finish	Handle Finish	Top Cable Management	Back Cable Management	Lock
Natural Veneer 2 Natural Veneer 3 Natural Veneer 4 Chroma Wood Rustic Oak	Natural Veneer 2 Natural Veneer 3 Natural Veneer 4 Chroma Wood Rustic Oak	Metal Paints	N No Top Pass-Thru Y Top Pass-Thru	N No Back Cable Management L Left Gable Pass-Thru R Right Gable Pass-Thru B Both Gable Pass-Thru W Wall Access Panel Only F Wall Access with Left Gable Pass-Thru G Wall Access with Right Gable Pass-Thru A Wall Access with Both Gable Pass-Thru	N None C Keyed Alike - Satin Chrome E Keyed Alike - Ebony

PRICING

Depth	Width	HHH	HHO, HOH, OHH	HXX, HXH, XHH	HHW, HWH, WHH	HHP, HPH, PHH	HHU, UHH	HOX, HXO, XOH, XHO, OXH, OHX	HOW, HWO, WOH, WHO, OWH, OHW	HOP, HPO, POH, PHO, OPH, OHP	HXX, HXH, XXH
20"	90"	13255	12300	12785	13336	13454	12535	11830	12380	12498	12316
20"	108"	14220	13198	13699	14304	14418	13433	12676	13281	13396	13178
24"	90"	14156	13204	13543	14110	14370	13439	12592	13158	13419	12931
24"	108"	15223	14205	14544	15167	15438	14440	13526	14149	14419	13865

Depth	Width	HXW, HWX, XWH, XHW, WXH, WHX	HXP, HPX, XPH, XHP, PXH, PHX	HXU, XHU, UHX, UXH	HWP, HPW, WPH, WHP, PWH, PHW	HWU, WHU, UHW, UWH	HPU, PHU, UHP, UPH	OXX, XOX, XXO	OXW, OWX, XWO, XOW, WXO, WOX	OXP, OPX, XPO, XOP, PXO, POX	OWP, OPW, WPO, WOP, PWO, POW
20"	90"	12866	12984	12065	13534	12615	12733	11360	11910	12028	12579
20"	108"	13782	13897	12911	14502	13516	13631	12155	12760	12875	13480
24"	90"	13497	13758	12827	14324	13393	13654	11980	12546	12807	13373
24"	108"	14488	14758	13761	15382	14384	14654	12846	13470	13740	14364

Depth	Width	XXX	XXW, XWX, WXX	XXP, XPX, PXX	XXU, XU, UXX	XWP, XPW, WPX, WXP, PWX, PXW	XWU, WXU, UXW, UWX	XPU, PXU, UXP, UPX	WPU, PWU, UWP, UPW
20"	90"	11846	12396	12514	11595	13064	12145	12263	12814
20"	108"	12656	13261	13376	12390	13981	12995	13110	13715
24"	90"	12318	12885	13145	12215	13712	12781	13042	13608
24"	108"	13185	13809	14079	13081	14703	13705	13975	14599

If Keyed Alike (Satin Chrome/Ebony) is specified, add 135 per lock
 If Left or Right Gable Pass-Thru is specified, add 45
 If Both Gable Pass-Thru is specified, add 91
 If Top Pass-Thru is specified, add 45
 If Wall Access Panel is specified, add 45

CMPD

Mobile Pedestal



Box, File / Standard Top (XS)



Open / Inset with Accessory (OI)



Hinged Door / Inset without Accessory (LN)

PRODUCT OPTIONS

Storage Option	Top Style	Back Style	Depth	Width	Handle Style
O Open X Box, File L Left-handed Hinged Door R Right-handed Hinged Door	S Standard Top I Inset with Accessory N Inset without Accessory	F Flush to Floor R Raised Back for Height-Adjustable T-Leg	20	15	A ADA Handle E Extended Pull

Case Finish	Front Finish	Top Finish	Insert Accessory Finish	Handle Finish	Lock
Natural Veneer 2 Natural Veneer 3 Natural Veneer 4 Chroma Wood Rustic Oak	Natural Veneer 2 Natural Veneer 3 Natural Veneer 4 Chroma Wood Rustic Oak	Natural Veneer 2 Natural Veneer 3 Natural Veneer 4 Chroma Wood Rustic Oak	Painted Coordinate Finishes	Metal Finishes	N None C Keyed Alike - Satin Chrome E Keyed Alike - Ebony

PRICING

Storage Option	Dimensions	Standard Top	Inset with Accessory	Inset without Accessory
L/R Handed Hinged Door	20"d x 15"w	2333	2994	2393
Open	20"d x 15"w	1923	2584	1982
Box, File	20"d x 15"w	2500	3347	2745

If Keyed Alike (Satin Chrome/Ebony) is specified, add 135

CCWO

Credenza Workwall Shell



Shown: Freestanding, Left and Right Gable (F)

PRODUCT OPTIONS

Gable Option	Back Pass-Thru	Depth	Width	Panel & Gable Finish	Top Finish
N No Gables, Cabinet Anchored L Left Gable, Right Cabinet Anchored R Right Gable, Left Cabinet Anchored F Freestanding, Left and Right Gable	N None L Left R Right B Left & Right	20, 24, 30	36, 42, 48, 54, 60, 66, 72, 78, 84	Natural Veneer 2 Natural Veneer 3 Natural Veneer 4 Chroma Wood Rustic Oak	Natural Veneer 2 Natural Veneer 3 Natural Veneer 4 Chroma Wood Rustic Oak

Cut Out For Power	Grommet & Top Pass-Thru	Grommet Finish
N No Power Cut Out A Center Cut Out for Electrical CEAP or CEAC	N No Grommet or Top Pass-Thru Y Top Pass-Thru L Left Chronicle Grommet, 2-3/4" C Center Chronicle Grommet, 2-3/4" R Right Chronicle Grommet, 2-3/4" V Top Pass-Thru, Left Chronicle Grommet, 2-3/4" W Top Pass-Thru, Center Chronicle Grommet, 2-3/4" X Top Pass-Thru, Right Chronicle Grommet, 2-3/4" Note: Center Cut Out for Electrical cannot be specified with a Center Grommet	Metal Paints

PRICING

Configuration	Depth	Width	Price
No Gables, Cabinet Anchored (N)	20"	36"	2481
		42"	2641
		48"	2834
		54"	3011
		60"	3172
		66"	3493
		72"	3654
		78"	3814
	84"	4007	
	24"	36"	2567
		42"	2735
		48"	2936
		54"	3122
		60"	3291
		66"	3621
		72"	3790
		78"	3958
	84"	4159	
	30"	36"	2679
		42"	2860
		48"	3074
		54"	3272
		60"	3453
		66"	3796
72"		3977	
78"		4158	
84"	4372		

Configuration	Depth	Width	Price
Left Gable/ Right Gable (L/R)	20"	36"	2936
		42"	3096
		48"	3289
		54"	3466
		60"	3626
		66"	3948
		72"	4109
		78"	4269
	84"	4461	
	24"	36"	2998
		42"	3158
		48"	3350
		54"	3528
		60"	3688
		66"	4010
		72"	4170
		78"	4330
	84"	4523	
	30"	36"	3090
		42"	3250
		48"	3443
		54"	3620
		60"	3780
		66"	4102
72"		4262	
78"		4423	
84"	4615		

Configuration	Depth	Width	Price
Freestanding, Left and Right Gable (F)	20"	36"	3391
		42"	3551
		48"	3744
		54"	3921
		60"	4081
		66"	4403
		72"	4564
		78"	4724
	84"	4916	
	24"	36"	3514
		42"	3674
		48"	3867
		54"	4044
		60"	4204
		66"	4526
		72"	4686
		78"	4847
	84"	5039	
	30"	36"	3698
		42"	3859
		48"	4051
		54"	4228
		60"	4389
		66"	4711
72"		4871	
78"		5031	
84"	5224		

If Power Cut Out is specified, add 45
 If Top Pass-Thru is specified, add 45
 If Chronicle Grommet is specified, add 156

CCWS

Credenza Workwall, Two Cabinets



Shown: Left Hinged Door,
Right BBF (C)

PRODUCT OPTIONS

Configuration	Workwall Panel Style	Depth	Width	Storage Width	Handle Style	Case & Panel Finish
H Both, Hinged Door B Both, Box, Box, File F Both, File, File C Left Hinged Door / Right Box, Box, File D Left Hinged Door / Right File, File E Left Box, Box, File / Right File, File	S No Wall Access - 3" Recess A Wall Access - 3" Recess	20, 24	072, 078, 084, 090, 096, 102, 108	15, 18, 30, 36	A ADA Handle E Extended Pull	Natural Veneer 2 Natural Veneer 3 Natural Veneer 4 Chroma Wood Rustic Oak

Front Finish	Top Finish	Handle Finish	Cut Out For Power	Grommet & Top Pass-Thru
Natural Veneer 2 Natural Veneer 3 Natural Veneer 4 Chroma Wood Rustic Oak	Natural Veneer 2 Natural Veneer 3 Natural Veneer 4 Chroma Wood Rustic Oak	Metal Paints	N No Power Cut Out A Center Cut Out for Electrical CEAP or CEAC	N No Grommet or Top Pass-Thru Y Top Pass-Thru L Left Chronicle Grommet, 2-3/4" C Center Chronicle Grommet, 2-3/4" R Right Chronicle Grommet, 2-3/4" V Top Pass-Thru, Left Chronicle Grommet, 2-3/4" W Top Pass-Thru, Center Chronicle Grommet, 2-3/4" X Top Pass-Thru, Right Chronicle Grommet, 2-3/4" Note: Center Cut Out for Electrical cannot be specified with a Center Grommet

PRICING

Configuration	Depth	Width	Storage Width	No Wall Access (S)	Wall Access (A)
Both, BBF (B)	20"	72"	15"	7369	8524
			18"	7497	8608
		78"	15"	7485	8684
			18"	7614	8769
		84"	15"	7652	8894
			18"	7763	8961
		90"	15"	7768	9054
			18"	7897	9139
	24"	72"	15"	7809	8964
			18"	7946	9057
		78"	15"	7934	9133
			18"	8071	9226
		84"	15"	8109	9351
			18"	8228	9427
		90"	15"	8234	9519
			18"	8370	9612
	102"	30"	9444	10556	
		30"	9561	10716	
		30"	9677	10876	
		36"	10014	11239	
108"	30"	9677	10876		
	30"	9968	11079		
	30"	10093	11248		
	30"	10218	10876		
		36"	10575	11239	

Configuration	Depth	Width	Storage Width	No Wall Access (S)	Wall Access (A)
Left Hinged Door, Right BBF (C)	20"	72"	15"	7317	8473
			18"	7466	8577
		78"	15"	7434	8633
			18"	7582	8738
		84"	15"	7600	8842
			18"	7731	8930
		90"	15"	7717	9003
			18"	7865	9107
	24"	72"	15"	7853	9008
			18"	8015	9127
		78"	15"	7978	9177
			18"	8140	9296
		84"	15"	8153	9395
			18"	8298	9497
		90"	15"	8278	9563
			18"	8440	9682
	102"	30"	9419	10531	
		30"	9536	10691	
		30"	9653	10852	
		36"	10029	11255	
108"	30"	9653	10852		
	30"	10065	11177		
	30"	10190	11346		
	30"	10316	11514		
		36"	10728	11954	

Pricing is continued on the following page.

CCWS

Credenza Workwall, Two Cabinets (Continued)

Configuration	Depth	Width	Storage Width	No Wall Access (S)	Wall Access (A)		
Left Hinged Door, Right FF (D)	20"	72"	15"	6935	8090		
			18"	7078	8189		
		78"	15"	7052	8251		
			18"	7194	8350		
		84"	15"	7218	8460		
			18"	7344	8542		
		90"	15"	7335	8620		
			18"	7477	8719		
		96"	30"	8961	10072		
		102"	30"	9077	10233		
		108"	30"	9194	10393		
			36"	9571	10796		
		24"	72"	15"	7439	8594	
				18"	7595	8707	
	78"		15"	7564	8762		
			18"	7720	8875		
	84"		15"	7738	8980		
			18"	7878	9076		
	90"		15"	7863	9149		
			18"	8020	9262		
	96"		30"	9483	10595		
	102"		30"	9608	10764		
	108"		30"	9825	11023		
			36"	10238	11463		
	Left BBE, Right FF (E)		20"	72"	15"	6986	8142
					18"	7109	8221
		78"		15"	7103	8302	
				18"	7226	8381	
84"		15"		7269	8511		
		18"		7375	8574		
90"		15"		7386	8672		
		18"		7509	8751		
96"		30"		8985	10097		
102"		30"		9102	10257		
108"		30"		9219	10417		
		36"		9556	10781		
24"		72"		15"	7394	8550	
				18"	7525	8637	
		78"	15"	7519	8718		
			18"	7651	8806		
		84"	15"	7694	8936		
			18"	7808	9007		
		90"	15"	7819	9105		
			18"	7950	9192		
		96"	30"	9477	10588		
		102"	30"	9602	10757		
		108"	30"	9727	10926		
			36"	10085	11310		

Configuration	Depth	Width	Storage Width	No Wall Access (S)	Wall Access (A)		
Both, File File (F)	20"	72"	15"	6604	7760		
			18"	6721	7833		
		78"	15"	6721	7920		
			18"	6838	7993		
		84"	15"	6887	8129		
			18"	6987	8186		
		90"	15"	7004	8290		
			18"	7121	8363		
		96"	30"	8527	9638		
		102"	30"	8643	9799		
		108"	30"	8760	9959		
			36"	9098	10323		
		24"	72"	15"	6980	8135	
				18"	7105	8217	
	78"		15"	7105	8304		
			18"	7230	8386		
	84"		15"	7280	8522		
			18"	7388	8587		
	90"		15"	7405	8690		
			18"	7530	8772		
	96"		30"	8986	10097		
	102"		30"	9111	10266		
	108"		30"	9236	10435		
			36"	9594	10819		
	Both, Hinged Door (H)		20"	72"	15"	7266	8421
					18"	7434	8546
				78"	15"	7383	8581
					18"	7551	8706
		84"		15"	7549	8791	
				18"	7700	8899	
90"		15"		7666	8951		
		18"		7834	9076		
96"		30"		9395	10506		
102"		30"		9511	10667		
108"		30"		9628	10827		
		36"		10045	11270		
24"		72"		15"	7897	9052	
				18"	8085	9197	
		78"	15"	8022	9221		
			18"	8210	9365		
		84"	15"	8197	9439		
			18"	8368	9566		
		90"	15"	8322	9608		
			18"	8510	9752		
		96"	30"	10163	11275		
		102"	30"	10288	11443		
		108"	30"	10413	10827		
			36"	10882	11270		

If Power Cut Out is specified, add 45
 If Top Pass-Thru is specified, add 45
 If Chronicle Grommet is specified, add 156

CCWE

Credenza Workwall, 2 Elevated Cabinets



Shown: Left Hinged Door,
Right Box, File (A)

PRODUCT OPTIONS

Configuration	Workwall Panel Style	Depth	Width	Storage Width	Handle Style	Case & Panel Finish
H Both, Hinged Door X Both, Box, File A Left Hinged Door / Right Box, File B Left Box, File / Right Hinged Door	S No Wall Access - 3" Recess A Wall Access - 3" Recess	20, 24	072, 078, 084, 090, 096, 102, 108	15, 18, 30, 36	A ADA Handle E Extended Pull	Natural Veneer 2 Natural Veneer 3 Natural Veneer 4 Chroma Wood Rustic Oak

Front Finish	Top Finish	Handle Finish	Cut Out For Power	Grommet & Top Pass-Thru
Natural Veneer 2 Natural Veneer 3 Natural Veneer 4 Chroma Wood Rustic Oak	Natural Veneer 2 Natural Veneer 3 Natural Veneer 4 Chroma Wood Rustic Oak	Metal Paints	N No Power Cut Out A Center Cut Out for Electrical CEAP or CEAC	N No Grommet or Top Pass-Thru Y Top Pass-Thru L Left Chronicle Grommet, 2-3/4" C Center Chronicle Grommet, 2-3/4" R Right Chronicle Grommet, 2-3/4" V Top Pass-Thru, Left Chronicle Grommet, 2-3/4" W Top Pass-Thru, Center Chronicle Grommet, 2-3/4" X Top Pass-Thru, Right Chronicle Grommet, 2-3/4" Note: Center Cut Out for Electrical cannot be specified with a Center Grommet

PRICING

Configuration	Depth	Width	Storage Width	No Wall Access (S)	Wall Access (A)
Left Hinged Door, Right Box File (A)	20"	72"	15"	8688	9675
			18"	8819	9770
		78"	15"	8792	9814
			18"	8922	9909
		84"	15"	8940	9997
			18"	9058	10080
		90"	15"	9043	10136
			18"	9174	10231
		96"	30"	10699	11650
			30"	10802	11789
		108"	30"	10905	11927
			36"	11298	12250
	24"	72"	15"	9167	10154
			18"	9311	10262
		78"	15"	9279	10301
			18"	9423	10409
		84"	15"	9435	10493
			18"	9567	10589
		90"	15"	9547	10640
			18"	9691	10748
		96"	30"	11288	12239
			30"	11400	12386
		108"	30"	11511	12533
			36"	11940	12892

Configuration	Depth	Width	Storage Width	No Wall Access (S)	Wall Access (A)
Left Box File, Right Hinged Door (B)	20"	72"	15"	8688	9675
			18"	8819	9770
		78"	15"	8792	9814
			18"	8922	9909
		84"	15"	8940	9997
			18"	9058	10080
		90"	15"	9043	10136
			18"	9174	10231
		96"	30"	10699	11650
			30"	10802	11789
		108"	30"	10905	11927
			36"	11298	12250
	24"	72"	15"	9167	10154
			18"	9311	10262
		78"	15"	9279	10301
			18"	9423	10409
		84"	15"	9435	10493
			18"	9567	10589
		90"	15"	9547	10640
			18"	9691	10748
		96"	30"	11288	12239
			30"	11400	12386
		108"	30"	11511	12533
			36"	11940	12892

Pricing is continued on the following page.

CCWE

Credenza Workwall, 2 Elevated Cabinets (Continued)

Configuration	Depth	Width	Storage Width	No Wall Access (S)	Wall Access (A)	
Both, Hinged Door (H)	20"	72"	15"	8977	9964	
			18"	9138	10089	
		78"	15"	9080	10102	
			18"	9241	10227	
		84"	15"	9228	10286	
			18"	9376	10398	
		90"	15"	9332	10424	
			18"	9492	10550	
		96"	30"	11169	12120	
		102"	30"	11272	12259	
		108"	30"	11375	12397	
			36"	11819	12771	
		24"	72"	15"	9571	10558
				18"	9750	10701
	78"		15"	9683	10705	
			18"	9861	10848	
	84"		15"	9839	10897	
			18"	10005	11027	
	90"		15"	9951	11044	
			18"	10129	11187	
	96"		30"	11900	12852	
	102"		30"	12012	12999	
	108"		30"	12124	12397	
			36"	12620	12771	

Configuration	Depth	Width	Storage Width	No Wall Access (S)	Wall Access (A)	
Both, Box File (X)	20"	72"	15"	8400	9387	
			18"	8501	9452	
		78"	15"	8503	9525	
			18"	8604	9591	
		84"	15"	8651	9709	
			18"	8740	9762	
		90"	15"	8755	9847	
			18"	8855	9913	
		96"	30"	10229	11180	
		102"	30"	10332	11319	
		108"	30"	10436	11458	
			36"	10777	11728	
		24"	72"	15"	8763	9750
				18"	8872	9824
	78"		15"	8875	9897	
			18"	8984	9971	
	84"		15"	9031	10089	
			18"	9128	10150	
	90"		15"	9143	10236	
			18"	9252	10310	
	96"		30"	10676	11627	
	102"		30"	10787	11774	
	108"		30"	10899	11921	
			36"	11261	12212	

If Power Cut Out is specified, add 45
 If Top Pass-Thru is specified, add 45
 If Chronicle Grommet is specified, add 156

CREDENZAS CONFIGURABLE: PRODUCT FEATURES

- Depths: 20", 24"
- Storage Widths: 18", 30", 36"
- Heights:
 - CCCH Cabinet, Transitions and Support Panels/Gables are 27-1/2" + 1-1/2" thick CCCT Worksurface = 29" overall height
 - CCCL Low Cabinet is 20-3/4" + 1-1/2" thick CCCT Worksurface = 22-1/4" overall height
- Base Options: Standard to the Floor only
- Back Style is recessed for all units:
 - Back of all credenzas is recessed with a paper equalizer backer for applications against a wall only
 - 3" recessed back for Open & Hinged Door storage
 - 2" recessed back for Drawer storage
 - Optional cable management cut outs available to allow cable routing between modules
- Optional lock available in Ebony or Satin Chrome, Keyed Alike per office suite
- Available storage options include:

- (H) Hinged Doors;	Includes one internal shelf
- (L) / (R) Single Hinged Door;	18" width only
- (O) Open;	Includes one internal shelf
- (F) Two File Drawers;	CCCH only
- (B) Two Box & One File Drawer;	CCCH only
- (X) One Box & One File Drawer;	CCCL only
- (W) Waste Bin;	18" width includes 1 bin; 30" has 2 bins, 36" has 3 bins
- (P) Hinged Doors with Printer Pullout	Includes wall access cut out; not available for 18" storage widths
- All storage, transitions and supports must be paired with a Credenza Top (CCCT)
 - Credenza Top is 1-1/2" thick
- Drawers with soft-close hardware

Handle Style Options



Extended Pull



ADA Handle

Configuration Options

CCCH



Open (O)



Double Hinged Door (H)



Box, Box, File Drawer (B)



File, File (F)



Single Hinged Door - Left (L)
(18" width only)



Single Hinged Door - Right (R)
(18" width only)



Hinged Doors with Pullout Printer Shelf (P)



Waste Bins Drawer (W)

CCCL



Open (O)



Double Hinged Door (H)



Box, File Drawer (X)



Single Hinged Door - Left (L)
(18" width only)



Single Hinged Door - Right (R)
(18" width only)



Hinged Doors with Pullout Printer Shelf (P)



Waste Bins Drawer (W)

CCCH

Configurable Cabinet



Shown: File, File (F)

PRODUCT OPTIONS

Storage Option	Depth	Width	Handle Style
O Open H Double Hinged Door B Box, Box, File Drawer F File, File Drawers L Single Hinged Door - Left R Single Hinged Door - Right P Hinged Doors with Printer Shelf W Waste Bin Drawer	20, 24	18, 30, 36	A ADA Handle E Extended Pull

Case Finish	Front & Visible Shelf Finish	Handle Finish	Back Cable Management	Lock
Natural Veneer 2 Natural Veneer 3 Natural Veneer 4 Chroma Wood Rustic Oak	Natural Veneer 2 Natural Veneer 3 Natural Veneer 4 Chroma Wood Rustic Oak	Metal Paints	N No Back Cable Management L Left Gable Pass-Thru R Right Gable Pass-Thru B Both Gable Pass-Thru W Wall Access Panel Only F Wall Access with Left Gable Pass-Thru G Wall Access with Right Gable Pass-Thru A Wall Access with Both Gable Pass-Thru	N None C Keyed Alike - Satin Chrome E Keyed Alike - Ebony

PRICING

Dimensions	Open	Double Hinged Door	Box, Box, File Drawer	File, File Drawers	Single Hinged Door L/R	Hinged Doors with Printer Shelf	Waste Bin Drawer
20"d x 18"w	2166	n/a	2908	2520	2744	n/a	2828
20"d x 30"w	2681	3712	3762	3304	n/a	4594	4476
20"d x 36"w	2871	3991	4001	3542	n/a	4942	4772
24"d x 18"w	2419	n/a	3064	2644	2992	n/a	2963
24"d x 30"w	2986	4012	3939	3448	n/a	4978	4637
24"d x 36"w	3202	4316	4188	3698	n/a	5365	4946

If Keyed Alike (Satin Chrome/Ebony) is specified, add 135

If Left or Right Gable Pass-Thru is specified, add 45

If Both Gable Pass-Thru is specified, add 91

If Wall Access Panel is specified, add 45

CCCL

Configurable Low Cabinet



Shown: 1 Box,
1 File Drawer (X)

PRODUCT OPTIONS

Storage Option	Depth	Width	Handle Style
O Open H Double Hinged Door X Box, File Drawer L Single Hinged Door - Left R Single Hinged Door - Right P Hinged Doors with Printer Shelf W Waste Bin Drawer	20, 24	18, 30, 36	A ADA Handle E Extended Pull

Case Finish	Front & Visible Shelf Finish	Handle Finish	Back Cable Management	Lock
Natural Veneer 2 Natural Veneer 3 Natural Veneer 4 Chroma Wood Rustic Oak	Natural Veneer 2 Natural Veneer 3 Natural Veneer 4 Chroma Wood Rustic Oak	Metal Paints	N No Back Cable Management L Left Gable Pass-Thru R Right Gable Pass-Thru B Both Gable Pass-Thru W Wall Access Panel Only F Wall Access with Left Gable Pass-Thru G Wall Access with Right Gable Pass-Thru A Wall Access with Both Gable Pass-Thru	N None C Keyed Alike - Satin Chrome E Keyed Alike - Ebony

PRICING

Dimensions	Open	Double Hinged Door	Box, File Drawer	Single Hinged Door L/R	Hinged Doors with Printer Shelf	Waste Bin Drawer
20"d x 18"w	1939	n/a	2263	2460	n/a	2210
20"d x 30"w	2429	3359	2915	n/a	3700	3465
20"d x 36"w	2606	3603	3107	n/a	3986	3712
24"d x 18"w	2162	n/a	2370	2679	n/a	2328
24"d x 30"w	2704	3630	3043	n/a	3946	3609
24"d x 36"w	2907	3900	3246	n/a	4257	3870

If Keyed Alike (Satin Chrome/Ebony) is specified, add 135

If Left or Right Gable Pass-Thru is specified, add 45

If Both Gable Pass-Thru is specified, add 91

If Wall Access Panel is specified, add 45

CCCT

Credenza Top



PRODUCT OPTIONS

Depth	Width	Top Finish	Cut Out For Power	Grommet & Top Pass-Thru	Grommet Finish
20, 24	018, 030, 036, 042, 048, 054, 060, 066, 072, 078, 084, 090, 096, 102, 108	Natural Veneer 2 Natural Veneer 3 Natural Veneer 4 Chroma Wood Rustic Oak	N No Power Cut Out A Center Cut Out for Electrical CEAP or CEAC Note: Center Cut Out for Electrical cannot be specified with a Center Grommet	N No Grommet or Top Pass-Thru Y Top Pass-Thru L Left Chronicle Grommet, 2-3/4" C Center Chronicle Grommet, 2-3/4" R Right Chronicle Grommet, 2-3/4" V Top Pass-Thru, Left Chronicle Grommet, 2-3/4" W Top Pass-Thru, Center Chronicle Grommet, 2-3/4" X Top Pass-Thru, Right Chronicle Grommet, 2-3/4"	Metal Paints

PRICING

Depth	Width	Price
20"	18"	459
20"	30"	585
20"	36"	631
20"	42"	678
20"	48"	757
20"	54"	804
20"	60"	850
20"	66"	929
20"	72"	976
20"	78"	1029
20"	84"	1108
20"	90"	1154
20"	96"	1233
20"	102"	1280
20"	108"	1326

Depth	Width	Price
24"	18"	520
24"	30"	662
24"	36"	717
24"	42"	772
24"	48"	859
24"	54"	914
24"	60"	969
24"	66"	1057
24"	72"	1112
24"	78"	1173
24"	84"	1260
24"	90"	1315
24"	96"	1402
24"	102"	1457
24"	108"	1512

If Power Cut Out is specified, add 45
 If Top Pass-Thru is specified, add 45
 If Chronicle Grommet is specified, add 156

CCET

Credenza End Supports & Transitions



L-Panel (L)



U-Connecting Gable (U)

PRODUCT OPTIONS

Support Type	Handedness	Height	Depth	Support Finish
L L-Panel U U-Connecting Gable C Cosmetic End Cap N Connecting Gable	L Left R Right	29	20, 24	Natural Veneer 2 Natural Veneer 3 Natural Veneer 4 Chroma Wood Rustic Oak

PRICING

Type	Depth	Price
L-Panel (L)	20"	835
	24"	903
U-Connecting Gable (U)	20"	969
	24"	1038
Cosmetic End Cap (C)	n/a	343
Connecting Gable (N)	n/a	343

CCCX
Credenza Center Modules



T-Gable,
Center Support (T)



Electrical Access Box,
No Support (A)

PRODUCT OPTIONS

Support Type	Height	Width	Support Finish
T T-Gable, Center Support A Electrical Access Box, No Support	29	36, 42, 48, 54, 60	Natural Veneer 2 Natural Veneer 3 Natural Veneer 4 Chroma Wood Rustic Oak

PRICING

Type	Width	Price
T-Gable, Center Support	36"	621
Electrical Access Box, No Support	36"	1863
	42"	1976
	48"	2090
	54"	2221
	60"	2334

CCEX

Credenza End with Extension Supports



Extended L-Panel (L)



Electrical Access Box with End Gable (A)



U-Gable with Electrical Access Box (U)

PRODUCT OPTIONS

Support Type	Handedness	Height	Depth	Width	Support Finish
L Extended L-Panel A Electrical Access Box with End Gable U U-Gable with Electrical Access Box	L Left R Right	29	20, 24	36, 42, 48, 54, 60	Natural Veneer 2 Natural Veneer 3 Natural Veneer 4 Chroma Wood Rustic Oak

PRICING

Type	Depth	Width	Price
Extended L-Panel	20"	36"	1204
	20"	42"	1255
	20"	48"	1338
	20"	54"	1405
	20"	60"	1472
	24"	36"	1283
	24"	42"	1334
	24"	48"	1417
	24"	54"	1484
	24"	60"	1551
Electrical Access Box with End Gable	20"	36"	2318
	20"	42"	2431
	20"	48"	2545
	20"	54"	2675
	20"	60"	2789
	24"	36"	2379
	24"	42"	2493
	24"	48"	2606
	24"	54"	2737
	24"	60"	2851
U-Gable with Electrical Access Box	20"	36"	2412
	20"	42"	2525
	20"	48"	2639
	20"	54"	2769
	20"	60"	2883
	24"	36"	2473
	24"	42"	2587
	24"	48"	2700
	24"	54"	2831
	24"	60"	2945

CCTS

Credenza Top Spacer,
Connection to Low Credenza



PRODUCT OPTIONS

Credenza Top Depth	Support Finish
20, 24	Natural Veneer 2 Natural Veneer 3 Natural Veneer 4 Chroma Wood Rustic Oak

PRICING

Width	Price
20"	835
24"	903