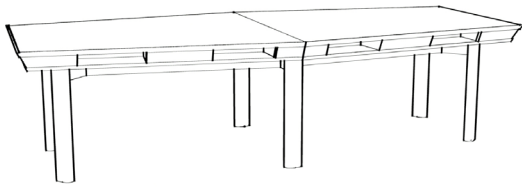
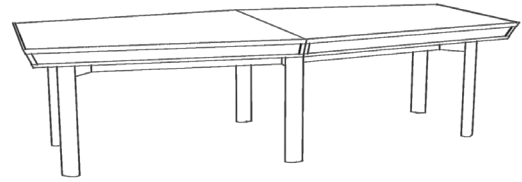


LK53 RADBILL TABLES



LK53 Radbill Table (Cubbies)
(IKNA)



LK53 Radbill Table (Framed Bevel)
(IKNB)

FEATURES

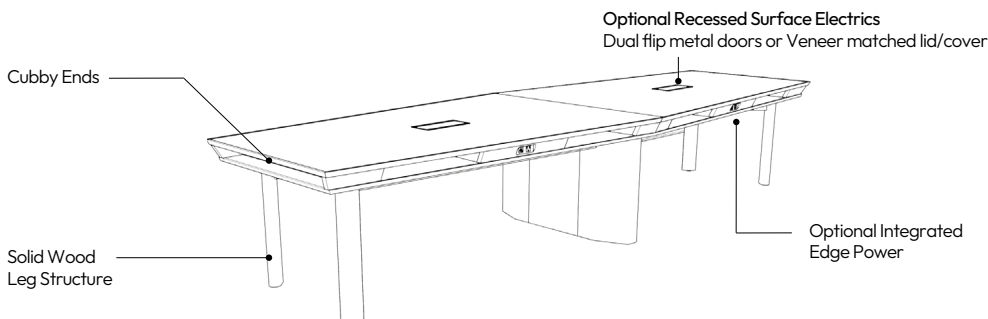
- The table is defined by its cubbies, a signature element drawn from Louis Kahn's original concept
- Featuring four evenly spaced cubbies along the length, and two open cubbies at the ends of the tables for notebooks or personal devices
- Each cubby has an interior height of 2-1/2"
- Available in widths 120", 132", 144", 156" and 168" with a 54" depth
- Optional plinth available for wire management
- Power and connectivity options support meeting spaces with light or heavy usage

FEATURES

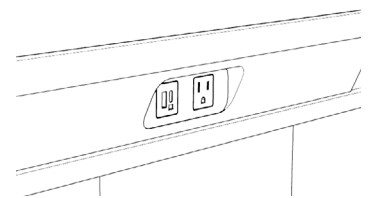
- The non-cubby variation maintains the distinctive beveled angles while highlighting the craftsmanship details with intentional insets
- Offered in 96" and 108" widths with a 48" depth, and in 120", 132", 144", 156", and 168" widths with a 54" depth
- Optional plinth available for wire management for widths 120" and above
- Power and connectivity options support meeting spaces with light or heavy usage

OVERVIEW

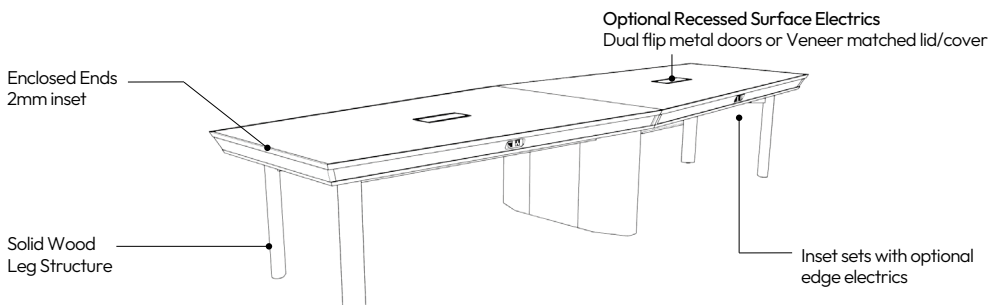
LK53 Radbill Table (Cubbies) (IKNA)



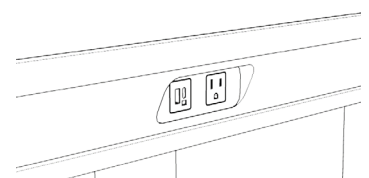
Optional Integrated Edge Power



LK53 Radbill Table (Framed Bevel) (IKNB)



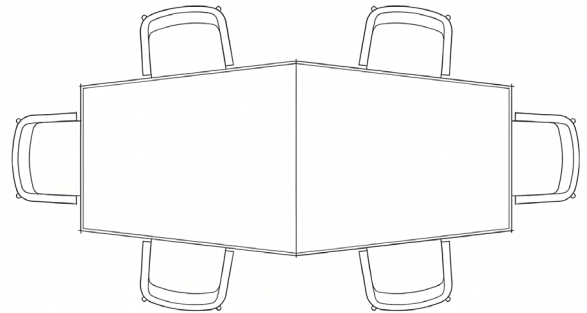
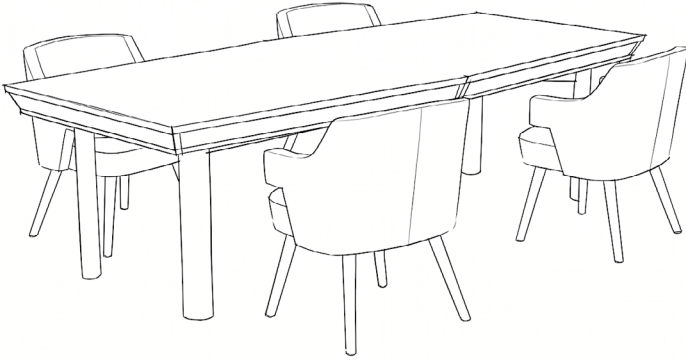
Optional Integrated Edge Power





LK53 RADBILL TABLES continued

PLANNING

Meeting Tables: 8ft, 9ft
4 to 6 occupancy

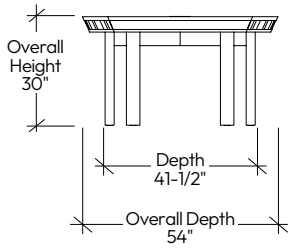


Large Tables: 10-14ft
8 or 10 occupancy

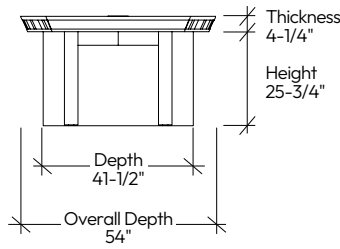


LK53 RADBILL TABLES continued

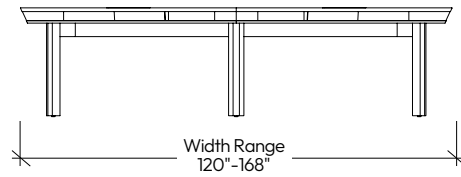
DIMENSIONS



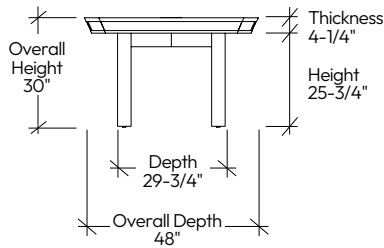
LK53 Radbill Table
(IKNA54)
side view, no plinth



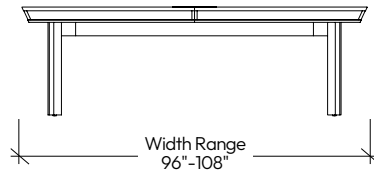
LK53 Radbill Table
(IKNA54)
side view, with plinth



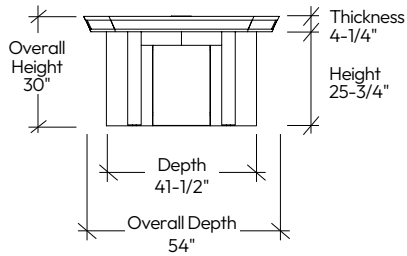
LK53 Radbill Table
(IKNA54_)
front view



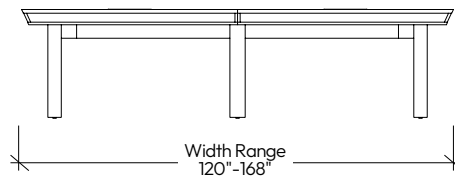
LK53 Radbill Table
(IKNB48)
side view, no plinth



LK53 Radbill Table
(IKNB48_)
front view



LK53 Radbill Table
(IKNB54)
side view, with plinth



LK53 Radbill Table
(IKNB54_)
front view

LK53 RADBILL TABLES continued

TABLE TOP SIZES

The unique top shape is defined by its depth at the center (48" for 1 pc tables, 54" for 2pc tables) always tapering to 40" at the ends.

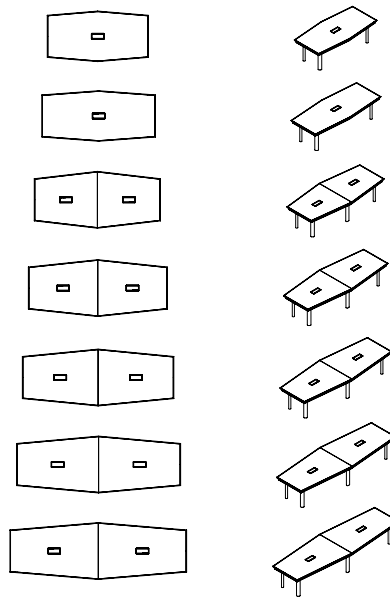
96" and 108" widths: 1pc
120" - 168" widths: 2pc

Surface Electrics are always centered on the leaflet, with any 2pc table 120" or larger having two cut outs.

The table top is a dual layered build up, and has an overall thickness of 4-1/4".

Featuring a solid wood frame with mitred corners the top surface can also be specified with a custom veneer patterns to highlight it's signature shape.

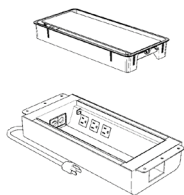
With either cubbies or no cubbies, the table top's sides feature a distinct 65° thick knife edge aesthetic.



ELECTRICS

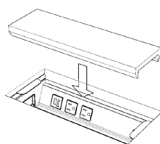
Surface Power

Metal Flip Door

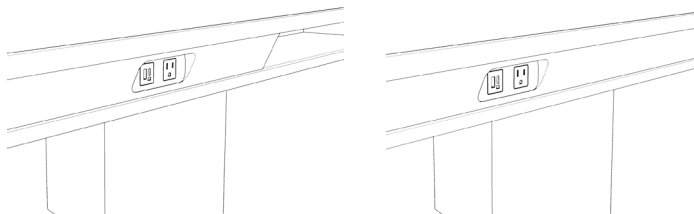


*Receptacle color is always Ebony

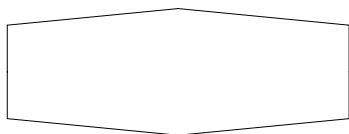
Wood Lid (Veneer Matched)



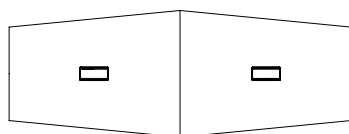
Edge Power



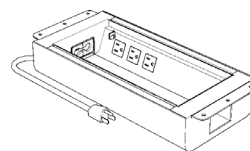
*Receptacle color is always Ebony



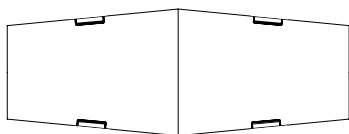
No Power



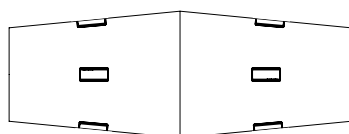
Surface Power Only
96", 108" = 1x
120" - 168" = 2x



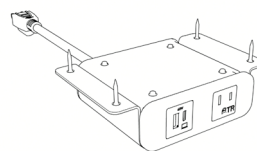
12" Recessed Surface Power



Edge Power Only



Surface Power + Edge Power



Edge Power

LK53 RADBILL TABLES continued

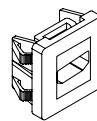

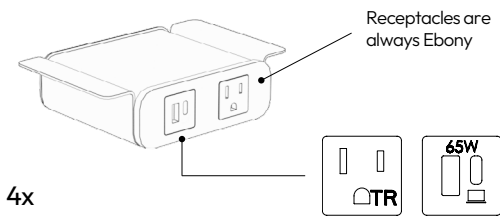
ELECTRICS (CONTINUED)

Power Configuration Options:

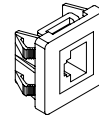
- No Power/ No Configuration (N)
- All Standard Power (A)
- 1HDMI (H)

All Standard Power (A)

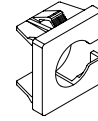
96" and 108" Table Widths



HDMI



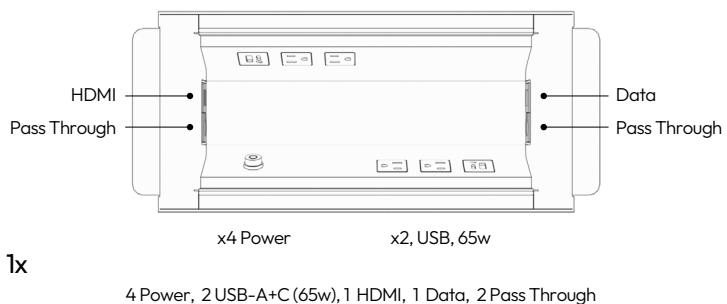
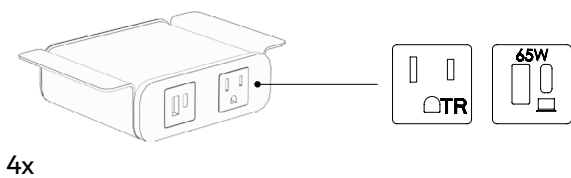
Data



Pass-Through

All Standard Power (A)

120" to 168" Table Widths



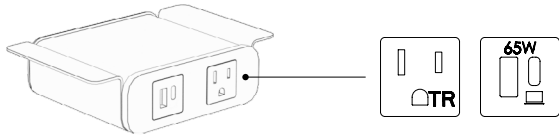
1x

4 Power, 2 USB-A+C (65w), 4 Pass Through

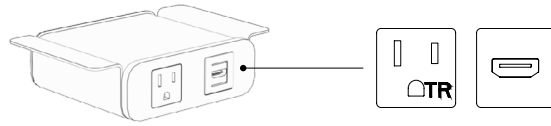
LK53 RADBILL TABLES continued

ELECTRICS (CONTINUED)

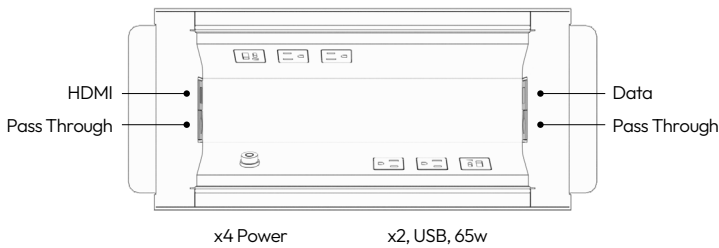
1 HDMI (H)
96" and 108" Table Widths



3x



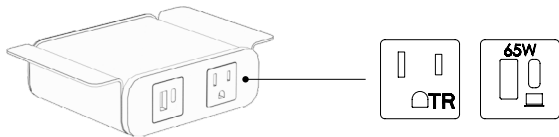
1x



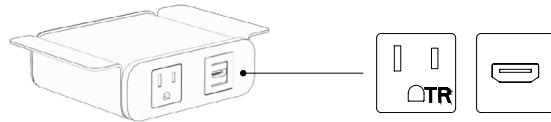
1x

4 Power, 2 USB-A+C (65w), 1 HDMI, 1 Data, 2 Pass Through

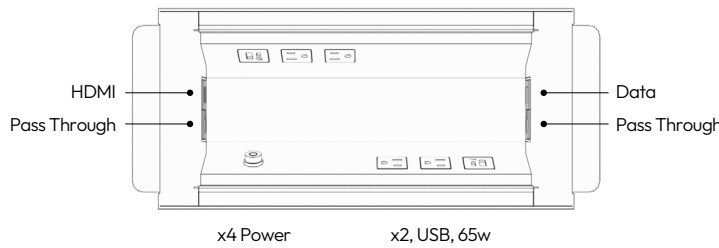
1 HDMI (H)
120" to 168" Table Widths



3x

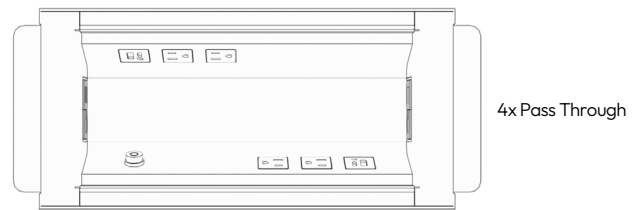


1x



1x

4 Power, 2 USB-A+C (65w), 1 HDMI, 1 Data, 2 Pass Through



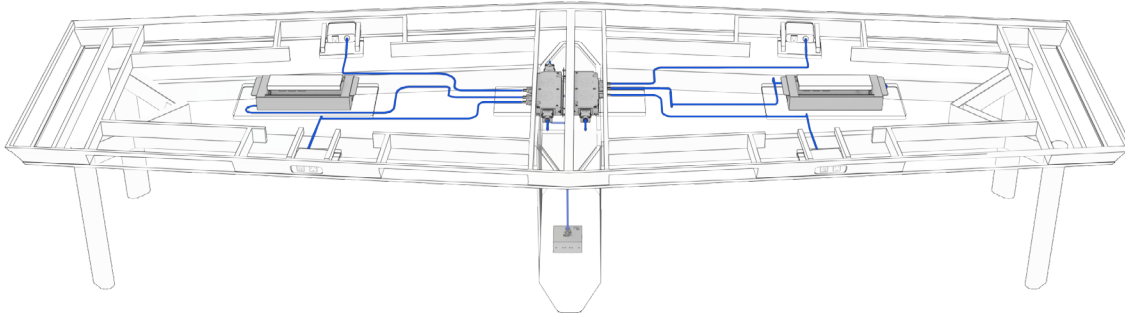
1x

4 Power, 2 USB-A+C (65w), 4 Pass Through

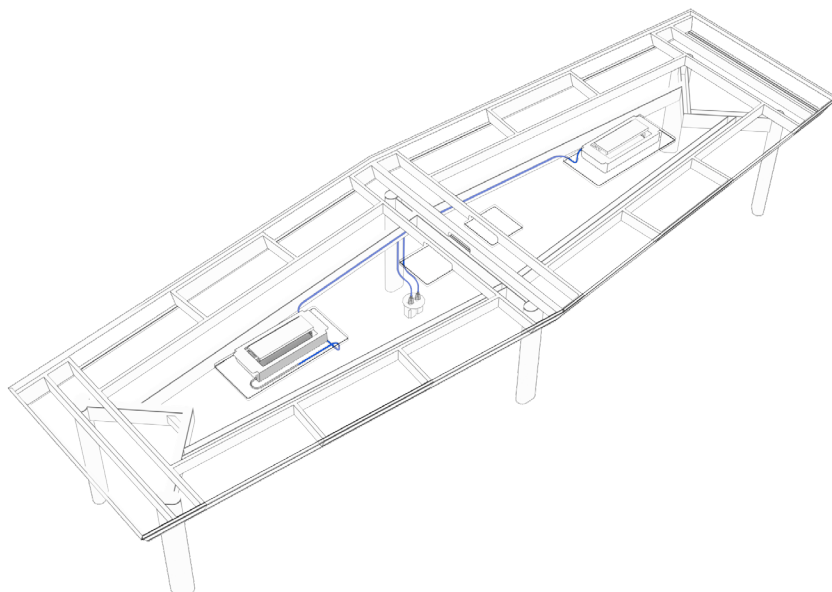
LK53 RADBILL TABLES continued

CABLE MANAGEMENT

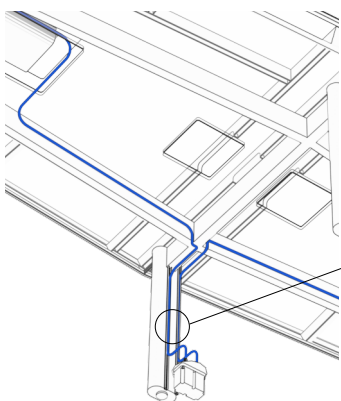
Combo Surface Power with Metal Power Access Door, Edge Power Along Widths (A)



Surface Power Only with Metal Power Access Door (S)



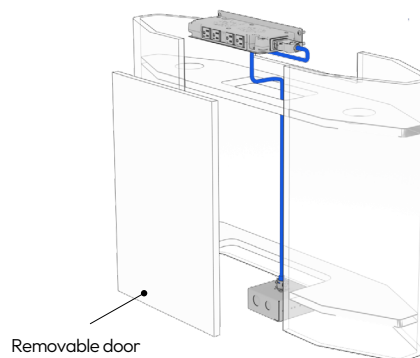
WIRE MANAGEMENT



Power Cable
Manager Strip (YZNEN)

Available from Complements:
Teknion's Ergonomics &
Accessories Program

*Optional



Removable door

Ample space for floor monuments

*Plinth is only available for tables widths 120" - 168"

LK53 RADBILL TABLES continued

PLUG-IN OR HARDWARE, BY POWER OPTION AND TABLE SIZE

POWER OPTION	TABLE SIZE						
	96	108	120	132	144	156	168
Surface Power Only with Metal Power Access Door (S)	P	P	P	P	P	P	P
Edge Power Along Widths Only (T)	P	H	H	H	H	H	H
Combo Surface Power with Metal Power Access Door, Edge Power Along Widths (A)	H	H	H	H	H	H	H
Surface Power Only with Wood Cover (G)	P	P	P	P	P	P	P
Combo Surface Power with Wood Cover, Edge Power Along Widths (H)	H	H	H	H	H	H	H

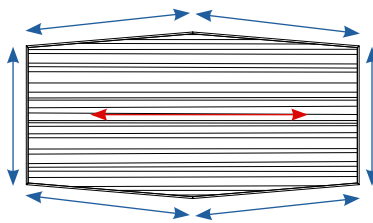
P = Plug-in connections only

H = Plug-in connections with hardwired installation supported*

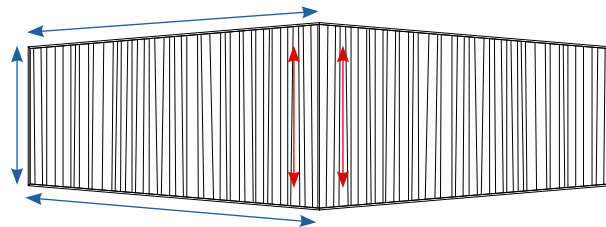
*All power modules are supplied with direct plug-in connections. Power configurations with more than two modules include two distribution blocks, a wire harness and an underfloor (base) feed to support hardwired installation.

WOOD GRAIN & VENEER DETAILS

Wood Grain Direction

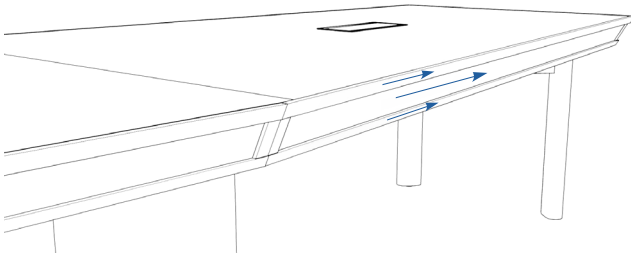


1pc Widths: 96", 108"



2pc Widths: 120" - 168"

Top surface orientation switches between small to large tables to maintain the most consistency across the table surface joint.



Note: Solid wood edging forms a perimeter around the top surface. Wood grain will flow around the table.

SURFACE POWER MODULE COVER AND UNDERMOUNT/EDGE POWER COVER FINISH

Metal Door Finishes:

 FUNDAMENTAL PAINT


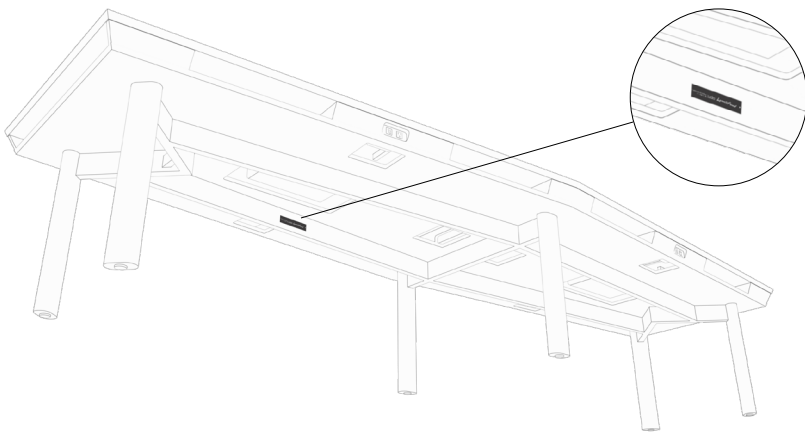
 FASHION PAINT

Wood Door Finishes defaults to LK53 Table Finishes:

 WOOD STAIN FINISHES

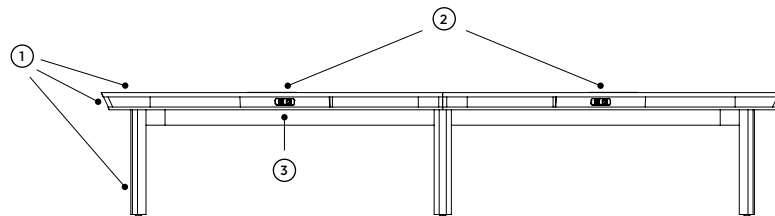
LK53 RADBILL TABLES continued

DESIGNER TAG PLACEMENT



SPECIFYING FINISHES

- ① **Top, Edge & Leg Veneer Finish**
Select the top, edge and leg finish
- ② **Metal Access Door Finish**
Select the surface power finish
- ③ **Below Power Finish**
Select the below power finish



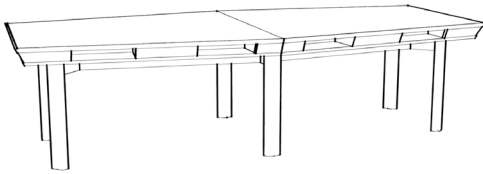
SPECIFICATION EXAMPLE

Below are the steps required to specify the LK53 Radbill Table:

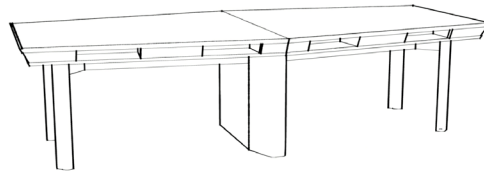
	EXAMPLE
1. Select the table style	IKNA
2. Select the depth	IKNA54
3. Select the width	IKNA54120
4. Select the central plinth	IKNA54120N
5. Select the power option	IKNA54120NA
6. Select the top, edge & leg veneer finish	IKNA54120NADY
7. Select the veneer top pattern	IKNA54120NADYS
8. Select the metal access door finish	IKNA54120NADYS68
9. Select the power configuration	IKNA54120NADYS68CA
10. Select the below power finish	IKNA54120NADYS68CA68

LK53 RADBILL TABLE (CUBBIES) (IKNA)

PRODUCT DETAILS



No Plinth



With Plinth

PRODUCT OPTIONS

DEPTH	54
WIDTH	120, 132, 144, 156, 168
CENTRAL PLINTH	N No Plinth P Plinth
POWER OPTIONS	N No Power S Surface Power Only with Metal Power Access Door T Edge Power Along Widths Only A Combo Surface Power with Metal Power Access Door, Edge Power Along Widths G Surface Power Only with Wood Cover H Combo Surface Power with Wood Cover, Edge Power Along Widths
TOP, EDGE & LEG VENEER FINISH	IKON Wood Veneer Stain Coordinates Custom Wood Stain
VENEER TOP PATTERN	S Standard
METAL ACCESS DOOR FINISHES	Fundamental Paint Fashion Paint
POWER CONFIGURATION	N No Power/No Configuration A All Standard Power H 1 HDMI
BELOW POWER FINISHES	Fundamental Paint Fashion Paint

Pricing on the next page.

LK53 RADBILL TABLE (CUBBIES) (IKNA) continued

PRICING

POWER OPTION: NO POWER (N)

WIDTH (INCHES)	NO PLINTH			PLINTH		
	Power Configuration			Power Configuration		
	No Power/No Configuration (N)	All Standard Power (A)	1 HDMI (H)	No Power/No Configuration (N)	All Standard Power (A)	1 HDMI (H)
120"	29419	N/A	N/A	31744	N/A	N/A
132"	30698	N/A	N/A	33023	N/A	N/A
144"	31977	N/A	N/A	34302	N/A	N/A
156"	33256	N/A	N/A	35581	N/A	N/A
168"	34535	N/A	N/A	36860	N/A	N/A

POWER OPTION: SURFACE POWER ONLY WITH METAL POWER ACCESS DOOR (S)

WIDTH (INCHES)	NO PLINTH			PLINTH		
	Power Configuration			Power Configuration		
	No Power/No Configuration (N)	All Standard Power (A)	1 HDMI (H)	No Power/No Configuration (N)	All Standard Power (A)	1 HDMI (H)
120"	N/A	33067	33160	N/A	35393	35486
132"	N/A	34347	34440	N/A	36672	36765
144"	N/A	35626	35719	N/A	37951	38044
156"	N/A	36905	36998	N/A	39230	39323
168"	N/A	38184	38277	N/A	40509	40602

POWER OPTION: Edge Power Along Widths Only (T)

WIDTH (INCHES)	NO PLINTH			PLINTH		
	Power Configuration			Power Configuration		
	No Power/No Configuration (N)	All Standard Power (A)	1 HDMI (H)	No Power/No Configuration (N)	All Standard Power (A)	1 HDMI (H)
120"	N/A	33056	33149	N/A	35381	35474
132"	N/A	34335	34428	N/A	36660	36753
144"	N/A	35614	35707	N/A	37940	38033
156"	N/A	36893	36986	N/A	39219	39312
168"	N/A	38172	38265	N/A	40498	40591

Additional pricing continued on the next page.

LK53 RADBILL TABLE (CUBBIES) (IKNA) continued

PRICING

POWER OPTION: COMBO SURFACE POWER WITH METAL POWER ACCESS DOOR, EDGE POWER ALONG WIDTHS (A)

WIDTH (INCHES)	NO PLINTH			PLINTH		
	Power Configuration			Power Configuration		
	No Power/No Configuration (N)	All Standard Power (A)	1 HDMI (H)	No Power/No Configuration (N)	All Standard Power (A)	1 HDMI (H)
120"	N/A	35895	35988	N/A	38221	38314
132"	N/A	37174	37267	N/A	39500	39593
144"	N/A	38453	38546	N/A	40779	40872
156"	N/A	39733	39826	N/A	42058	42151
168"	N/A	41012	41105	N/A	43337	43430

POWER OPTION: SURFACE POWER ONLY WITH WOOD COVER (G)

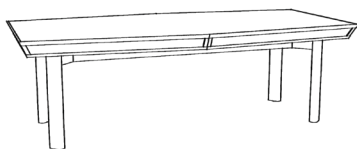
WIDTH (INCHES)	NO PLINTH			PLINTH		
	Power Configuration			Power Configuration		
	No Power/No Configuration (N)	All Standard Power (A)	1 HDMI (H)	No Power/No Configuration (N)	All Standard Power (A)	1 HDMI (H)
120"	N/A	33067	33160	N/A	35393	35486
132"	N/A	34347	34440	N/A	36672	36765
144"	N/A	35626	35719	N/A	37951	38044
156"	N/A	36905	36998	N/A	39230	39323
168"	N/A	38184	38277	N/A	40509	40602

POWER OPTION: COMBO SURFACE POWER WITH WOOD COVER, EDGE POWER ALONG WIDTHS (H)

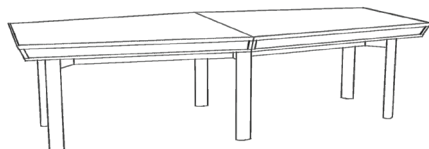
WIDTH (INCHES)	NO PLINTH			PLINTH		
	Power Configuration			Power Configuration		
	No Power/No Configuration (N)	All Standard Power (A)	1 HDMI (H)	No Power/No Configuration (N)	All Standard Power (A)	1 HDMI (H)
120"	N/A	36593	36686	N/A	38919	39012
132"	N/A	37872	37965	N/A	40198	40291
144"	N/A	39151	39244	N/A	41477	41570
156"	N/A	40430	40523	N/A	42756	42849
168"	N/A	41709	41802	N/A	44035	44128

LK53 RADBILL TABLE (FRAMED BEVEL) (IKNB)

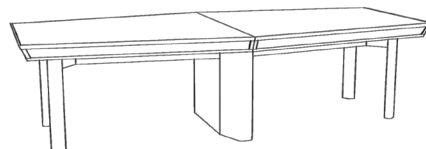
PRODUCT DETAILS



48" Width



54" Width, No Plinth



54" Width, With Plinth

PRODUCT OPTIONS

DEPTH	48, 54
WIDTH	096, 108, 120, 132, 144, 156, 168
CENTRAL PLINTH	N No Plinth P Plinth
POWER OPTIONS	N No Power S Surface Power Only with Metal Power Access Door T Edge Power Along Widths Only A Combo Surface Power with Metal Power Access Door, Edge Power Along Widths G Surface Power Only with Wood Cover H Combo Surface Power with Wood Cover, Edge Power Along Widths
TOP, EDGE & LEG VENEER FINISH	IKON Wood Veneer Stain Coordinates Custom Wood Stain
VENEER TOP PATTERN	S Standard
METAL ACCESS DOOR FINISHES	Fundamental Paint Fashion Paint
POWER CONFIGURATION	N No Power/No Configuration A All Standard Power H 1 HDMI
BELOW POWER FINISHES	Fundamental Paint Fashion Paint

Pricing on the next page.

LK53 RADBILL TABLE (FRAMED BEVEL) (IKNB) continued

PRICING

POWER OPTION: NO POWER (N)

48" DEPTH			
NO PLINTH			
Power Configuration			
WIDTH (INCHES)	No Power/No Configuration (N)	All Standard Power (A)	1 HDMI (H)
96"	17442	N/A	N/A
108"	18605	N/A	N/A

POWER OPTION: COMBO SURFACE POWER WITH METAL POWER ACCESS DOOR, EDGE POWER ALONG WIDTHS (A)

48" DEPTH			
NO PLINTH			
Power Configuration			
WIDTH (INCHES)	No Power/No Configuration (N)	All Standard Power (A)	1 HDMI (H)
96"	N/A	22449	22542
108"	N/A	23612	23705

POWER OPTION: SURFACE POWER ONLY WITH METAL POWER ACCESS DOOR (S)

48" DEPTH			
NO PLINTH			
Power Configuration			
WIDTH (INCHES)	No Power/No Configuration (N)	All Standard Power (A)	1 HDMI (H)
96"	N/A	18812	18905
108"	N/A	19975	20068

POWER OPTION: SURFACE POWER ONLY WITH WOOD COVER (G)

48" DEPTH			
NO PLINTH			
Power Configuration			
WIDTH (INCHES)	No Power/No Configuration (N)	All Standard Power (A)	1 HDMI (H)
96"	N/A	21089	21182
108"	N/A	22252	22345

POWER OPTION: EDGE POWER ALONG WIDTHS ONLY (T)

48" DEPTH			
NO PLINTH			
Power Configuration			
WIDTH (INCHES)	No Power/No Configuration (N)	All Standard Power (A)	1 HDMI (H)
96"	N/A	21078	21171
108"	N/A	22241	22334

POWER OPTION: COMBO SURFACE POWER WITH WOOD COVER, EDGE POWER ALONG WIDTHS (H)

48" DEPTH			
NO PLINTH			
Power Configuration			
WIDTH (INCHES)	No Power/No Configuration (N)	All Standard Power (A)	1 HDMI (H)
96"	N/A	23147	23240
108"	N/A	24309	24402

POWER OPTION: NO POWER (N)

54" DEPTH						
NO PLINTH				PLINTH		
Power Configuration				Power Configuration		
WIDTH (INCHES)	No Power/No Configuration (N)	All Standard Power (A)	1 HDMI (H)	No Power/No Configuration (N)	All Standard Power (A)	1 HDMI (H)
120"	26744	N/A	N/A	29070	N/A	N/A
132"	27907	N/A	N/A	30233	N/A	N/A
144"	29070	N/A	N/A	31395	N/A	N/A
156"	30233	N/A	N/A	32558	N/A	N/A
168"	31395	N/A	N/A	33721	N/A	N/A

Additional pricing continued on the next page.

LK53 RADBILL TABLE (FRAMED BEVEL) (IKNB) continued

PRICING

POWER OPTION: NO POWER (N)

WIDTH (INCHES)	54" DEPTH					
	NO PLINTH			PLINTH		
	Power Configuration			Power Configuration		
	No Power/No Configuration (N)	All Standard Power (A)	1 HDMI (H)	No Power/No Configuration (N)	All Standard Power (A)	1 HDMI (H)
120"	26744	N/A	N/A	29070	N/A	N/A
132"	27907	N/A	N/A	30233	N/A	N/A
144"	29070	N/A	N/A	31395	N/A	N/A
156"	30233	N/A	N/A	32558	N/A	N/A
168"	31395	N/A	N/A	33721	N/A	N/A

POWER OPTION: SURFACE POWER ONLY WITH METAL POWER ACCESS DOOR (S)

WIDTH (INCHES)	NO PLINTH			PLINTH		
	Power Configuration			Power Configuration		
	No Power/No Configuration (N)	All Standard Power (A)	1 HDMI (H)	No Power/No Configuration (N)	All Standard Power (A)	1 HDMI (H)
120"	N/A	29928	30021	N/A	32253	32346
132"	N/A	31091	31184	N/A	33416	33509
144"	N/A	32253	32346	N/A	34579	34672
156"	N/A	33416	33509	N/A	35742	35835
168"	N/A	34579	34672	N/A	36905	36998

POWER OPTION: EDGE POWER ALONG WIDTHS ONLY (T)

WIDTH (INCHES)	NO PLINTH			PLINTH		
	Power Configuration			Power Configuration		
	No Power/No Configuration (N)	All Standard Power (A)	1 HDMI (H)	No Power/No Configuration (N)	All Standard Power (A)	1 HDMI (H)
120"	N/A	30381	30474	N/A	32707	32800
132"	N/A	31544	31637	N/A	33870	33963
144"	N/A	32707	32800	N/A	35033	35126
156"	N/A	33870	33963	N/A	36195	36288
168"	N/A	35033	35126	N/A	37358	37451

Additional pricing continued on the next page.

LK53 RADBILL TABLE (FRAMED BEVEL) (IKNB) continued

PRICING

POWER OPTION: COMBO SURFACE POWER WITH METAL POWER ACCESS DOOR, EDGE POWER ALONG WIDTHS (A)

WIDTH (INCHES)	54" DEPTH					
	NO PLINTH			PLINTH		
	Power Configuration			Power Configuration		
	No Power/No Configuration (N)	All Standard Power (A)	1 HDMI (H)	No Power/No Configuration (N)	All Standard Power (A)	1 HDMI (H)
120"	N/A	33221	33314	N/A	35547	35640
132"	N/A	34384	34477	N/A	36709	36802
144"	N/A	35547	35640	N/A	37872	37965
156"	N/A	36709	36802	N/A	39035	39128
168"	N/A	37872	37965	N/A	40198	40291

POWER OPTION: SURFACE POWER ONLY WITH WOOD COVER (G)

WIDTH (INCHES)	54" DEPTH					
	NO PLINTH			PLINTH		
	Power Configuration			Power Configuration		
	No Power/No Configuration (N)	All Standard Power (A)	1 HDMI (H)	No Power/No Configuration (N)	All Standard Power (A)	1 HDMI (H)
120"	N/A	30393	30486	N/A	32719	32812
132"	N/A	31556	31649	N/A	33881	33974
144"	N/A	32719	32812	N/A	35044	35137
156"	N/A	33881	33974	N/A	36207	36300
168"	N/A	35044	35137	N/A	37370	37463

POWER OPTION: COMBO SURFACE POWER WITH WOOD COVER, EDGE POWER ALONG WIDTHS (H)

WIDTH (INCHES)	54" DEPTH					
	NO PLINTH			PLINTH		
	Power Configuration			Power Configuration		
	No Power/No Configuration (N)	All Standard Power (A)	1 HDMI (H)	No Power/No Configuration (N)	All Standard Power (A)	1 HDMI (H)
120"	N/A	33919	34012	N/A	36244	36337
132"	N/A	35081	35174	N/A	37407	37500
144"	N/A	36244	36337	N/A	38570	38663
156"	N/A	37407	37500	N/A	39733	39826
168"	N/A	38570	38663	N/A	40895	40988