

ledger

LATERAL FILE BASICS	22
LATERAL FILE DRAWER CONFIGURATIONS & LOCK CHARTS	24
LATERAL FILE DRAWER HEIGHTS	25
LATERAL FILE DRAWER STORAGE CAPACITIES	26
STORAGE CABINET BASICS	29
STORAGE CABINET CONFIGURATIONS & LOCK CHARTS	30
COMBINATION CABINET BASICS	31
COMBINATION CABINET CONFIGURATIONS	32
WARDROBE CABINET BASICS	33
WARDROBE CABINET CONFIGURATIONS & LOCK CHARTS	34
ADD-ON STORAGE CABINET BASICS	35
MOBILE PEDESTAL BASICS	36
SUSPENDED PERSONAL CUBBY BASICS	37
PLANNING WITH THE SUSPENDED PERSONAL CUBBY & NAVIGATE	38
PLANNING WITH THE SUSPENDED PERSONAL CUBBY & HISPACE	43
PLANNING WITH THE SUSPENDED PERSONAL CUBBY & COMPLEMENTS TABLES	45

ledger (continued)

PEDESTAL BASICS	46
PEDESTAL AND STRETCH PEDESTAL DRAWER CONFIGURATIONS & LOCK CHARTS	47
MOBILE PEDESTAL DRAWER CONFIGURATIONS & LOCK CHARTS	48
PEDESTAL STORAGE OPTIONS	49
PEDESTAL AND STRETCH PEDESTAL DRAWER HEIGHTS	50
CUBBY DRAWER HEIGHTS	51
PLANNING WITH STRETCH PEDESTALS & THE FIXED STORAGE TOP CUSHIONS.	52
PLANNING WITH LEDGER PEDESTALS.	54
STORAGE LOCKER BASICS	58
STORAGE LOCKER CONFIGURATIONS & LOCK CHARTS	59
PLANNING WITH STORAGE LOCKERS	60
BOOKSHELF BASICS	62
LEDGER FINISHES	63

lateral file basics

Ledger provides a comprehensive storage solution for managing information and resources and integrates competently into workstations or stand-alone scenarios. Ledger Lateral Files are offered in pre-configured arrangements.

- Five Lateral File drawer configurations are available: Two-High, Three-High, Four-High, Five-High and Six-High, all available in three height options (with the exception of the Six-High cabinet which is available in Letter-Height only):
 - 1) Letter-Height: used primarily for hanging files
 - 2) Combination-Height: used primarily for hanging files with some openings dedicated to binder storage
 - 3) Binder-Height: supports binders in all drawer openings, as well as hanging files
- All drawer heights are based on a 1.6" module (the size of the posting shelf), then 3.2", 4.8", 6.4" to up to 16"
- Adjacent drawers align for a continual datum line
- The interior construction of the case permits drawer reconfiguration or retrofit at any time

Lateral File (LLF)

Storage Top (SFVO) can be applied to the top of cabinets to provide an additional worksurface

• **Locks** can be keyed alike to match other lockable storage components or keyed randomly to provide a dedicated lock

• If individual locks are chosen, keys will be keyed randomly

A **Patented Interlocking System** prevents more than one drawer opening at a time to guard against tipping

1" leveling range

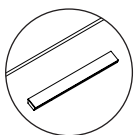
Label holders are included with full pull fronts to clearly identify the contents of each drawer

An optional, fully-retractable **posting shelf** is available for the Five- and Six-High Lateral File cabinets to provide a convenient ledge

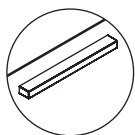
LFA08 LFA09

• **Counterweights** are required for all cabinets with pull-out drawers and cabinets not located directly under a worksurface

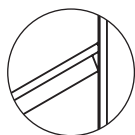
Three **handle styles** are available: District handle pull, rectangular handle pull and a distinctive full pull which makes opening and closing effortless from any position



- District Handle Pull**
- Not available on metal fronts
 - Platinum finish



- Rectangular Handle Pull**
- Platinum finish

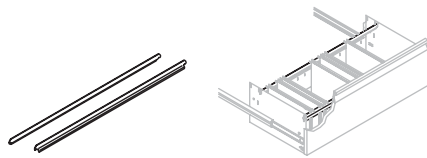


- Full Pull**
- Available on metal fronts only
 - Finished to match drawer front

lateral file basics (continued)

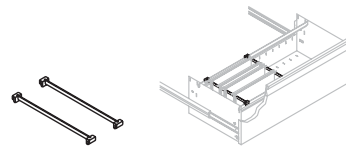
Lateral File Accessories (LFA) enhance the organizational ability of the lateral drawers.

All Lateral File Accessories are Grey, except for the Divider Plates and EDP Adapters are Black.



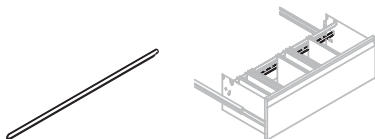
Hanging File Bars (LFA01, 02, 03)

Permits hanging letter-, legal- or metric-size files in side-to-side arrangements



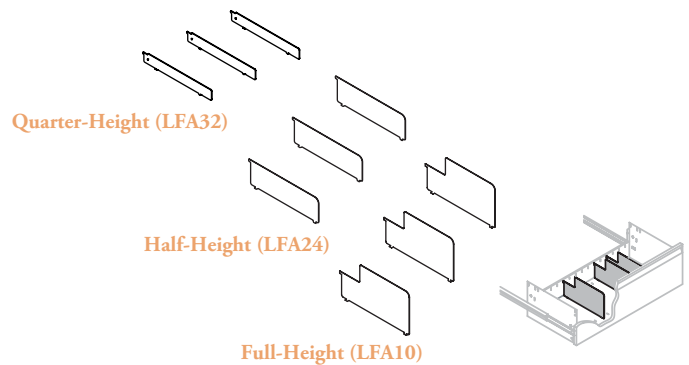
Cross File Bars (LFA07)

- Permits hanging letter-, legal- or metric-size files in a front-to-back arrangements. They are shipped in packages of two
- Available for 18" and 20" depth drawers



Legal-to-Letter Adapter (LFA11, 12, 13)

Prevents the contents of letter-size folders from falling from the side of the folder



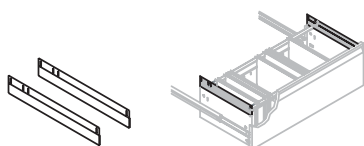
Quarter-Height (LFA32)

Half-Height (LFA24)

Full-Height (LFA10)

Divider Plates (LFA10, 24, 32)

- Section the lateral drawer into separate compartments
- Available for 18" and 20" depth drawers
- Quarter-Height Divider Plates (LFA32) are designed to fit in 3.2" high lateral drawers – 18" deep drawers will have a 1/2" gap and 20" deep drawers will have a 1" gap
- Half-Height Divider Plates (LFA24) are designed to fit in 4.8", 6.4", 8.0" and 9.6" high lateral drawers – 18" or 20" deep drawers will have a 2 3/4" gap
- Full-Height Divider Plates (LFA10) are designed to fit in 11.2", 12.8", 14.4" and 16.0" high lateral drawers – 18" or 20" deep drawers will have a 2 3/4" gap
- Can also be applied to the Slotted Shelf (SA2)



EDP Adapters (LFA20)

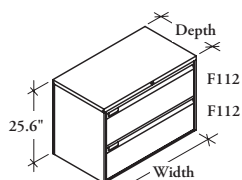
- Provide clearance space for EDP files
- Available for 18" and 20" depth drawers

lateral file drawer configurations & lock charts

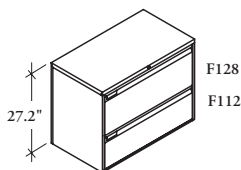
The family of Ledger Lateral Files cater to diverse filing requirements.

- All Five- and Six-high Laterals include a 1.6" high Structural Module (B016) above the third drawer for extra stability
- Details on drawer heights (i.e. F112, F128) can be found on the following pages
- When Individual locks are specified each drawer comes with a lock (except top drawer which locks from the case lock)

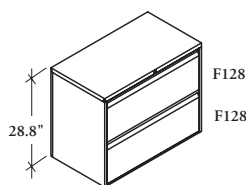
two-high



Letter-Height
1 Lock

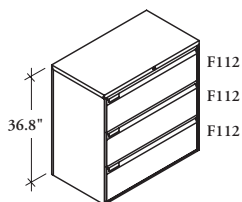


1 Lock Combination-Height
1 Lock

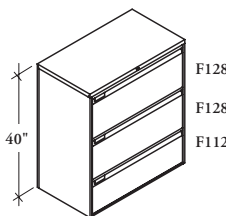


1 Lock Binder-Height
1 Lock

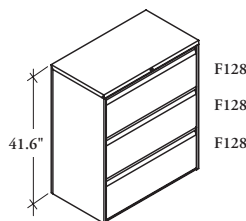
three-high



1 Lock Letter-Height
1 Lock

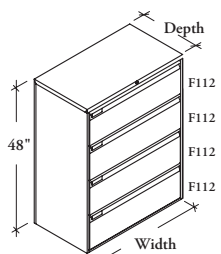


1 Lock Combination-Height
1 Lock

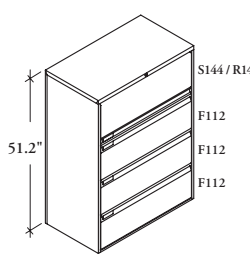


1 Lock Binder-Height
1 Lock

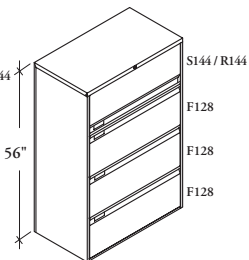
four-high



Letter Height (L)
1 Lock

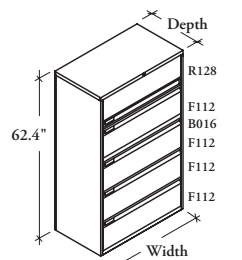


Combo Height (C) / Combo
with Receding Front /
Pull-Out Shelf (P)
1 Lock

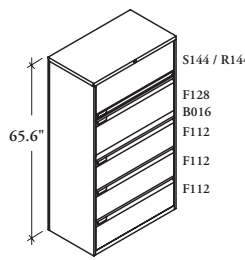


Binder Height (B) / Binder
with Receding Front /
Pull-Out Shelf (S)
1 Lock

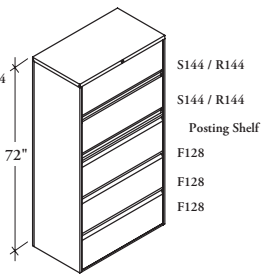
five-high



Letter Height (L)
1 Lock

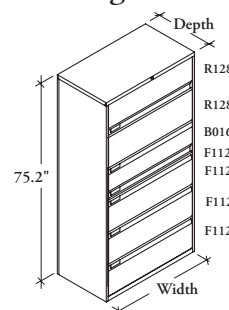


Combo Height
(C) / Combo with
Receding Front/
Pull-Out Shelf
(65.6") (P)
1 Lock



Binder Height
(B) / Binder with
Receding Front/
Pull-Out Shelf
(72") (S)
1 Lock

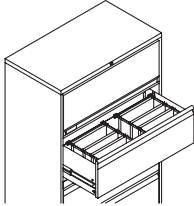
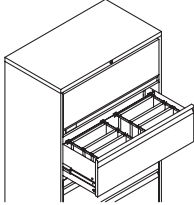
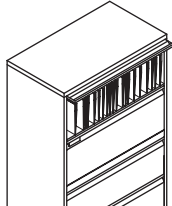
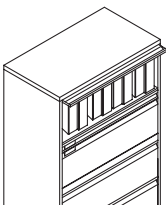
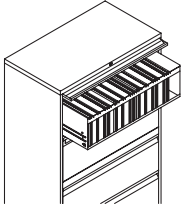
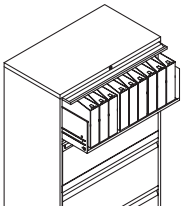
six-high



Letter-Height
1 Lock

lateral file drawer heights

The chart below aids in selecting the appropriate drawer for specific applications.

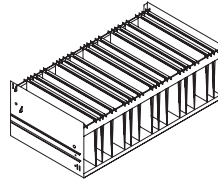
module code		interior height	drawer type	product illustration	applications
drawer type	exterior height				
F	112 11.2"	10.6"	Fixed Front – Letter		<ul style="list-style-type: none"> • Drawer extends for easy access from any position • Fits hanging files in letter and A4 sizes • Accommodates front-to-back and side-to-side filing
F	128 12.8"	12.2"	Fixed Front – Binder		<ul style="list-style-type: none"> • Drawer extends for easy access from any position • Fits binders and hanging files in letter and A4 sizes • Does not accommodate metric-size binders
S	128 12.8"	11.2"	Receding Drawer with Fixed Shelf – Letter		<ul style="list-style-type: none"> • Appropriate for end tab filing
S	144 14.4"	12.8"	Receding Drawer with Fixed Shelf – Binder		<ul style="list-style-type: none"> • Appropriate for binders and tab filing
R	128 12.8"	11.2"	Receding Drawer with Pull-out Shelf – Letter		<ul style="list-style-type: none"> • Easy access to storage is provided by pull-out shelf • Fits hanging files in letter and A4 sizes
R	144 14.4"	12.8"	Receding Drawer with Pull-out Shelf – Binder		<ul style="list-style-type: none"> • Easy access to storage is provided by pull-out shelf • Fits binders and hanging files in letter and A4 sizes

lateral file drawer storage capacities

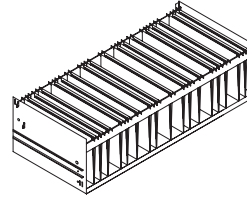
Lateral File drawer storage capacities for side-to-side storage arrangements are shown below.

All measurements are in linear inches and centimeters

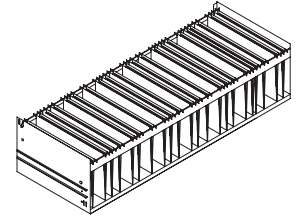
letter, legal, a4 binders
side-to-side



30" Wide



36" Wide



42" Wide

18" and
20" Deep

	30" Wide	36" Wide	42" Wide
One-High	26-5/8"/68 cm	32-5/8"/83 cm	38-5/8"/98 cm
Two-High	53-1/4"/135 cm	65-1/4"/166 cm	77-1/4"/196 cm
Three-High	79-13/16"/203 cm	97-13/16"/249 cm	115-13/16"/294 cm
Four-High	106-1/2"/271 cm	130-1/2"/331 cm	154-1/2"/392 cm
Five-High	133-1/4"/338 cm	163-1/4"/414 cm	193-1/4"/490 cm
Six-High	159-3/4 /406 cm	195-13/16"/497 cm	231-13/16"/589 cm

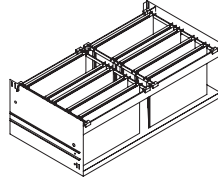
front-to-back arrangements can be seen on the following pages

lateral file storage capacities (continued)

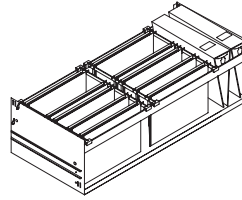
Lateral File storage capacities for front-to-back storage arrangements are shown below.

All measurements are in linear inches and centimeters

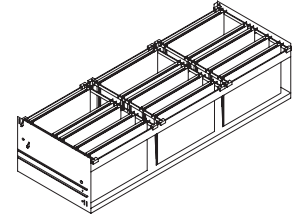
letter binders
front-to-back



30" Wide



36" Wide



42" Wide

18" Deep

One-High	30-1/2"/77 cm	30-1/2"/77 cm +6-1/2"/17 cm side space	45-3/4"/116 cm
Two-High	61"/155 cm	61" 155 cm +13"/33 cm side space	45-3/4"/116 cm
Three-High	91-1/2"/232 cm	91-1/2"/232 cm +19-1/2"/50 cm side space	137-1/4"/349 cm
Four-High	122"/310 cm	122"/310 cm +26"/66 cm side space	183"/465 cm
Five-High	152-1/2"/387 cm	185"/470 cm	228-3/4"/581 cm
Six-High	183"/464 cm	222"/564 cm	274-1/2"/697 cm

20" Deep

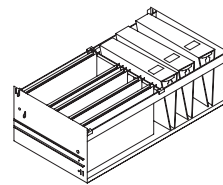
One-High	33-1/4"/84 cm	33-1/4"/84 cm +6-1/2"/17 cm side space	49-7/8"/127 cm
Two-High	66-1/2"/169 cm	66-1/2"/169 cm +13"/33cm side space	99-3/4"/254 cm
Three-High	99-3/4"/253 cm	99-3/4"/253 cm +19-1/2"/50 cm side space	149-5/8"/380 cm
Four-High	133"/338 cm	132"/338 cm +26"/66 cm side space	199-1/2"/507 cm
Five-High	166-1/4"/442 cm	198-3/4"/505 cm	249-3/8"/633 cm
Six-High	199-1/2"/507 cm	238-1/2"/606 cm	299-1/4"/760 cm

lateral file storage capacities (continued)

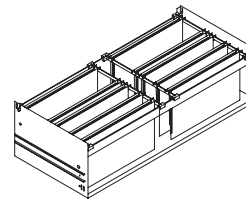
Lateral File storage capacities for front-to-back storage arrangements are shown below.

All measurements are in linear inches and centimeters

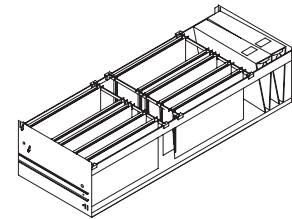
legal binders
front-to-back



30" Wide



36" Wide



42" Wide

18" Deep	One-High	15-1/4"/39 cm + 10"/25 cm side space	30-1/2"/77 cm	30-1/2"/77 cm + 6-1/2"/17 cm side space
	Two-High	30-1/2"/77 cm +20"/51 cm side space	61"/155 cm	61"/155 cm +13"/33 cm side space
	Three-High	45-3/4"/116 cm +30"/76 cm side space	91-1/2"/232 cm	91-1/2"/252 cm +19-1/2"/51 cm side space
	Four-High	61"/155 cm +46"/102 cm side space	122"/310 cm	122"/310 cm +26"/66 cm side space
	Five-High	126-1/4"/320 cm	152-1/2"/387 cm	185"/470 cm
	Six-High	151-1/2" / 384 cm	183"/464 cm	222"/564 cm

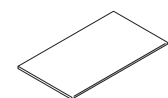
20" Deep	One-High	16-5/8"/42 cm +10"/125 cm side space	33-1/4"/84 cm	33-1/4"/84 cm +6-1/2"/17 cm side space
	Two-High	33-1/4"/84 cm +20"/51 cm side space	66-1/2"/169 cm	66-1/2"/169 cm+ +13"/33 cm side space
	Three-High	49-7/8"/127 cm +30"/76 cm side space	99-3/4"/253 cm	99-3/4"/253 cm +19-1/2"/50 cm side space
	Four-High	66-1/2"/155 cm +40"/102 cm side space	133"/338 cm	133"/338 cm +26"/66 cm side space
	Five-High	133-1/4"/338 cm	166-1/4"/422 cm	198-7/8"/505 cm
	Six-High	159-3/4"/406 cm	199-1/2"/507cm	238-1/2"/606 cm

storage cabinet basics

Ledger Storage Cabinets cater to diverse storage requirements including reference materials, equipment and files for person or group use.

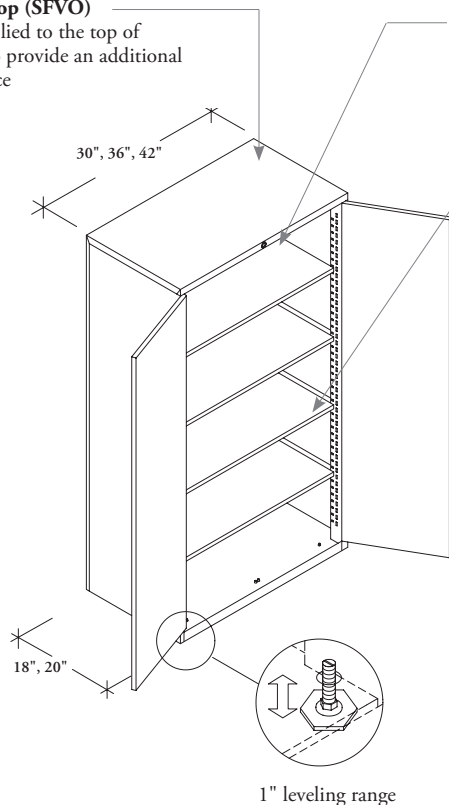
- Five Storage Cabinet configurations are available: Two-High, Three-High, Four-High, Five-High and Six-High, available in three height options:
 - 1) Letter-Height
 - 2) Combination-Height
 - 3) Binder-Height
- With the exception of the Six-High which is available in Letter-Height only
- Accessories are available to match 18" and 20" deep cabinets

Storage Cabinets (LSC)



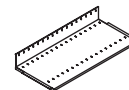
Storage Top (SFVO)

can be applied to the top of cabinets to provide an additional worksurface

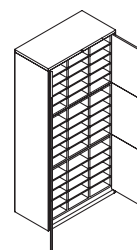
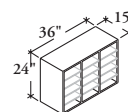


Locks can be keyed alike to match other lockable storage components or keyed randomly to provide a dedicated lock

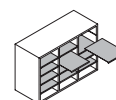
- Two-high includes one shelf
- Three-high includes two shelves
- Four-high includes three shelves
- Five-high includes four shelves (Shown)
- Six-high includes five shelves
- Interior shelves are included and are adjustable in 1.6" increments



- **Additional Shelves (SA1)** and **Slotted Shelves (SA2)** can be specified. The Slotted Shelf is pierced with openings that accept Divider Plates (LFA10, 24, 32)

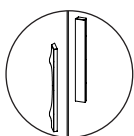


The Max Store Unit includes 12 **Max Storage Trays (SA6)**, creating 15 cubbyholes



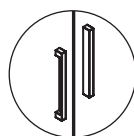
Max Store Trays (SA6) create additional cubbyholes to a maximum of 24 trays per unit, creating 27 cubbyholes

Three **handle styles** are available: District handle pull, rectangular handle pull and a distinctive full pull which makes opening and closing effortless from any position



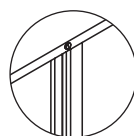
District Handle Pull

- Not available on metal fronts
- Platinum finish



Rectangular Handle Pull

Platinum finish



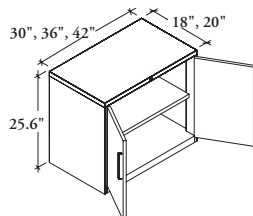
Full Pull

- Available on metal fronts only
- Finished to match drawer front

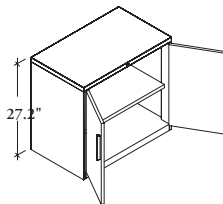
storage cabinet configurations & lock charts

The family of Ledger Storage Cabinets cater to diverse storage requirements.

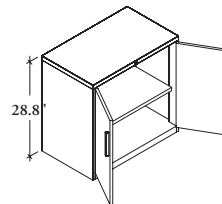
two-high



Letter-Height
1 Lock

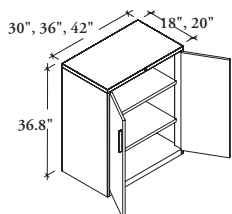


1 Lock Combo-Height
1 Lock

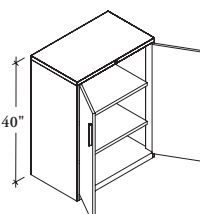


1 Lock Binder-Height
1 Lock

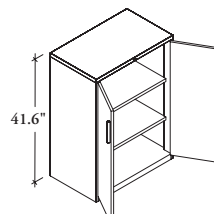
three-high



Letter-Height
1 Lock

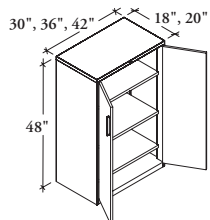


1 Lock Combo-Height
1 Lock

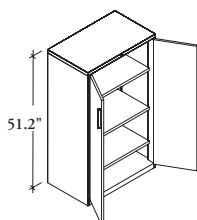


1 Lock Binder-Height
1 Lock

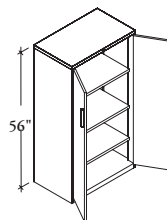
four-high



Letter-Height
1 Lock

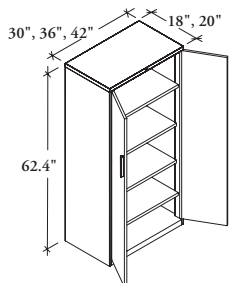


1 Lock Combo-Height
1 Lock

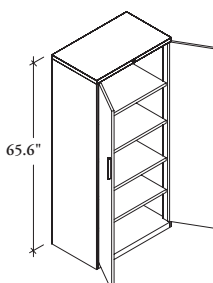


1 Lock Binder-Height
1 Lock

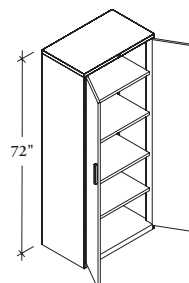
five-high



Letter-Height
1 Lock

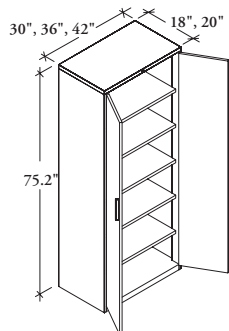


Combo-Height
1 Lock



Binder-Height
1 Lock

six-high



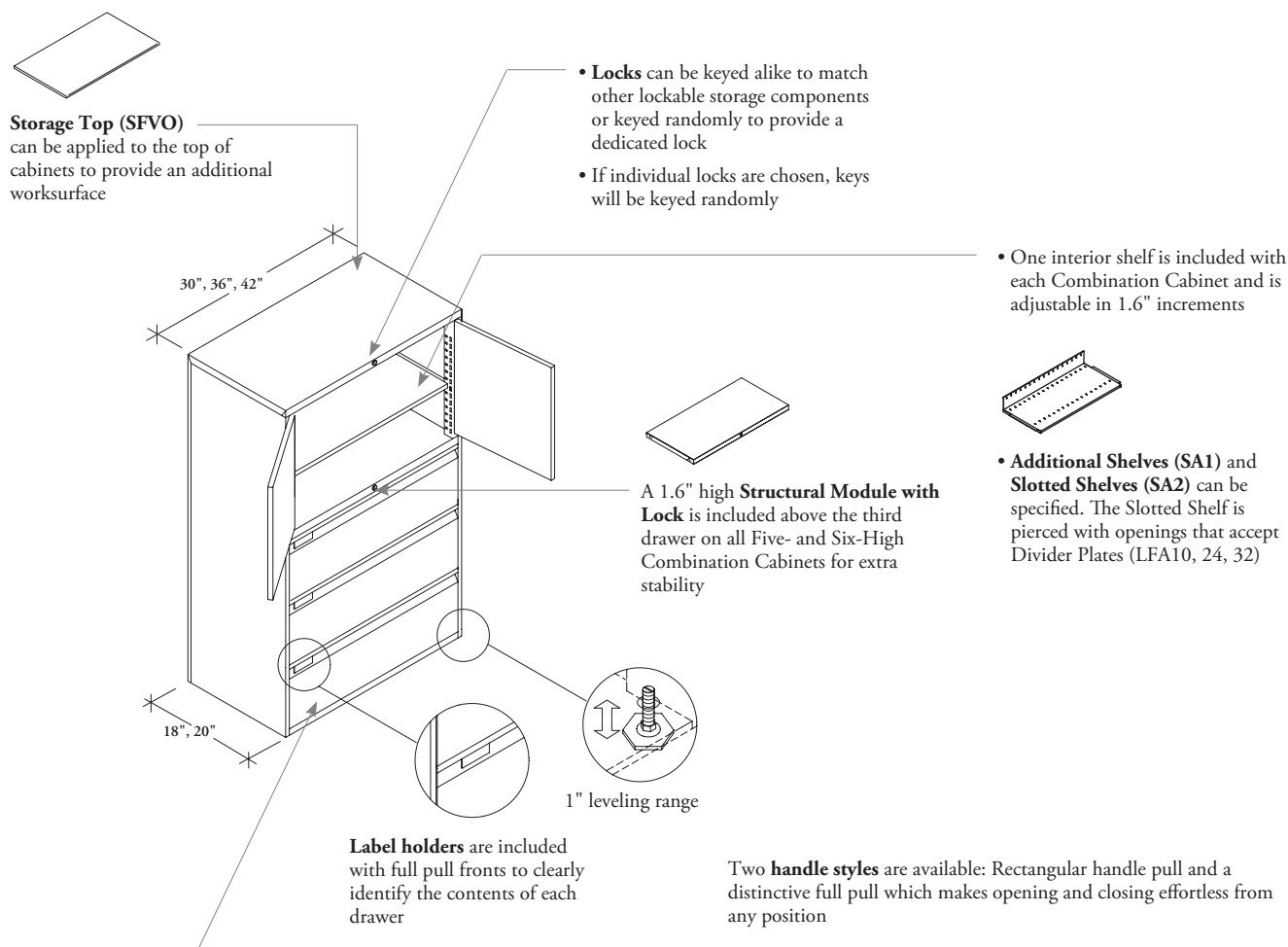
Letter-Height
1 Lock

combination cabinet basics

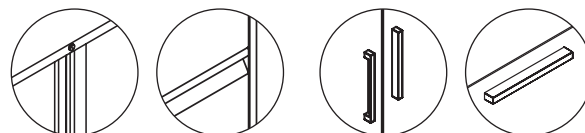
Ledger Combination Cabinets cater to diverse storage requirements, and are a hybrid of the Lateral File and the Storage Cabinet.

- Four Combination Cabinet configurations are available: Three-High, Four-High, Five-High and Six-High, available in three height options:
 - 1) Letter-Height: used primarily for hanging files
 - 2) Combination-Height: used primarily for hanging files with some openings dedicated to binder storage
 - 3) Binder-Height: supports binders in all drawing openings, as well as hanging files ()
- With the exception of the Six-High cabinet which is available in Letter-Height only
- All drawer heights are based on a 1.6" module
- Adjacent drawers align for a continual datum line
- Accessories are available to match 18" and 20" deep cabinets
- The interior construction of the case permits drawer reconfiguration or retrofit at any time
- Counterweights are required and included in all combination cabinets

Combination Cabinets (LCC)



- Three-high includes one drawer
- Four-high includes two drawers
- Five-high includes three drawers (Shown)
- Six-high includes four drawers
- **Lateral File Accessories (LFA)** can be used in Combination Cabinet drawers. See Lateral File Basics.



Full Pull

- Available on metal fronts only
- Finished to match drawer/door front

Rectangular Handle Pull

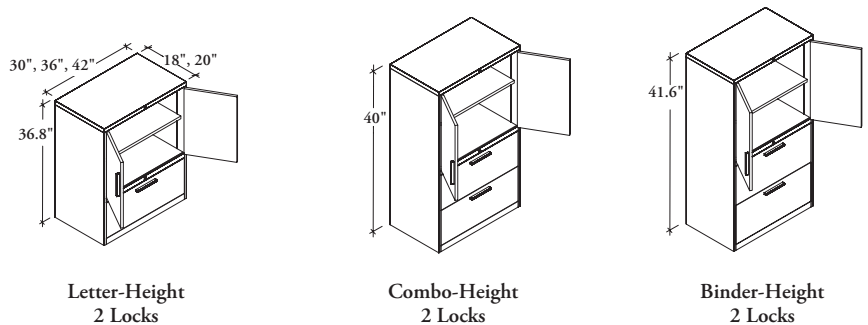
Platinum finish

combination cabinet configurations & lock charts

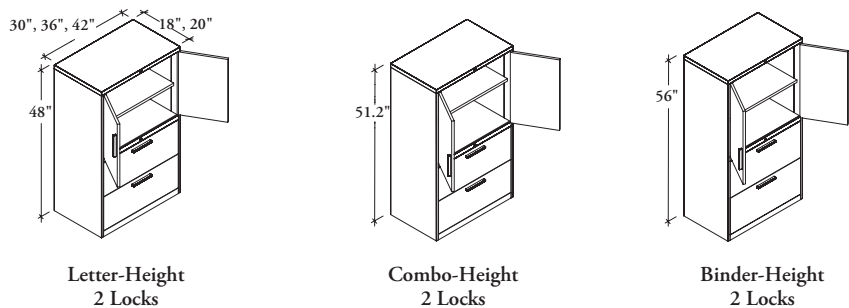
The family of Ledger Storage Cabinets cater to diverse storage requirements.

When individual locks are specified each drawer comes with a lock

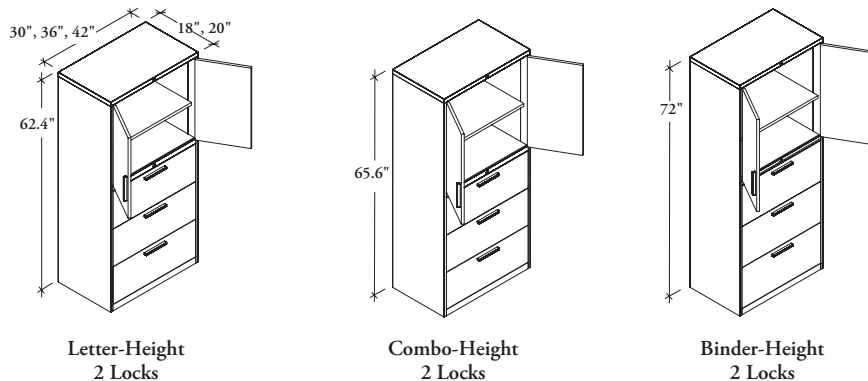
three-high



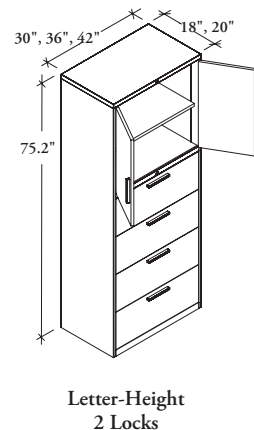
four-high



five-high



six-high



wardrobe cabinet basics

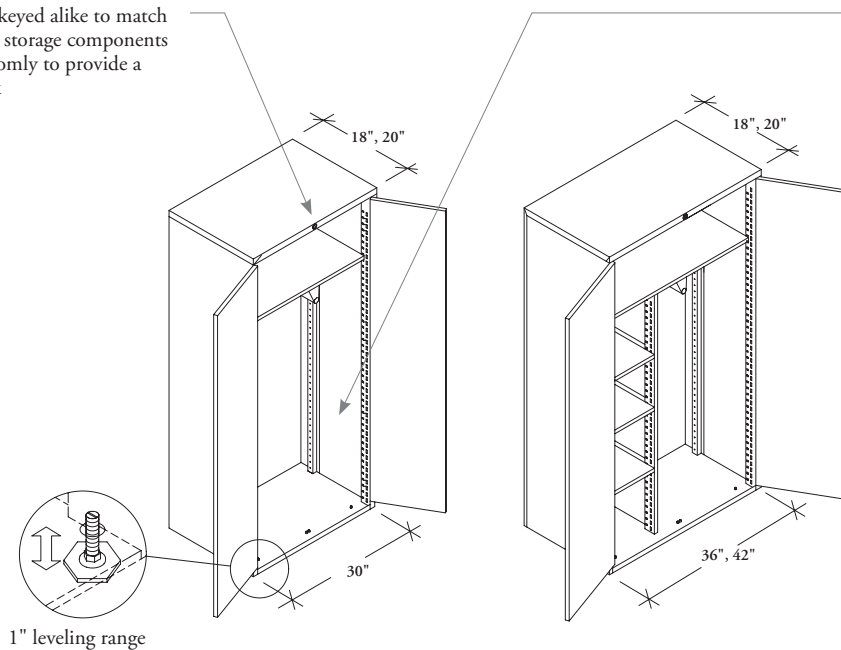
Ledger Wardrobe Cabinets store garments and other personal items.

Three Wardrobe Cabinet configurations are available: Four-High, Five-High and Six-High, available in three height options:

- 1) Letter-Height
 - 2) Combination-Height
 - 3) Binder-Height
- With the exception of the Six-High which is available in Letter-Height only

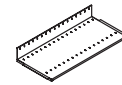
Wardrobe Cabinets (LWC)

Locks can be keyed alike to match other lockable storage components or keyed randomly to provide a dedicated lock



Undivided Wardrobe Cabinets
One shelf with coat rod included

• Cabinet walls are slotted in 1.6\"/>

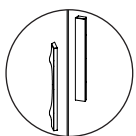


• **Additional Shelves (SA1)** and **Slotted Shelves (SA2)** can be specified. The Slotted Shelf is pierced with openings that accept Divider Plates (LFA10, 24, 32)

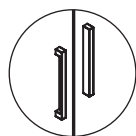
Divided Wardrobe Cabinets

- One shelf with coat rod included
- Four-high includes two hat shelves
- Five-high includes three hat shelves (Shown)
- Six-high includes four hat shelves

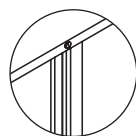
Three **handle styles** are available: District handle pull, rectangular handle pull and a distinctive full pull which makes opening and closing effortless from any position



- District Handle Pull**
- Not available on metal fronts
 - Platinum finish



- Rectangular Handle Pull**
- Platinum finish

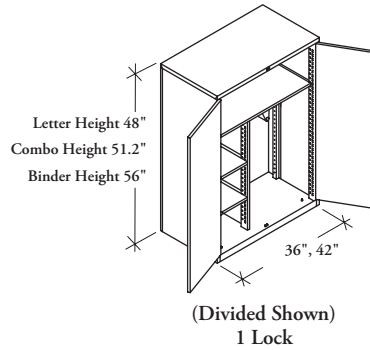
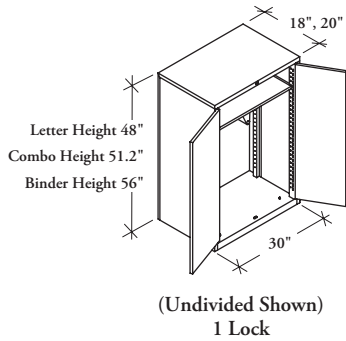


- Full Pull**
- Available on metal fronts only
 - Finished to match drawer front

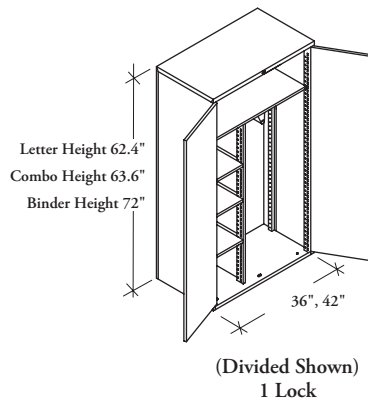
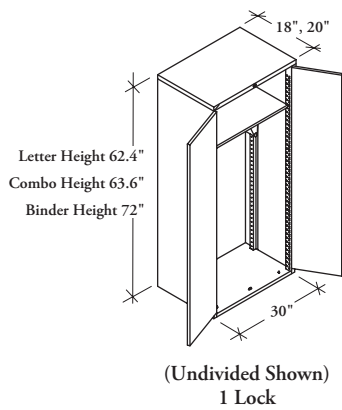
wardrobe cabinet configurations & lock charts

Ledger Wardrobe Cabinets store garments and other personal items.

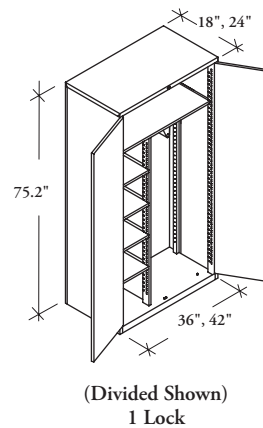
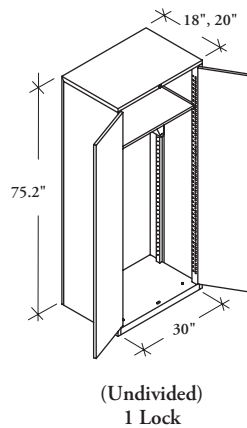
four-high



five-high



six-high



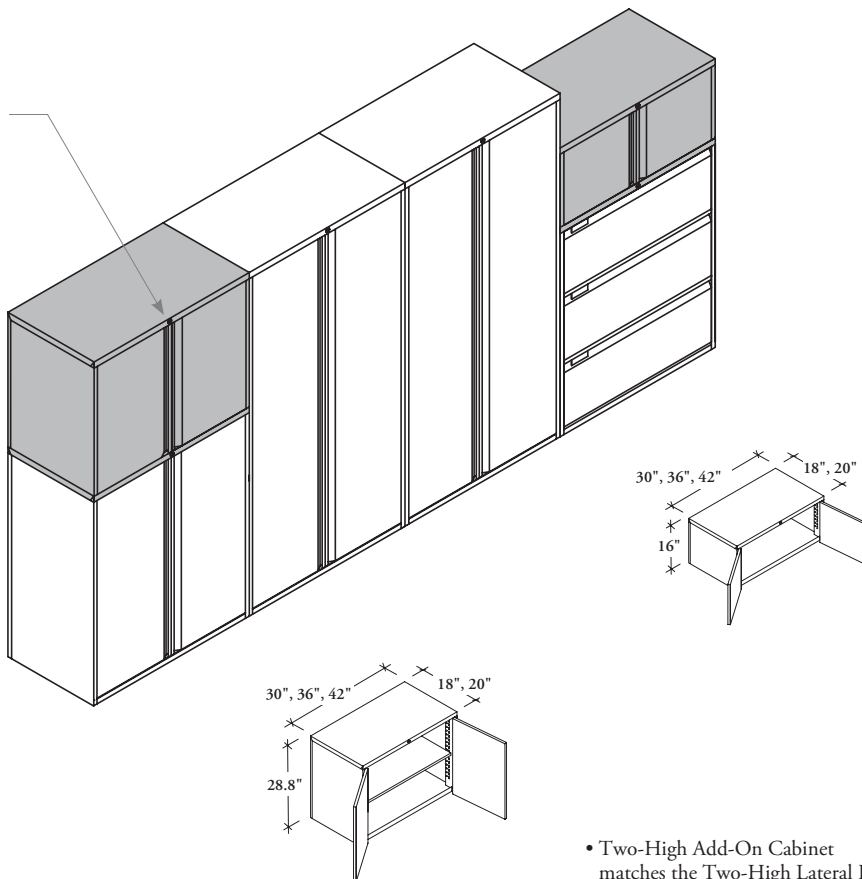
add-on storage cabinet basics

Add-On Storage Cabinets provide enclosed storage that can be mounted on top of Ledger Lateral Files and Storage Cabinets.


- Available in One-High and Two-High configurations
- Only one Add-On Storage Cabinet can be stacked on top of another unit
- Add-On Storage Cabinets have 1 lock at the Top

Add-On Storage (LSA)

Locks can be keyed alike to match other lockable storage components or keyed randomly to provide a dedicated lock

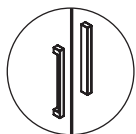


- Two-High Add-On Cabinet matches the Two-High Lateral File Binder-Height
- One interior shelf is included with each two-high Add-On Cabinet and is adjustable in 1.6" increments



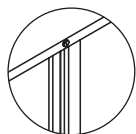
- **Additional Shelves (SA1) and Slotted Shelves (SA2)** can be specified. The Slotted Shelf is pierced with openings that accept Divider Plates (LFA10, 24, 32)

Two **handle styles** are available: rectangular handle pull and a distinctive full pull which makes opening and closing effortless from any position



Rectangular Handle Pull

Platinum finish



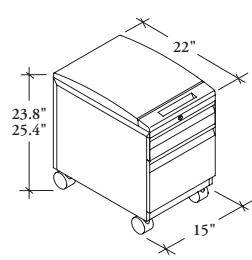
Full Pull

- Available on metal fronts only
- Finished to match drawer front

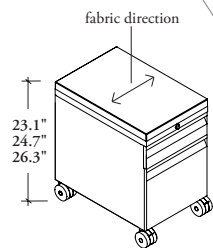
mobile pedestal basics

Ledger offers a range of mobile pedestal options which integrate aesthetically with all systems furniture.

- Mobile Pedestals are available in multiple drawer combinations and heights to allow for maximum flexibility
- Different Teknion systems products accommodate different heights of storage below the worksurface. See height restrictions in this section
- Pedestal file drawers accommodate both imperial and A4 filing sizes
- Locks can be keyed alike to match other lockable storage components or keyed randomly to provide a dedicated lock
- Pedestals are available with two balance options
 - Four casters and a counterweight
 - Five casters with no counterweight



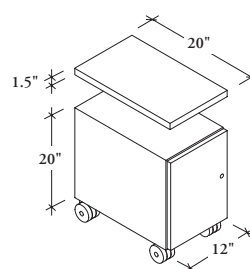
LPKN



LPCN

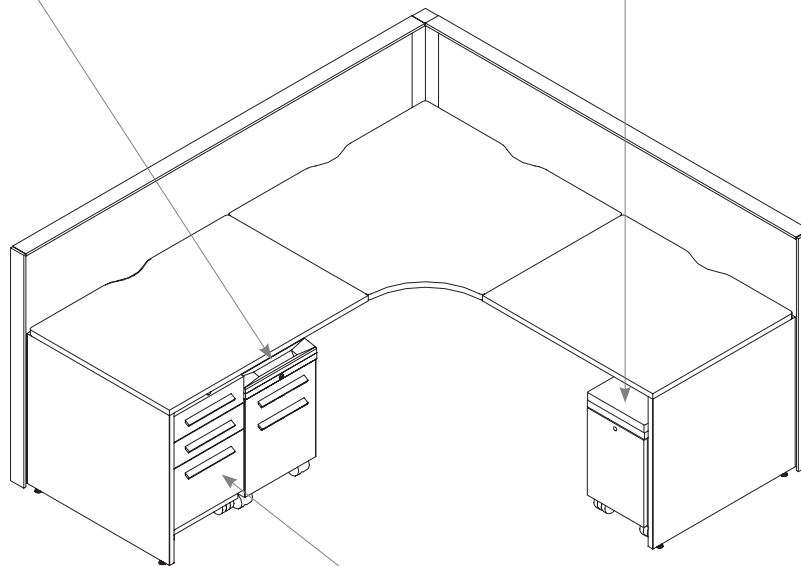
Mobile Pedestal with Seat (LPKN) and Mobile Pedestal with Cushion (LPCN)

- Provides convenient personal storage equipped with a seat and casters for easy maneuverability
- The Mobile Pedestal with Seat (LPKN) has a soft molded foam handle (in Black) and a curved cushion
- The Mobile Pedestal with Cushion (LPCN) has a low profile flat cushion
- Drawer interiors extend the full interior depth of the pedestal except for 28" deep Box (B), Small Box (S) and Pencil Box (P). For these drawer sizes the interior drawer depth is actually 22"

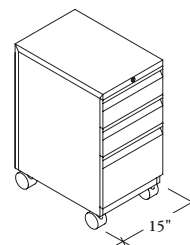
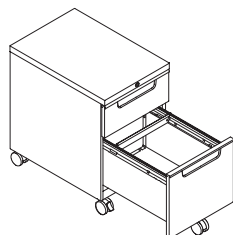
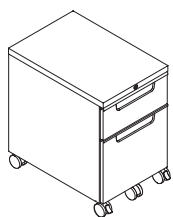


Mobile Personal Cubby (LMPC)

- Provides mobile personal storage
- Height: 20.6"
- Depth: 20"
- Width: 12"
- Optional low profile flat cushion available
- Locks available if specified
- Available in two options:
 - Side Drawer (S)
 - Extends the full interior depth of the cubby
 - Consists of one pull out tray, ideal for holding purse, personal bags etc.
 - Door (D)
 - Provides 1.75 cubic ft. of closed storage
 - Ideal for storing personal items



Example of five caster application.

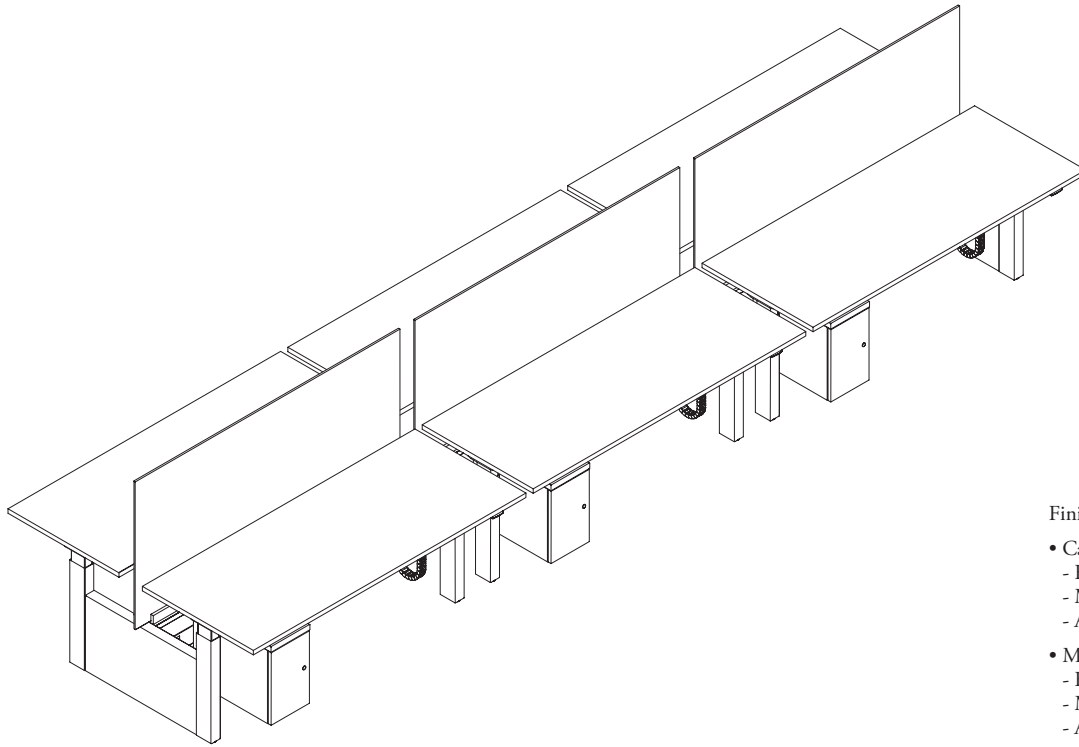


Mobile Pedestal (LPWN)

- A small footprint mobile pedestal that expands the storage capacity of a traditional pedestal
- Width: 15"
- Depth: 18", 22", 28"
- Drawer Configurations:
 - box, box file (BF)
 - pencil, small box, file (PSF)
 - small box, small box, file (SSF)
 - small box, file (SF)

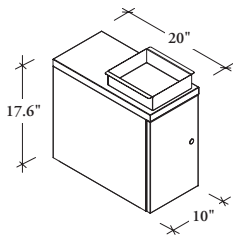
suspended personal cubby basics

The Ledger Suspended Personal Cubby mounts to height-adjustable tables.



Finishes:

- Case Finish:
 - Foundation
 - Mica
 - Accent
- Metal Front Finish:
 - Foundation
 - Mica
 - Accent



Suspended Personal Cubby (LSPC)

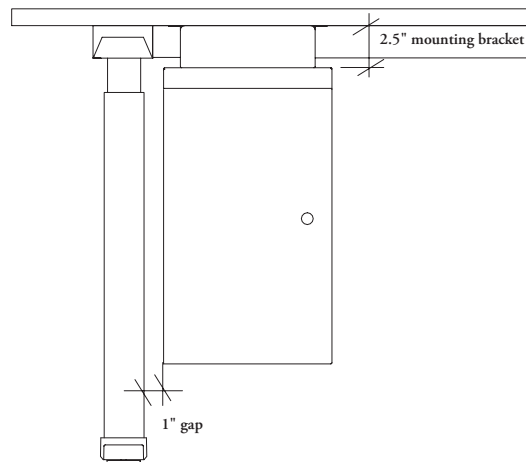
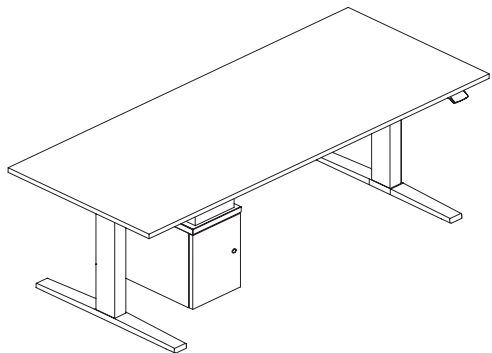
- A Suspended Cubby which mounts to height-adjustable tables and cater to personal storage requirements
- Depth: 20"
- Width: 10"
- Left and right handed

planning with the suspended personal cubby & navigate

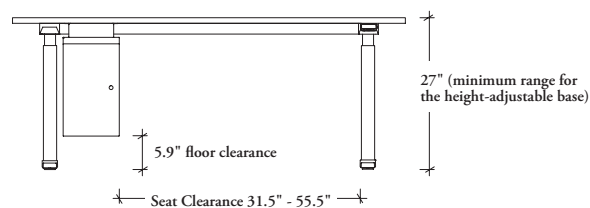
The following describes the planning capacities for the Personal Suspended Cubby used with height adjustable tables.

freestanding tables

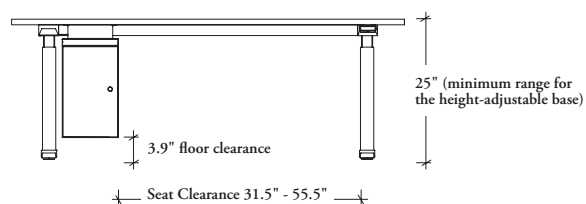
- The Suspended Personal Cubby (LSPC) is installed on the inside of a height adjustable leg
- There is a 1" gap between the leg and cubby
- The mounting bracket is 2.5"h



- The suspended personal cubby can be used with the following mechanisms
 - 7S Standard Electric (27" to 43" range)
 - 9C Extended Electric - Restricted (25" - 48".7")
- Worksurface widths must be 58" to 82"w. to allow a 31.5" - 55.5" seat clearance



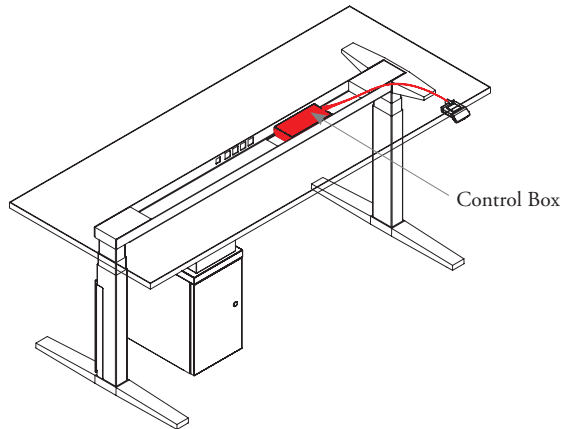
7S Standard Electric (27" - 43")




9C Extended Electric - Restricted (25" - 48.7")

planning with the suspended personal cubby & navigate (continued)

- The cubby can be installed in two locations
 - Opposite the switch
 - On the same side of the switch if the cable is tucked in along the lg and the channel and support bracket are installed after the switch
- For worksurfaces 48" to 64" wide, the cubby must be installed on the opposite side of the control cover box

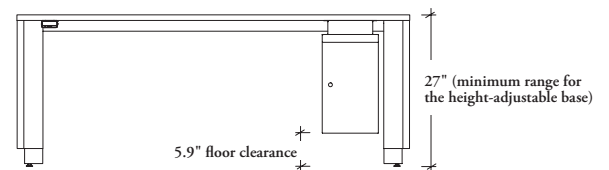
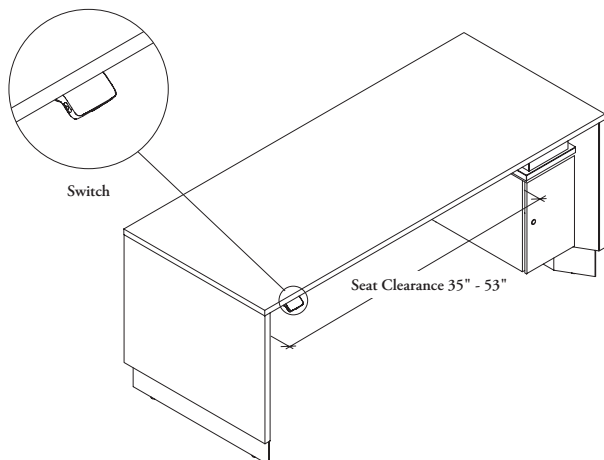


- For base frames with 23" depth, the rectangular cut out **cannot** be on the same side as the Suspended Personal Cubby (LSPC)

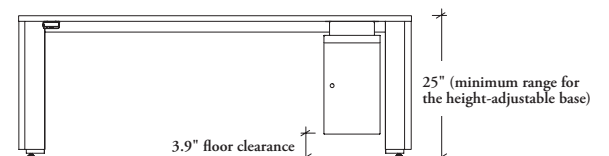


gable leg tables

- The suspended personal cubby can be used with the following mechanisms
 - 7S Standard Electric (27" to 43" range)
 - 9C Extended Electric - Restricted (25" - 48".7")
- Can be used on worksurfaces 58" - 76" w with a seat clearance of 35" - 53" w
- The cubby must be mounted opposite to the switch



(7S) Standard Electric (27" - 43")

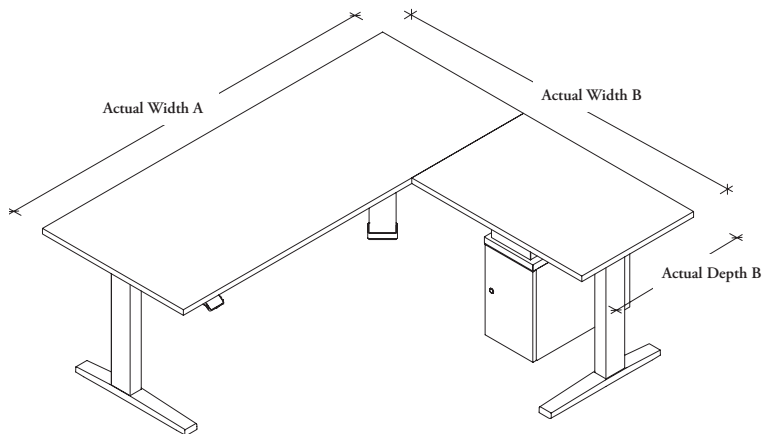


(9C) Extended Electric - Restricted (25" - 48.7")

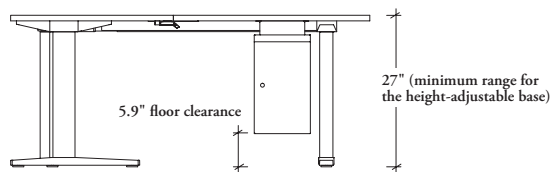
planning with the suspended personal cubby & navigate (continued)

extended corner tables

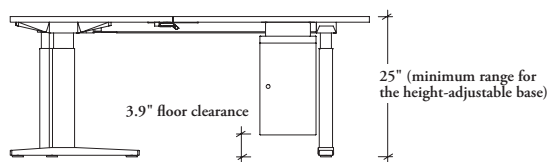
- The suspended personal cubby can be used with the following mechanisms
 - (7S) Standard Electric (27" to 43" range)
 - (9C) Extended Electric - Restricted (25" - 48".7")
- Worksurface widths A and B must be 58" to 70"w
- Worksurface B depth must be 23"



- The suspended cubby (LSPC) must be installed opposite to the switch, on the return surface



(7S) Standard Electric (27" - 43")

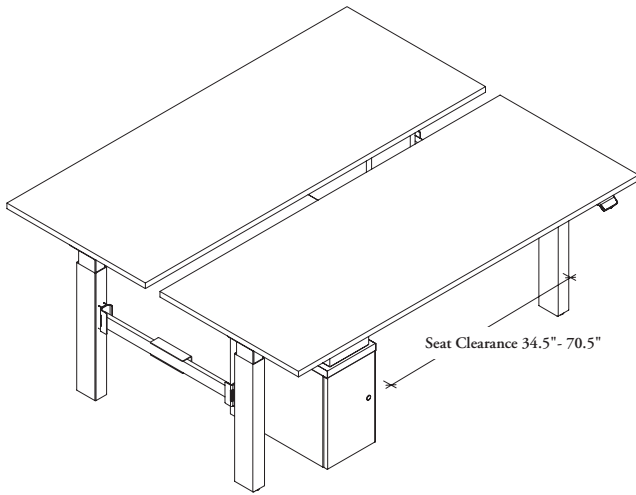


(9C) Extended Electric - Restricted (25" - 48.7")

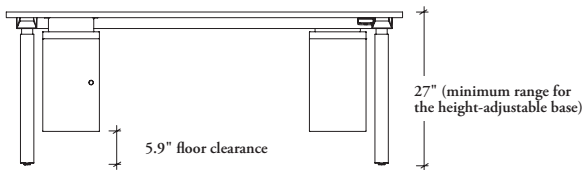
planning with the suspended personal cubby & navigate (continued)

frames

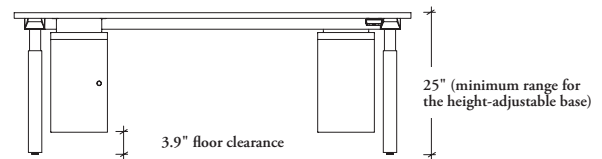
- The suspended personal cubby can be used with the following mechanisms
 - (7S) Standard Electric (27" to 43" range)
 - (9C) Extended Electric - Restricted (25" - 48".7")
- Worksurface widths must be 58" to 94"w to allow a 34.5" - 70.5" seat clearance



- The cubby must be installed opposite the switch and Vertical Wire Carrier (HNBECC)
- For worksurfaces 58"w the cubby must be installed on the opposite side of the control cover box



(7S) Standard Electric (27" - 43")

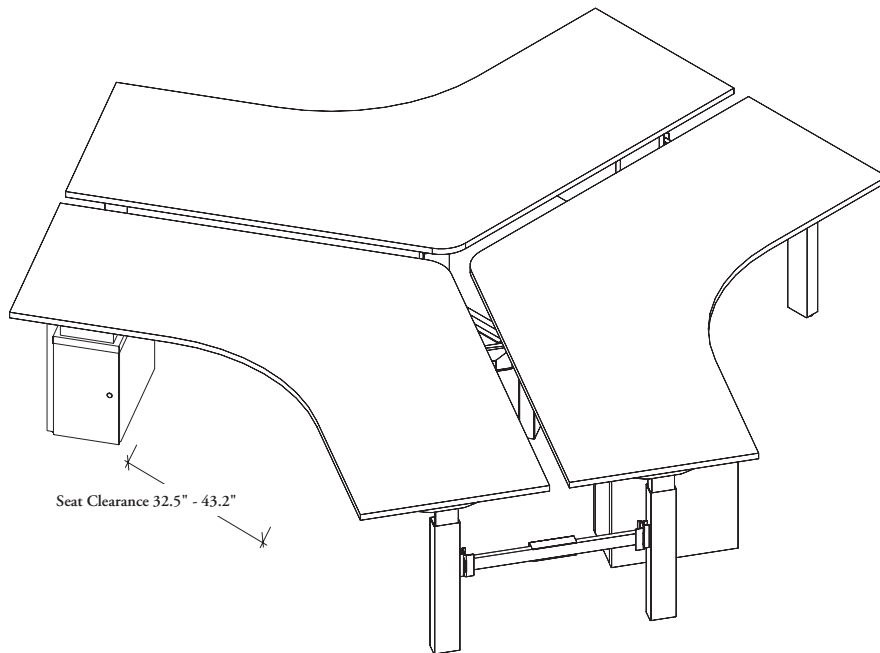


(9C) Extended Electric - Restricted (25" - 48.7")

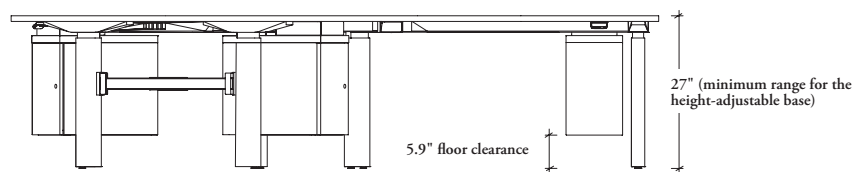
planning with the suspended personal cubby & navigate (continued)

120 frames

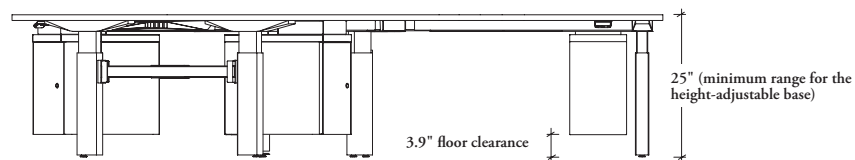
- The suspended personal cubby can be used with the following mechanisms
 - (7S) Standard Electric (27" to 43" range)
 - (9C) Extended Electric - Restricted (25" - 48".7")
- Worksurface widths must be 52" to 58"w to allow a 32.5" - 43.2" seat clearance



- The cubby must be installed opposite the switch and Vertical Wire Carrier (HNBEEC)
- For worksurfaces 58"w the cubby must be installed on the opposite side of the control cover box



(7S) Standard Electric (27" - 43")

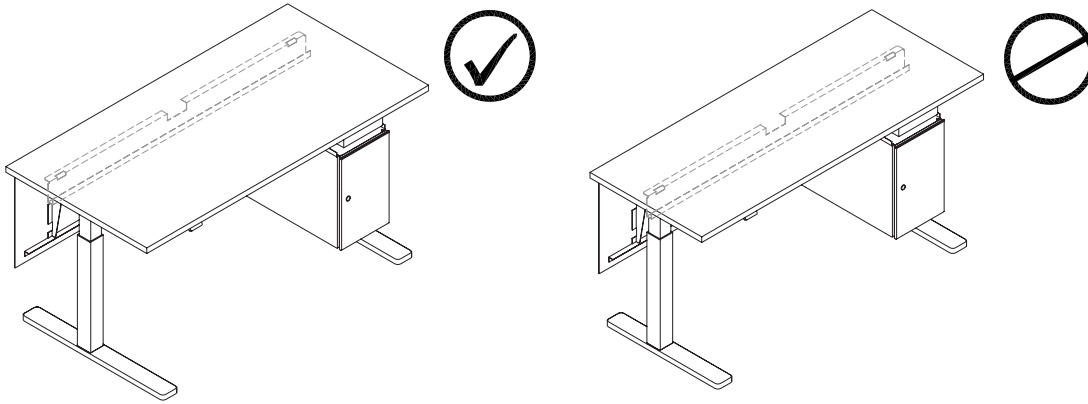


(9C) Extended Electric - Restricted (25" - 48.7")

planning with the suspended personal cubby & hispace

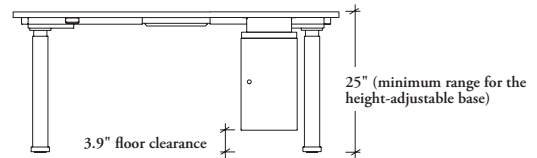
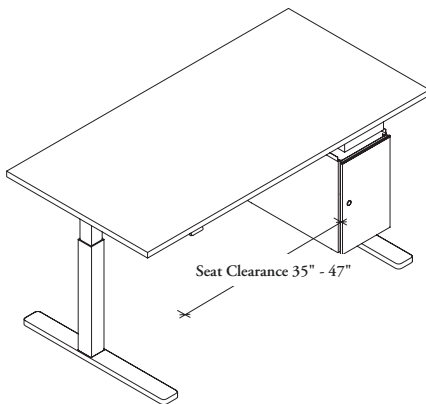
The following describes the planning capacities for the Personal Suspended Cubby used with height adjustable tables.

- When specifying a suspended personal cubby and modesty panel or wire tray, the worksurface must be 30"d



height-adjustable tables

- The suspended personal cubby can be used with (9C) Extended Electric - Restricted (25" - 48".7") base mechanism
- Worksurface widths must be 60" to 72"w to allow a 35" - 47" seat clearance

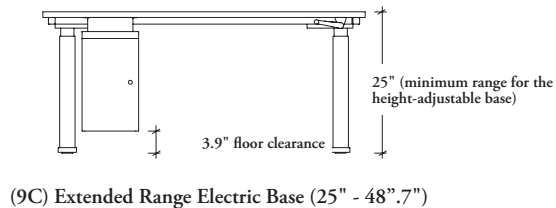
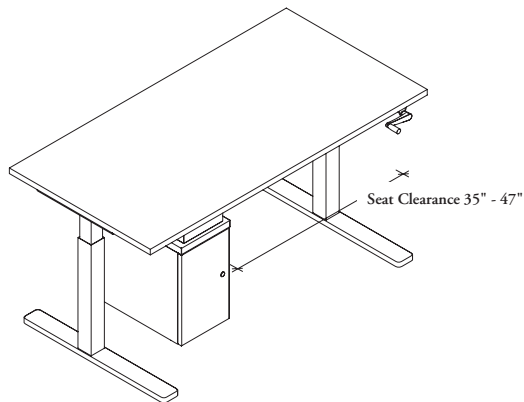


(9C) Extended Range Electric Base (25" - 48".7")

planning with the suspended personal cubby & hiSpace (continued)

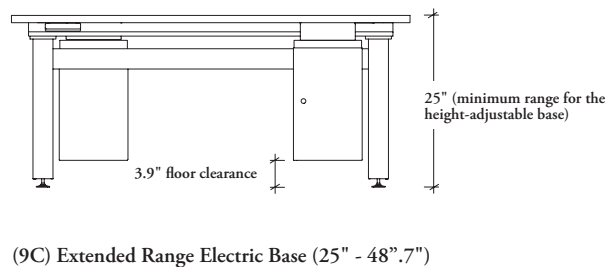
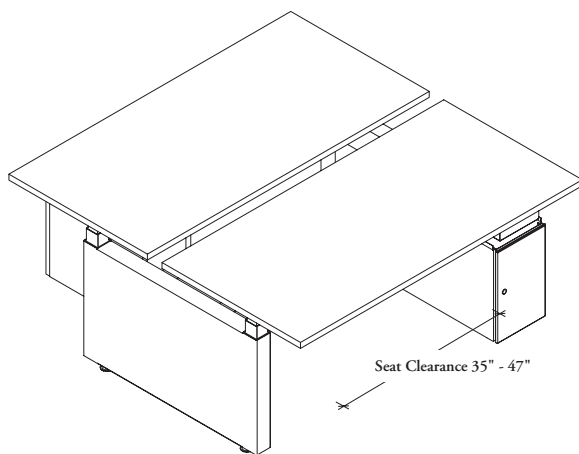
height-adjustable tables with upStage

- The suspended personal cubby can be used with (9C) Extended Electric - Restricted (25" - 48".7") base mechanism
- Worksurface widths must be 60" to 72"w to allow a 35" - 47" seat clearance
- The rectangular cut out **cannot** be specified on the same side with suspended cubby.



frames

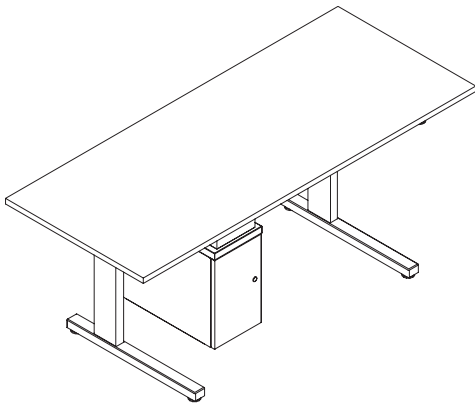
- The suspended personal cubby can be used with (9C) Extended Electric - Restricted (25" - 48".7") base mechanism
- Worksurface widths must be 60" to 72"w to allow a 35" - 47" seat clearance
- The cubby must be installed opposite the switch



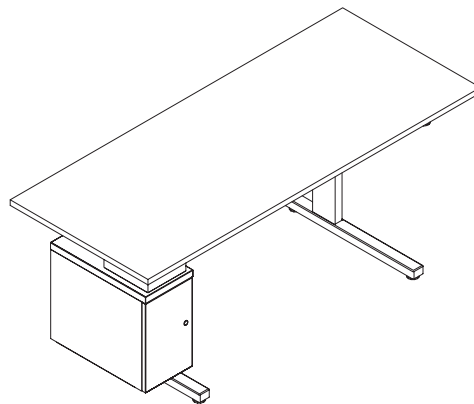
planning with the suspended personal cubby & complements tables

The following describes the planning capacities for the Personal Suspended Cubby used with height adjustable tables.

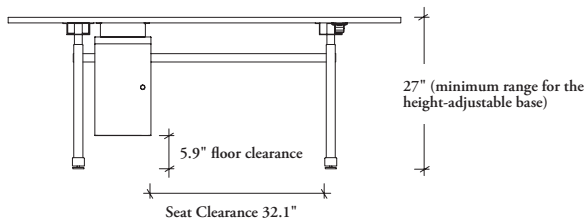
- The suspended personal cubby can be used with (7S) Standard Range Electric (27" - 43") base mechanism
- Worksurface widths must be 60" to 72"
- Depth must be 30"
- The cubby must be installed opposite the switch
- The cubby can be installed in two locations
 - Inside of the leg
 - Outside of the leg if the worksurface width is 72"



The Suspended Personal Cubby (LSPC) installed inside the legs.



The Suspended Personal Cubby (LSPC) installed outside the legs.

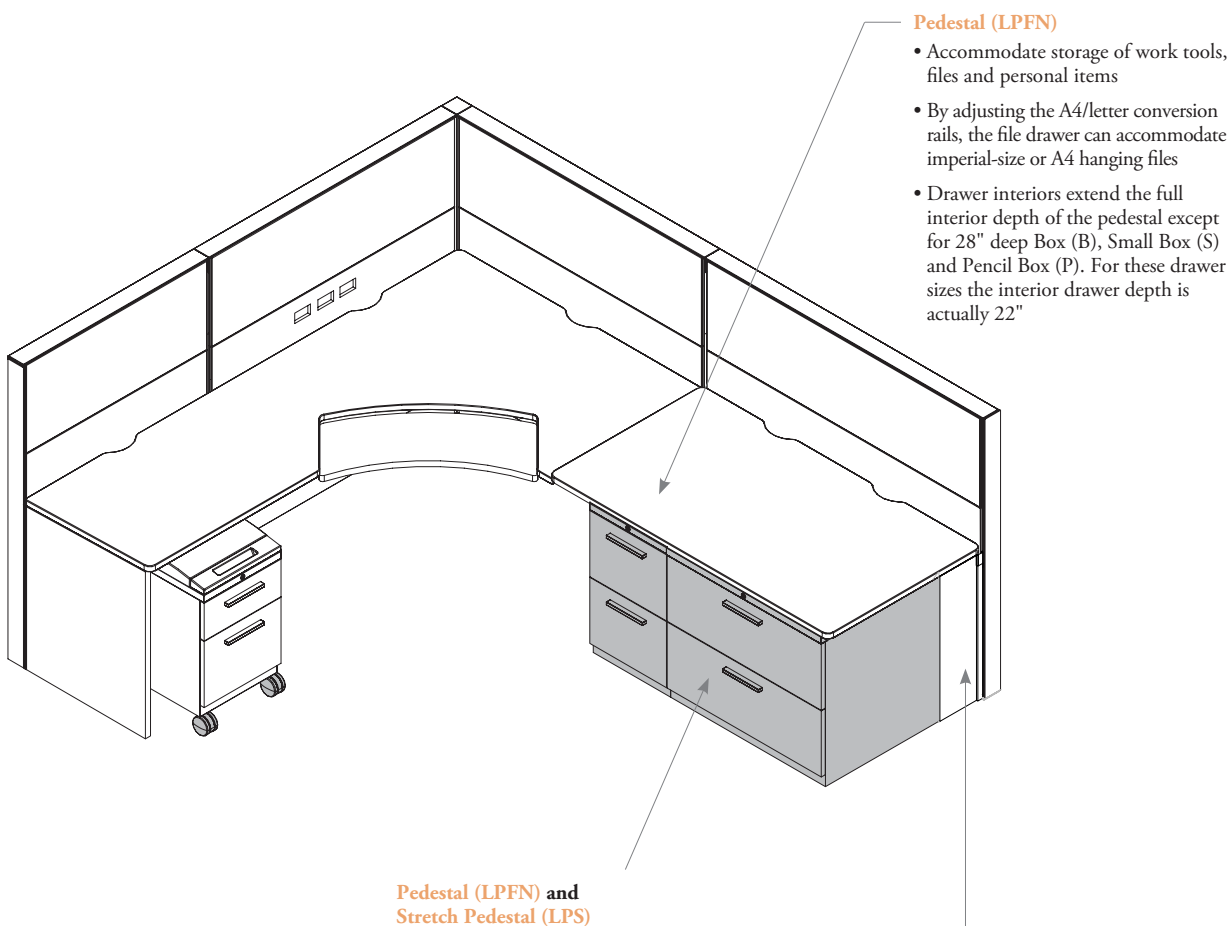


(7S) Standard Electric (27" - 43")

pedestal basics

Ledger offers a wide range of pedestal options which integrate aesthetically with all systems furniture.

- Pedestals are available in multiple drawer combinations and heights to allow for maximum flexibility
- Different Teknion systems products accommodate different heights of storage below the worksurface. See height restrictions in this section
- Pedestal file drawers accommodate both imperial and A4 filing sizes
- Locks can be keyed alike to match other lockable storage components or keyed randomly to provide a dedicated lock.
- Counterweights are required for all Pedestals not located directly under a worksurface. If Pedestals are supporting a worksurface in a freestanding application, counterweights are required
- All configurations of Pedestal (LPFN) on Casters fit under the regular 29" high worksurface



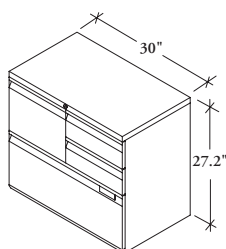
Pedestal (LPFN) and Stretch Pedestal (LPS)

Has similar configuration as Pedestal (LPFN) for height consistency. The product is designed to have datum lines match

Also available but not shown above:

Combo Pedestal (LPC)

Available with a full file drawer on bottom and two file drawers on top or full file drawer on bottom and one file and two box drawers on top



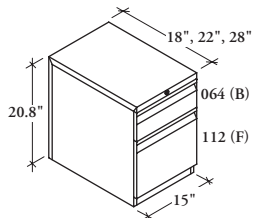
Pedestal Supporting Bracket (LSBN)

used in combination with a Pedestal provides a fully enclosed support at the end of a run of panel-mounted worksurfaces

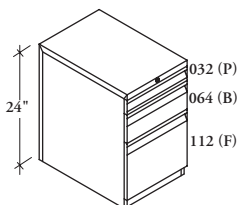
pedestal and stretch pedestal drawer configurations & lock charts

Ledger Pedestals provide storage in freestanding and workstation applications.

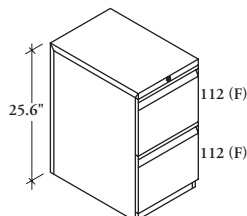
pedestal (LPFN)



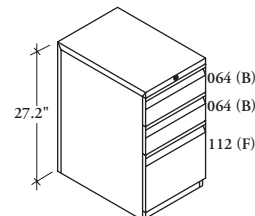
box, file (BF)
1 Lock



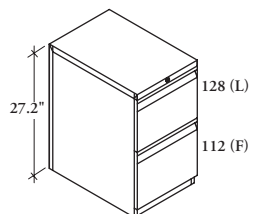
pencil, box, file (PBF)
1 Lock



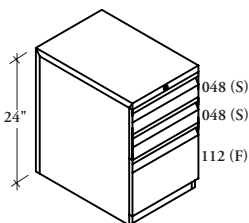
file, file (FF)
1 Lock (unless individual locks are
specified each drawer comes with a lock)



box, box, file (BBF)
1 Lock



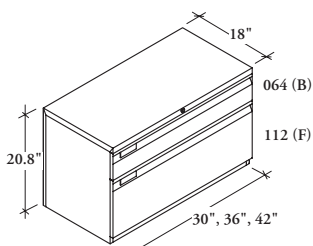
large file, file (LF)
1 Lock (unless individual locks are
specified each drawer comes with a lock)



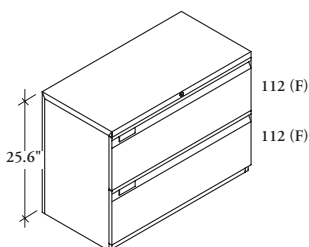
small box, small box, file (SSF)
1 Lock

stretch pedestal (LPS)

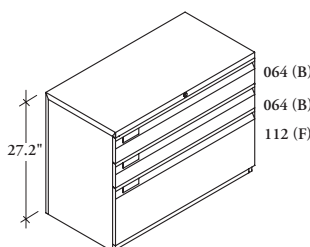
- When individual locks are specified each drawer comes with a lock



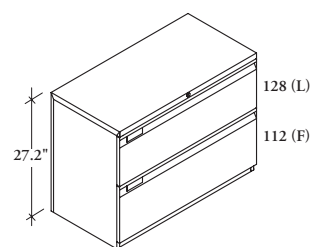
box, file (BF)
1 Lock



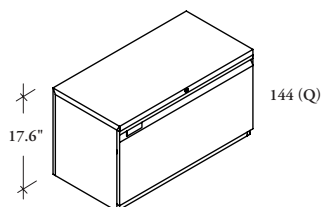
file, file (FF)
1 Lock



box, box, file (BBF)
1 Lock



large file, file (LF)
1 Lock

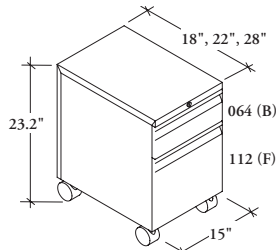


extra large file (Q)
1 Lock

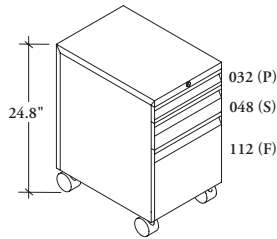
mobile pedestal drawer configurations & lock charts

Ledger Pedestals provide storage in freestanding and workstation applications.

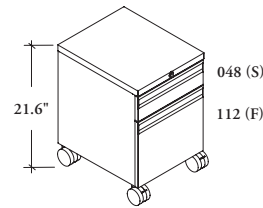
mobile pedestal (LPWN)



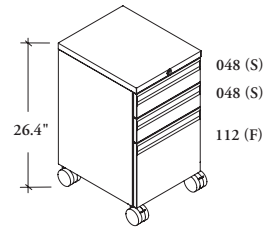
box, file (BF)
1 Lock



pencil, small box, file (PSF)
1 Lock

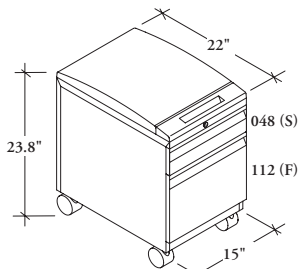


small box, file (SF)
1 Lock

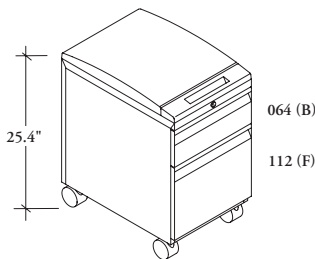


small box, small box, file (SSF)
1 Lock

mobile pedestal with seat (LPKN)

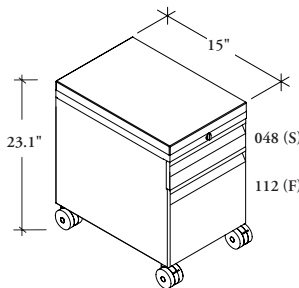


small box, file (SF)
1 Lock

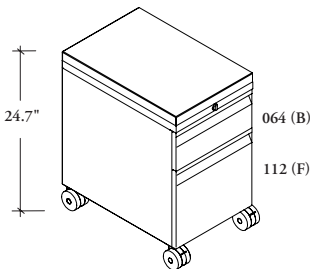


box, file (BF)
1 Lock

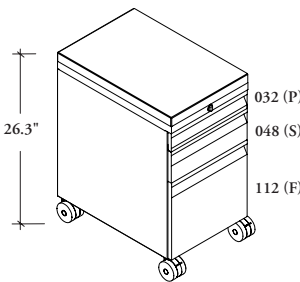
mobile pedestal with cushion (LPCN)



small box, file (SF)
1 Lock

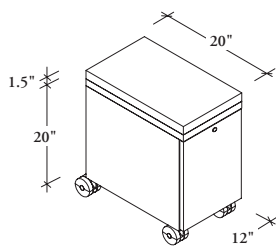


box, file (BF)
1 Lock

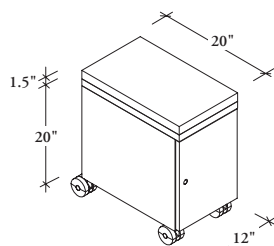


pencil, small box, file (PSF)
1 Lock

mobile personal cubby (LMPC)



side drawer (S)
1 Lock



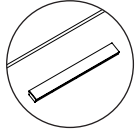
door (D)
1 Lock

pedestal storage options

The following describes options for handles, drawers and drawer capacities.

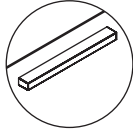
handle options

Three **handle styles** are available: District handle pull, Rectangular handle pull and a distinctive full pull which makes opening and closing effortless from any position

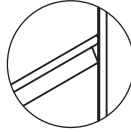


District Handle Pull

- Both Handles are available in Foundation and Mica.



Rectangular Handle Pull



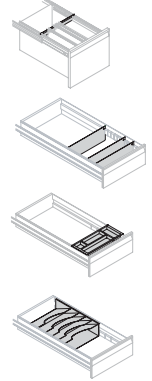
Full Pull

- Available on metal fronts only
- Finished to match drawer front

drawer options

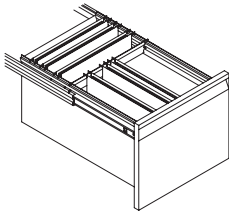
Pedestal Accessories (LPA)

- **Hanging File Bar (LPAS)** permits hanging letter- or legal-size files in the file drawer
- **Drawer Divider (LPAD)** sections the box file into separate compartments
- **Pencil Tray (LPAT)** organizes small work tools in any size drawer
- **Stationary Inserts (LPAK)** divisional inserts for sorting paper. Come in packs of 8 (Depth 18"), 9 (Depth 22") or 12 (Depth 28")
- Stretch Pedestals accommodate **Lateral File Accessories (LFA)**. See Lateral File Basics.

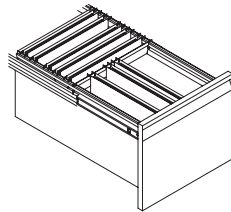


front-to-back arrangement

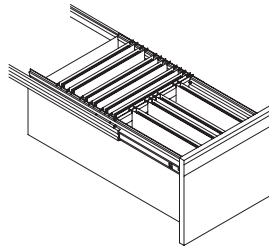
letter



18" Depth



22" Depth

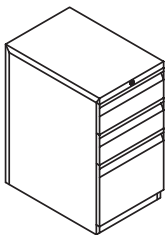


28" Depth

14 1/2"/36 cm	18 1/2"/47 cm	24 1/2"/62 cm
---------------	---------------	---------------

All measurements are in lineal inches and centimeters.

worksurface support options

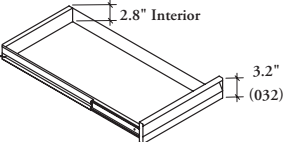
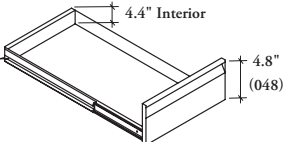
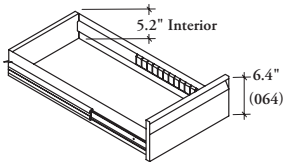
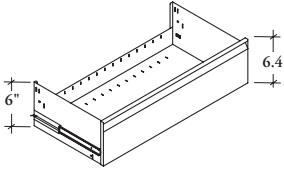
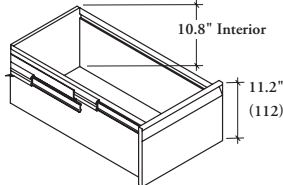
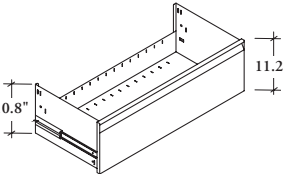
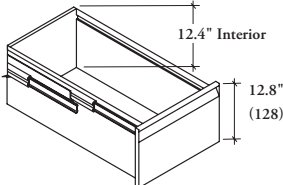
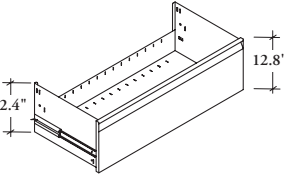
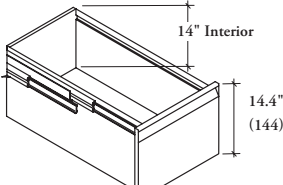
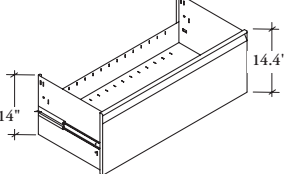


Ledger Pedestal (LPFN) can be used to work as worksurface support. If planned to support the worksurface, Pedestal storage (LPFN) can be specified with or without a counterweights.

pedestal and stretch pedestal drawer heights

The chart below aids in selecting the appropriate Pedestal and Stretch Pedestal drawer for specific applications.

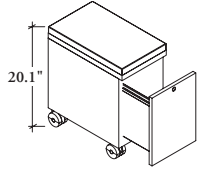
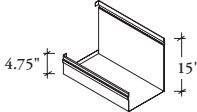
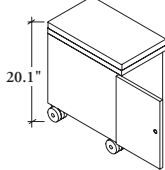
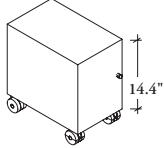
All drawers have a fixed front

module code			drawer type	pedestal shown	stretch pedestal shown	applications
pedestal	stretch pedestal	exterior height				
P		032	Pencil			<ul style="list-style-type: none"> • Writing equipment • Notepads • Paper
S		048	Small Box			<ul style="list-style-type: none"> • Writing equipment • Notepads • Paper
B	B	064	Box			<ul style="list-style-type: none"> • Writing equipment • Notepads • Paper • CDs • DVDs
F	F	112	File			<ul style="list-style-type: none"> • Hanging files • Accommodates letter- and 4-size documents. • Books
L	L	128	Large File			<ul style="list-style-type: none"> • Hanging files • Accommodates letter- and A4-size documents. • Books • Binders
-	Q	144	Extra Large File			<ul style="list-style-type: none"> • Hanging files • Accommodates letter- and A4-size documents. • Books • Binders

cubby drawer heights

The chart below aids in selecting the appropriate cubby drawer for specific applications.

All drawers have a fixed front

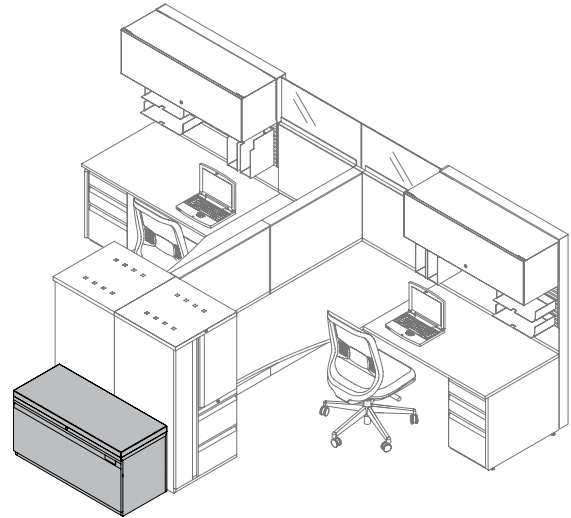
module code		drawer type	exterior height	interior height	applications
LMPC	S				
LMPC	S	Side drawer			<ul style="list-style-type: none"> Personal Storage
LMPC	D	Door			<ul style="list-style-type: none"> Personal Storage

planning with stretch pedestals & the fixed storage top cushions

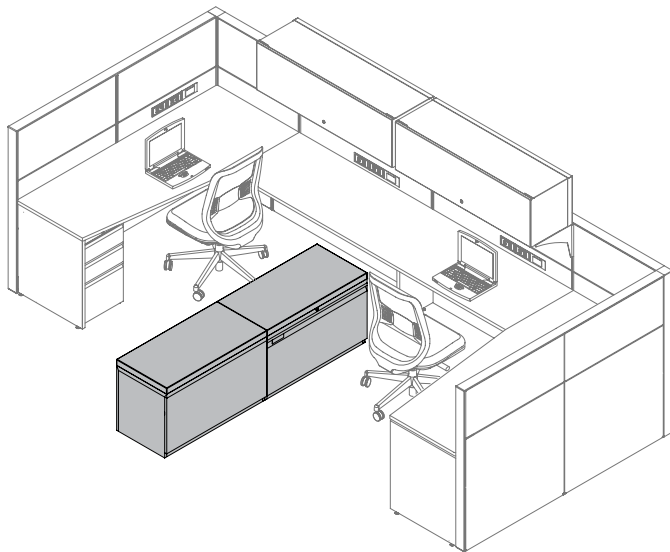
Stretch Pedestals can be used under a worksurface, or can be placed outside of or between workstations for additional storage or seating. The Extra Large File Stretch Pedestal used with the Fixed Storage Top Cushion is ideal for this application.



Outside of District Storage



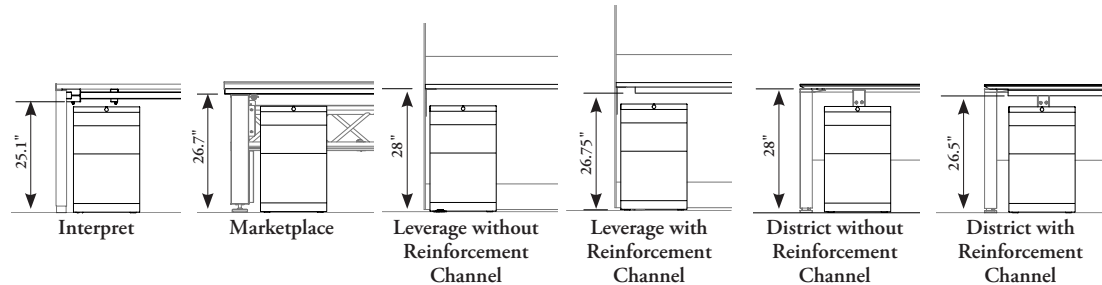
Outside of Leverage Storage










Shared between two Leverage Workspaces

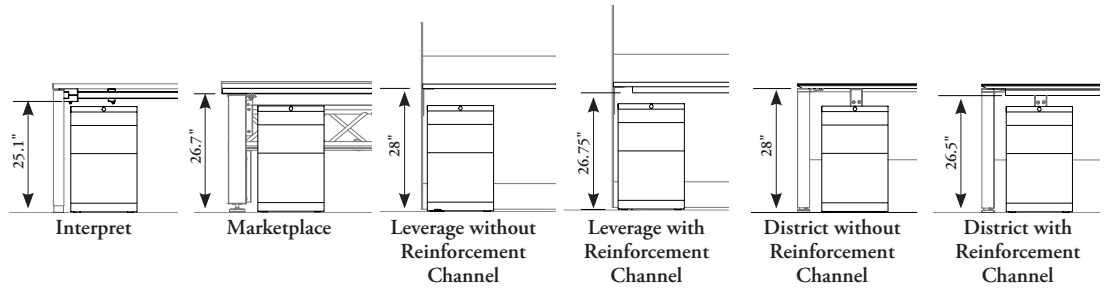
planning with ledger pedestals

When planning with Ledger Pedestals below worksurfaces, careful attention should be given to the overall height of the pedestal. Each of Teknion's Systems and Benching products offers different underworksurface heights and District and Leverage require reinforcement channels after certain widths. Refer to the support section of the District and Leverage application guide for reinforcement channel requirements. The following outlines Ledger Pedestal compatibility with Interpret, Marketplace, Leverage and District.



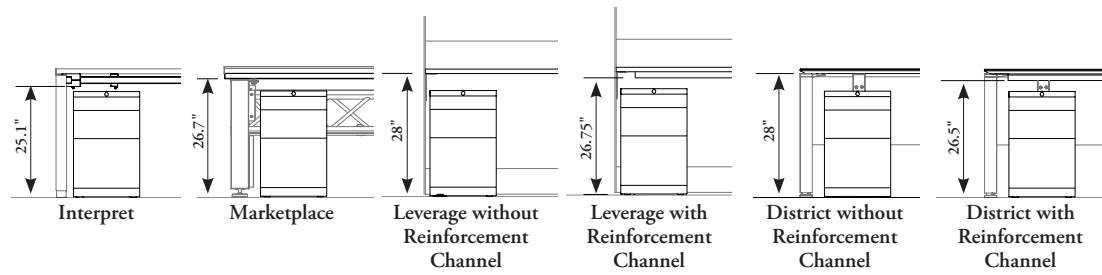
	Interpret	Marketplace	Leverage without Reinforcement Channel	Leverage with Reinforcement Channel	District without Reinforcement Channel	District with Reinforcement Channel
Mobile Pedestal with Cushion (LPCN)  23.1" Small Box File  24.8" Box File  26.3" Pencil Small Box File						
Mobile Pedestal with Seat (LPKN)  23.8" Small Box File  25.4" Box File						
Mobile Personal Cubby (LMPC) with seat cushion  21.5" Door  21.5" Side Drawer						

planning with ledger pedestals (continued)



Mobile Pedestal (LPWN)	Interpret	Marketplace	Leverage without Reinforcement Channel	Leverage with Reinforcement Channel	District without Reinforcement Channel	District with Reinforcement Channel
21.6" Small Box File 						
23.2" Box File 						
24.8" Pencil Small Box File 						
26.4" Small Box Small Box File 						

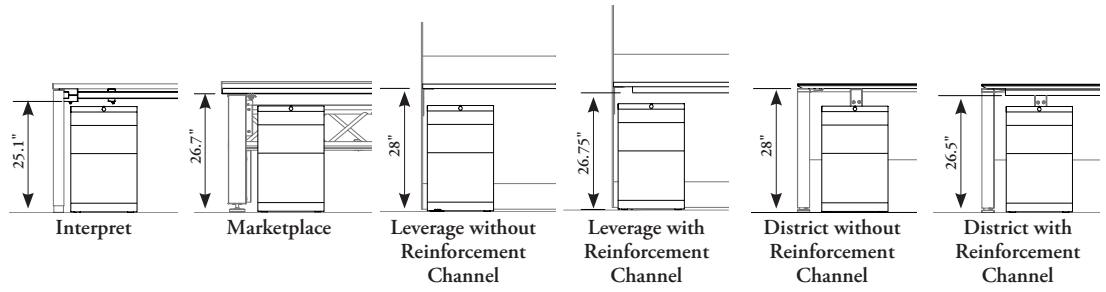
planning with ledger pedestals (continued)



	Interpret	Marketplace	Leverage without Reinforcement Channel	Leverage with Reinforcement Channel	District without Reinforcement Channel	District with Reinforcement Channel
20.8" or 21.3" With Casters Box File						
24" or 24.5" With Casters Small Box File						
24" or 24.5" With Casters Pencil Box File						
25.6" or 26.1" With Casters File						
27.2" or 27.7" With Casters Box File						
27.2" or 27.7" With Casters Large File						

Pedestal (LPFN)

planning with ledger pedestals (continued)



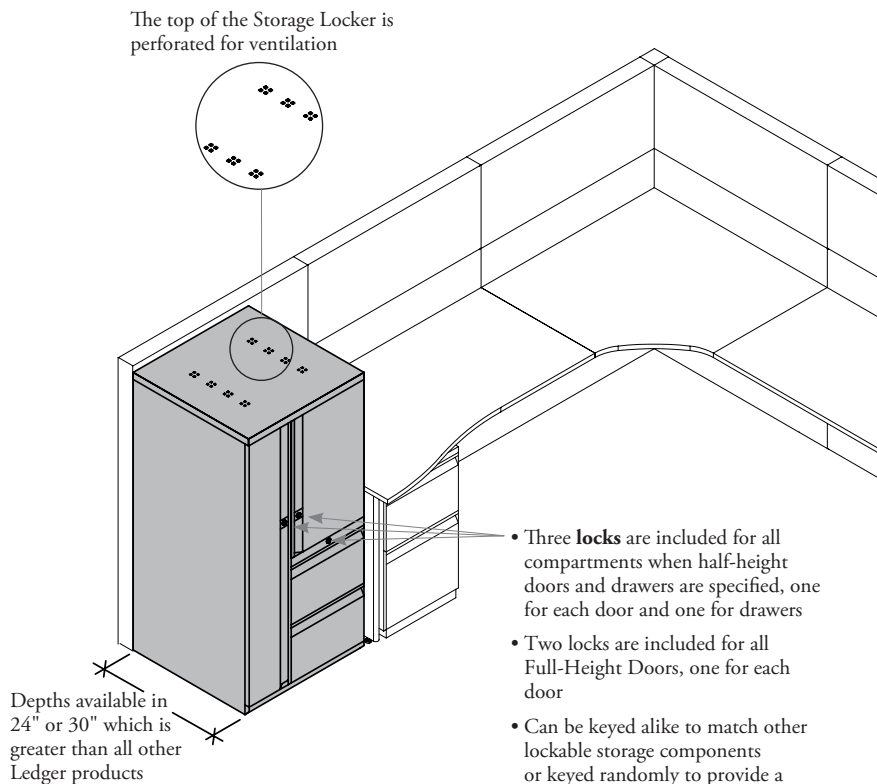
	Interpret	Marketplace	Leverage without Reinforcement Channel	Leverage with Reinforcement Channel	District without Reinforcement Channel	District with Reinforcement Channel
Stretch Pedestal (LPS) 17.6" Extra Large File						
20.8" Box File						
25.6" File File						
27.2" Box Box File						
27.2" Large File File						
Combo Pedestal (LPC) 27.2" Box Box File File						

storage locker basics

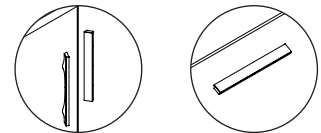
Storage Lockers combine wardrobe, cabinet and storage and come complete with a coat rod and shelf to accommodate personal items.

- Available in a variety of configurations including full-height or half-height doors with drawers as well as lockers with front and side storage
- All drawer heights are based on a 1.6" module
- Cabinet walls are slotted in 1.6" height increments for shelf adjustment

Storage Lockers (LSL)

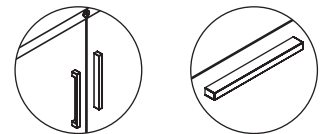


Three **handle styles** are available: District handle pull, rectangular handle pull and a distinctive full pull which makes opening and closing effortless from any position



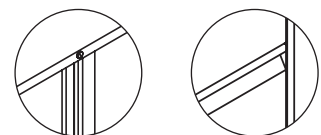
District Handle Pull

- Not available on metal fronts
- Platinum finish



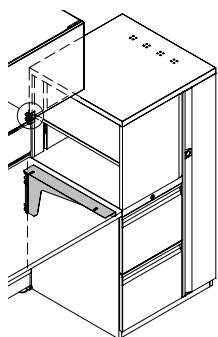
Rectangular Handle Pull

Platinum finish



Full Pull

- Available on metal fronts only
- Finished to match drawer/door front

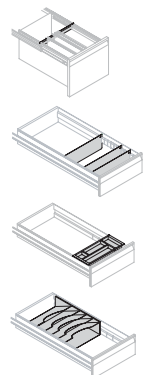


Supporting Locker Bracket (LLB)

used in combination with Ledger Storage Lockers (LSLF, LSLS) provides a support at the end of a run of panel-mounted worksurfaces

Pedestal Accessories (LPA)

- **Hanging File Bar (LPAB)** permits hanging letter- or legal-size files in the file drawer
- **Drawer Divider (LPAS)** sections the box file into separate compartments
- **Pencil Tray (LPAT)** organizes small work tools in any size drawer
- **Stationary Inserts (LPAK)** divisional inserts for sorting paper. Come in packs of 8 (Depth 18"), 9 (Depth 22") or 12 (Depth 28")

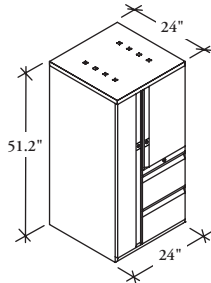


If Hanging File bar, Drawer Divider or Pencil tray is specified, drawer depth **cannot** be changed.

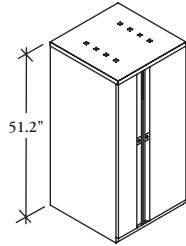
storage locker configurations & lock charts

Ledger Storage Lockers cater to diverse storage requirements. A variety of styles are available.

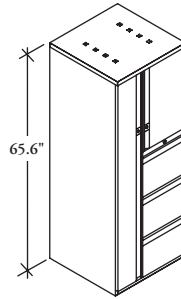
storage locker (LSL)



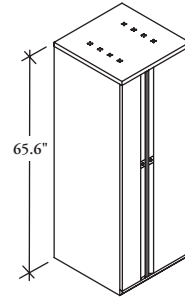
Left Wardrobe
Half Height Door
File, File
3-4 Locks



Left Wardrobe
Full Height Door
File, File
2 Locks

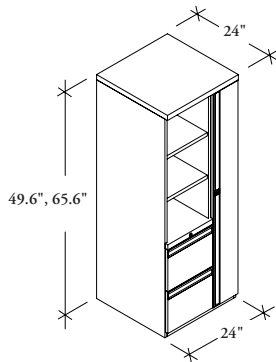


Left Wardrobe
Half Height Door
File, File, File
3-5 Locks

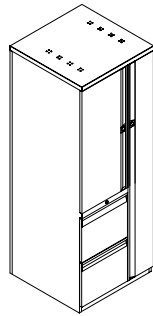


Left Wardrobe
Full Height Door
File, File, File
2 Locks

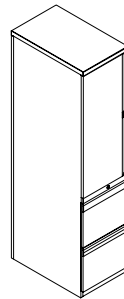
open storage locker – front (LSLF)



File, File – Open Shelf,
Right Wardrobe,
24" Wide
2-3 Locks

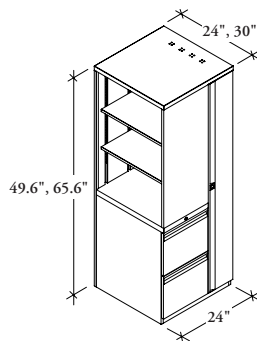


File, File – Metal Door
Right Wardrobe,
24" Wide
3-4 Locks

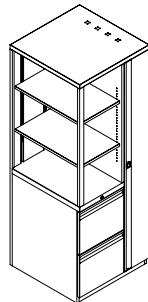


File, File – Metal Door
No Wardrobe,
15" Wide
2-3 Locks

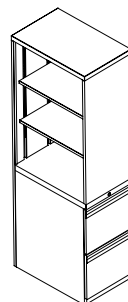
open storage locker – side (LSLS)



File, File,
Right Wardrobe,
Side Open Shelf,
24" Wide
2-3 Locks



File, File,
Right Wardrobe,
Front and Side Open
Shelf, 24" Wide
2-3 Locks



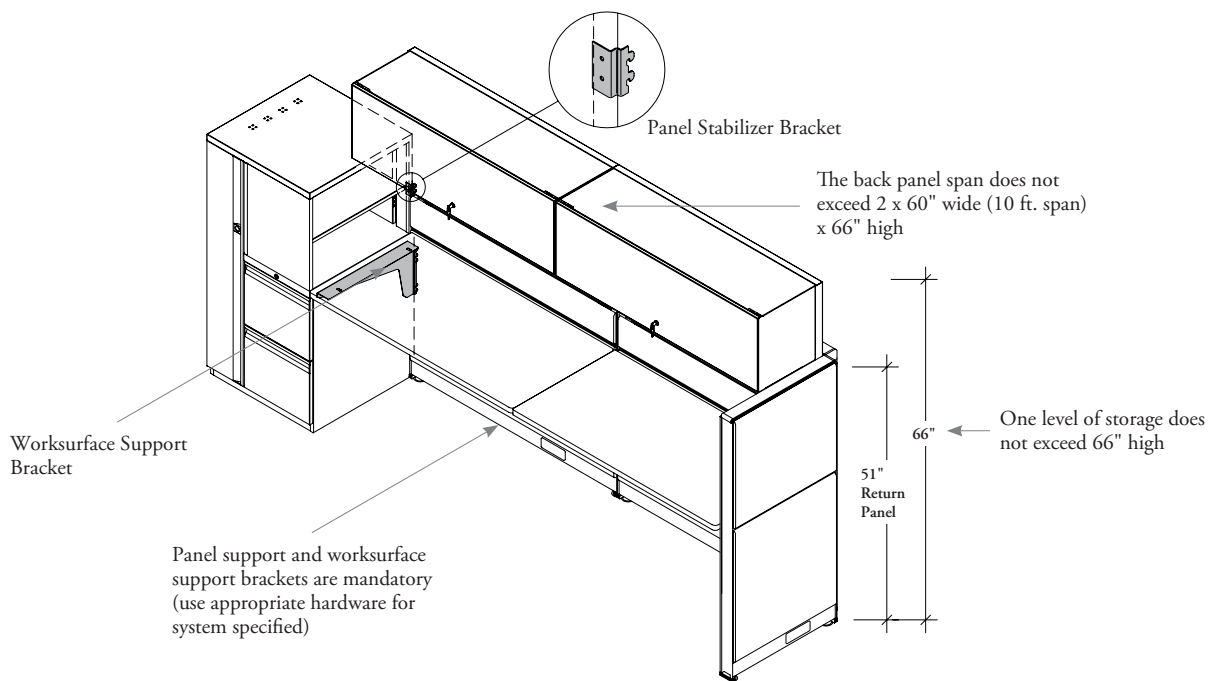
File, File,
Side Open Shelf, Left open
15" Wide
1-2 Locks

planning with storage lockers

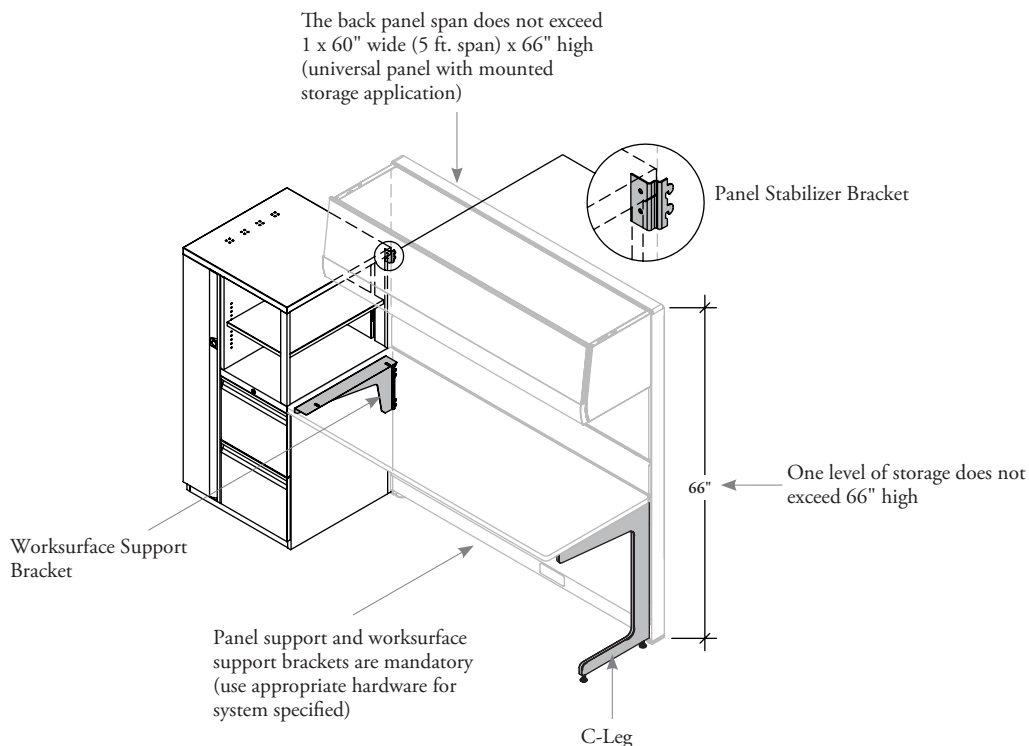
Ledger Storage Lockers can be attached to a worksurface with a supporting Locker Bracket (LLB). The following images outline the restrictions that apply when using this method of support.

The Supporting Locker Bracket (LLB) consists of the worksurface support bracket and the panel stabilizer bracket

supporting locker bracket and return panel



supporting locker bracket and c-leg

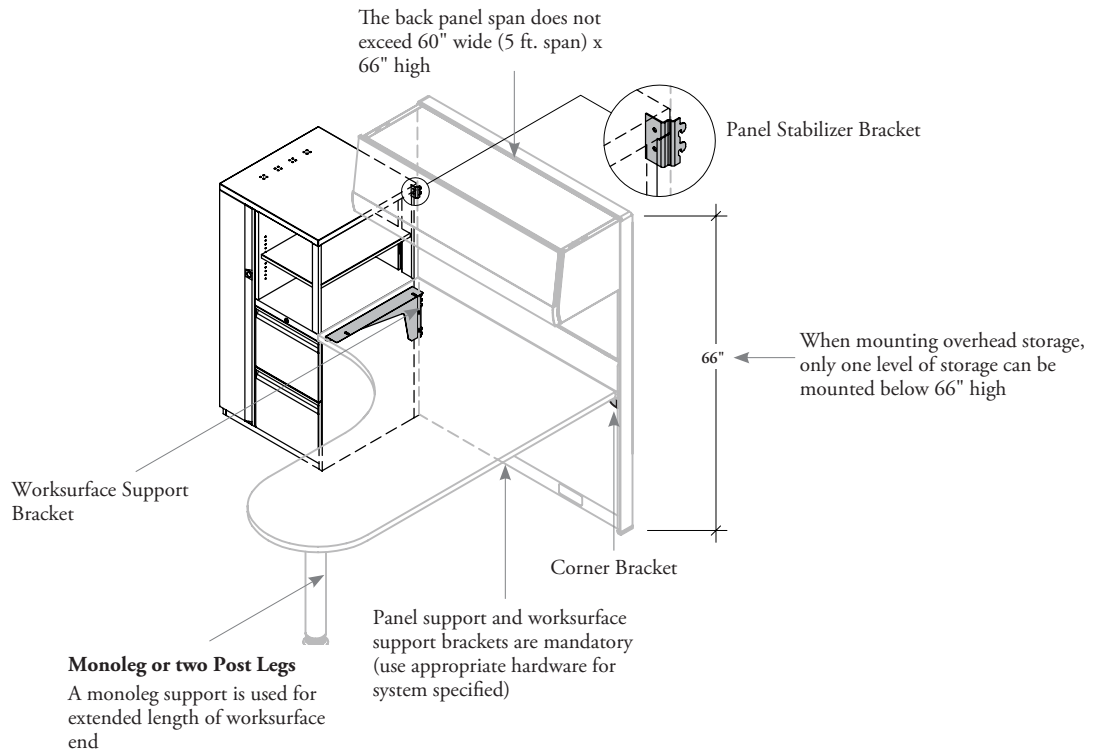


planning with storage lockers (continued)

Ledger Storage Lockers can be attached to a worksurface with a supporting Locker Bracket (LLB). The following images outline the restrictions that apply when using this method of support.

The Supporting Locker Bracket (LLB) consists of the worksurface support bracket and the panel stabilizer bracket

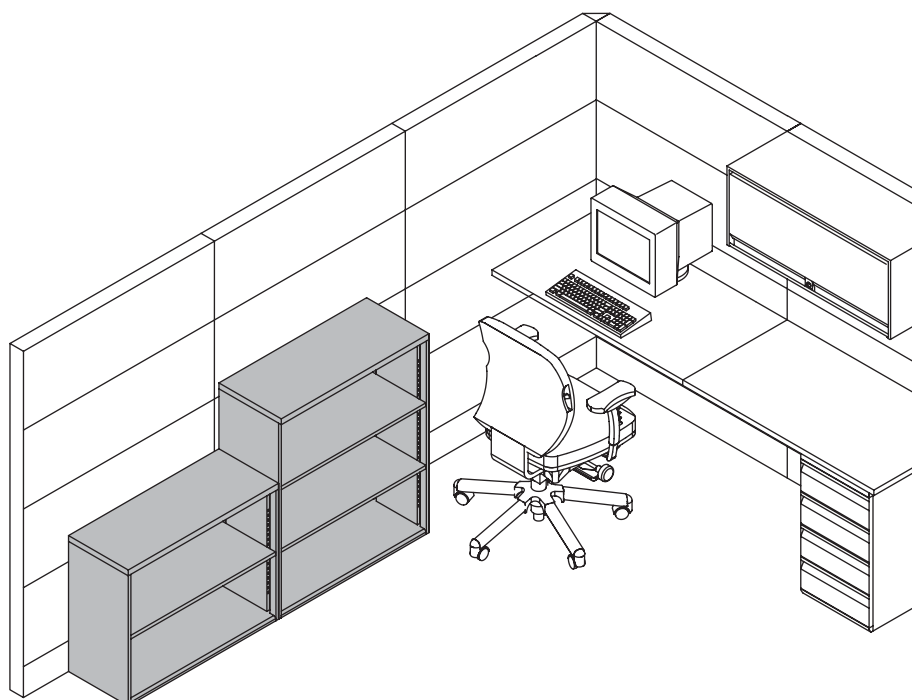
supporting locker bracket and corner return worksurface



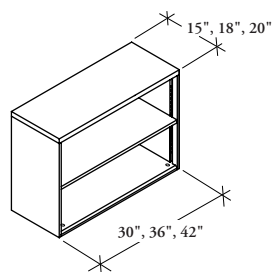
bookshelf basics

The Bookshelf provides easily-accessible binder and book storage within the workstation or general office.

- Five shelf configurations are available: Two-High, Three-High, Four-High, Five-High and Six-High
- Each configuration is available in Letter-Height, Combination-Height and Binder-Heights to match other Ledger storage units
- Shelves are adjustable and can be moved in .8" increments
- Leveler caps are not included. They can be ordered through a special request and are available in Black only.

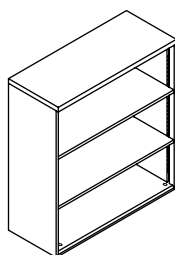


Bookshelf (LBT)



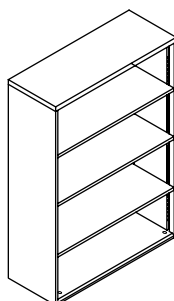
Two-High

Letter-Height: 25.6"
 Combo-Height: 27.2"
 Binder-Height: 28.8"



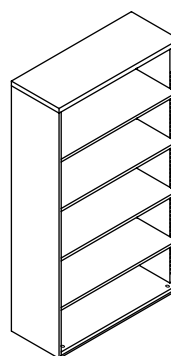
Three-High

Letter-Height: 36.8"
 Combo-Height: 40"
 Binder-Height: 41.6"



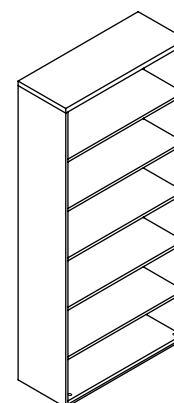
Four-High

Letter-Height: 48"
 Combo-Height: 51.2"
 Binder-Height: 56"



Five-High

Letter-Height: 62.4"
 Combo-Height: 65.6"
 Binder-Height: 72"



Six-High

Letter-Height: 75.2"

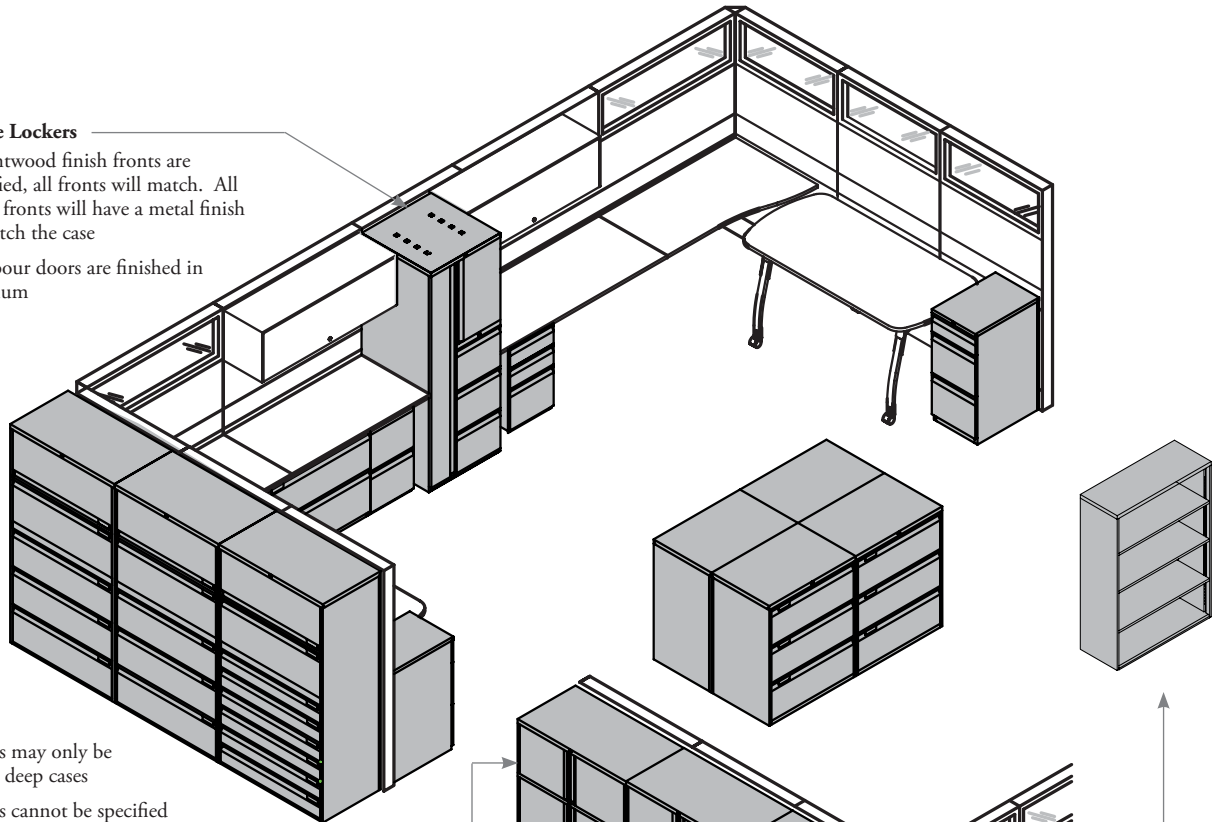
ledger finishes

Ledger storage units are available in a variety of finish colors. Codes must be included in the order.

- Case and metal fronts are available in Satin, Satin Mica, Textured and Textured Mica colors
- Flintwood fronts are available in a selection of Standard and Cathedral Flintwood stains
- Drawer accessories are Grey and casters are Black
- The District and Rectangular handle pulls have a Platinum finish and Full Pull will be finished to match the drawer front
- Mobile Pedestal with Seat is available in Teknion's Standard Seating fabrics and leather, rubber pull is Black

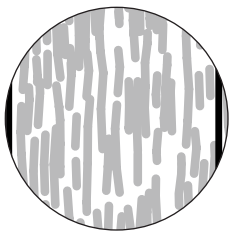
Storage Lockers

- If Flintwood finish fronts are specified, all fronts will match. All metal fronts will have a metal finish to match the case
- Tambour doors are finished in Platinum

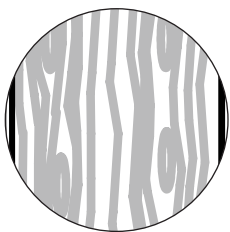


Lateral Files

- Flintwood fronts may only be specified on 18" deep cases
- Flintwood fronts cannot be specified on lateral files with receding fronts



Standard Flintwood



Cathedral Flintwood

Add-On Storage Cabinets

- Flintwood fronts are not available on Add-On Storage Cabinets
- Shelf (Two-High cabinet) will be finished to match the case

Combination Cabinets

- Flintwood fronts are not available on Combination Cabinets
- Shelves will be finished to match the case

Storage and Wardrobe Cabinets

- Flintwood fronts may only be specified on 18" deep cases
- Shelves will be finished to match the case

Bookshelf

Available in a variety of Satin, Satin Mica, Textured and Textured Mica colors