

Measurements, Weights and Volumes

Imperial

Work Chairs	2
Multi-Use Chairs	8
Stacking Chairs	10
Soft Seating	12

Metric

Work Chairs	16
Multi-Use Chairs	22
Stacking Chairs	24
Soft Seating	26



Important:

Please note, the measurements, weights and volumes listed in this section are provided for unpacked product only and are only approximations. Packaging requirements will vary depending on the location to which the product is being shipped, type of product and the amount of product being ordered. For details, please contact your Customer Service Representative.

Work Chairs

Imperial

Please note: dimensions are approximate and subject to change without notice. Linear dimensions are listed in inches unless otherwise specified. Angular dimensions are specified in degrees.

PRODUCT CODE	Overall	Functional	Functional	Seat Height	Back	Back Height	Back	Overall		
	Seat	Seat	Seat	from			Lumbar	Dimensions		
	Depth	Depth	Width	Floor	Width	from Seat	Height	H	W	D
AMICUS										
Synchro-Tilt – Mid-Back (Task & Executive Chair)										
NAMXF1N	18- ³ / ₄	16 – 18- ¹ / ₄	18- ¹ / ₄	16- ¹ / ₂ – 20- ¹ / ₂	17- ¹ / ₂	19- ³ / ₄	6- ¹ / ₂ – 8- ³ / ₄	36	29	29
NAMXF1A	18- ³ / ₄	16 – 18- ¹ / ₄	18- ¹ / ₄	16- ¹ / ₂ – 20- ¹ / ₂	17- ¹ / ₂	19- ³ / ₄	6- ¹ / ₂ – 8- ³ / ₄	36	29	29
NAMXF1P	18- ³ / ₄	16 – 18- ¹ / ₄	18- ¹ / ₄	16- ¹ / ₂ – 20- ¹ / ₂	17- ¹ / ₂	19- ³ / ₄	6- ¹ / ₂ – 8- ³ / ₄	36	29	29
Synchro-Tilt – High-Back (Task & Executive Chair)										
NAMXH1N	18- ³ / ₄	16 – 18- ¹ / ₄	18- ¹ / ₄	16- ¹ / ₂ – 20- ¹ / ₂	17- ¹ / ₂	23- ¹ / ₂	6- ¹ / ₂ – 8- ³ / ₄	41	29	29
NAMXH1A	18- ³ / ₄	16 – 18- ¹ / ₄	18- ¹ / ₄	16- ¹ / ₂ – 20- ¹ / ₂	17- ¹ / ₂	23- ¹ / ₂	6- ¹ / ₂ – 8- ³ / ₄	41	29	29
NAMXH1P	18- ³ / ₄	16 – 18- ¹ / ₄	18- ¹ / ₄	16- ¹ / ₂ – 20- ¹ / ₂	17- ¹ / ₂	23- ¹ / ₂	6- ¹ / ₂ – 8- ³ / ₄	41	29	29
Synchro-Tilt – Mid-Back (General Use Chair)										
NAMZF1N	16- ¹ / ₂	15- ¹ / ₂	18	16- ¹ / ₂ – 20- ¹ / ₂	17- ¹ / ₂	19- ³ / ₄	7- ¹ / ₂	36	29	29
NAMZF1A	16- ¹ / ₂	15- ¹ / ₂	18	16- ¹ / ₂ – 20- ¹ / ₂	17- ¹ / ₂	19- ³ / ₄	7- ¹ / ₂	36	29	29
NAMZF1P	16- ¹ / ₂	15- ¹ / ₂	18	16- ¹ / ₂ – 20- ¹ / ₂	17- ¹ / ₂	19- ³ / ₄	7- ¹ / ₂	36	29	29
Synchro-Tilt – High-Back (General Use Chair)										
NAMZH1N	16- ¹ / ₂	15- ¹ / ₂	18	16- ¹ / ₂ – 20- ¹ / ₂	17- ¹ / ₂	23- ¹ / ₂	7- ¹ / ₂	41	29	29
NAMZH1A	16- ¹ / ₂	15- ¹ / ₂	18	16- ¹ / ₂ – 20- ¹ / ₂	17- ¹ / ₂	23- ¹ / ₂	7- ¹ / ₂	41	29	29
NAMZH1P	16- ¹ / ₂	15- ¹ / ₂	18	16- ¹ / ₂ – 20- ¹ / ₂	17- ¹ / ₂	23- ¹ / ₂	7- ¹ / ₂	41	29	29
Four-Leg (Guest Chair)										
NAMGDFN	18- ¹ / ₄	17- ¹ / ₄	20- ¹ / ₄	17	19	15- ¹ / ₂	9	31	20- ¹ / ₂	22
NAMGDFK	18- ¹ / ₄	17- ¹ / ₄	20- ¹ / ₄	17	19	15- ¹ / ₂	9	31	20- ¹ / ₂	22
Cantilever (Guest Chair)										
NAMGDCN	18- ¹ / ₄	17- ¹ / ₄	20- ¹ / ₄	18	19	15- ¹ / ₂	9	31	20- ¹ / ₂	22
NAMGDCK	18- ¹ / ₄	17- ¹ / ₄	20- ¹ / ₄	18	19	15- ¹ / ₂	9	31	20- ¹ / ₂	22
Four-Leg with Casters (Guest Chair)										
NAMGDGN	18- ¹ / ₄	17- ¹ / ₄	20- ¹ / ₄	17	19	15- ¹ / ₂	9	31	20- ¹ / ₂	22
NAMGDGK	18- ¹ / ₄	17- ¹ / ₄	20- ¹ / ₄	17	19	15- ¹ / ₂	9	31	20- ¹ / ₂	22

Please Note: Above dimensions also apply to Cal 133 chairs.

Work Chairs

Imperial


Please note: dimensions are approximate and subject to change without notice. Linear dimensions are listed in inches unless otherwise specified. Angular dimensions are specified in degrees.

PRODUCT CODE	Width		Arm Height from Floor	Arm Height from Seat	Seat Pan Angle in Degrees	Angle		Footring Width	Footring Height	Knocked Down Cube (ft ³)	Fully Assembled Cube (ft ³)	Weight (lbs.)
	between Arms	between Arms				between Seat & Back	between Seat & Back					
AMICUS												
Synchro-Tilt – Mid-Back (Task & Executive Chair)												
NAMXF1N	n/a	n/a	n/a	n/a	0	96	n/a	n/a	n/a	n/a	15.3 ³ / ₄	46
NAMXF1A	17.1 ¹ / ₂ – 19.3 ³ / ₄	26.3 ³ / ₄	8.3 ³ / ₄	8.3 ³ / ₄	0	96	n/a	n/a	n/a	n/a	15.3 ³ / ₄	46
NAMXF1P	18 – 20.1 ¹ / ₂	23.1 ¹ / ₄ – 26.1 ¹ / ₄	7.1 ¹ / ₄ – 10.1 ¹ / ₄	7.1 ¹ / ₄ – 10.1 ¹ / ₄	0	96	n/a	n/a	n/a	n/a	15.3 ³ / ₄	46
Synchro-Tilt – High-Back (Task & Executive Chair)												
NAMXH1N	n/a	n/a	n/a	n/a	0	96	n/a	n/a	n/a	n/a	20	46
NAMXH1A	17.1 ¹ / ₂ – 19.3 ³ / ₄	26.3 ³ / ₄	8.3 ³ / ₄	8.3 ³ / ₄	0	96	n/a	n/a	n/a	n/a	20	46
NAMXH1P	18 – 20.1 ¹ / ₂	23.1 ¹ / ₄ – 26.1 ¹ / ₄	7.1 ¹ / ₄ – 10.1 ¹ / ₄	7.1 ¹ / ₄ – 10.1 ¹ / ₄	0	96	n/a	n/a	n/a	n/a	20	46
Synchro-Tilt – Low-Back (General Use Chair)												
Synchro-Tilt – Mid-Back (General Use Chair)												
NAMZF1N	n/a	n/a	n/a	n/a	0	98	n/a	n/a	n/a	n/a	15.3 ³ / ₄	46
NAMZF1A	17.1 ¹ / ₂	26.3 ³ / ₄	9.1 ¹ / ₂	9.1 ¹ / ₂	0	98	n/a	n/a	n/a	n/a	15.3 ³ / ₄	46
NAMZF1P	18	24.1 ¹ / ₂	7.1 ¹ / ₄ – 10.1 ¹ / ₄	7.1 ¹ / ₄ – 10.1 ¹ / ₄	0	98	n/a	n/a	n/a	n/a	15.3 ³ / ₄	46
Synchro-Tilt – High-Back (General Use Chair)												
NAMZH1N	n/a	n/a	n/a	n/a	0	98	n/a	n/a	n/a	n/a	20	46
NAMZH1A	17.1 ¹ / ₂	26.3 ³ / ₄	9.1 ¹ / ₂	9.1 ¹ / ₂	0	98	n/a	n/a	n/a	n/a	20	46
NAMZH1P	18	24.1 ¹ / ₂	7.1 ¹ / ₄ – 10.1 ¹ / ₄	7.1 ¹ / ₄ – 10.1 ¹ / ₄	0	98	n/a	n/a	n/a	n/a	20	46
Four-Leg (Guest Chair)												
NAMGDFN	n/a	n/a	n/a	n/a	4	88	n/a	n/a	n/a	n/a	9	20
NAMGDFK	18.1 ¹ / ₂	25.1 ¹ / ₂	8	8	4	88	n/a	n/a	n/a	n/a	9	20
Cantilever (Guest Chair)												
NAMGDCN	n/a	n/a	n/a	n/a	5	97	n/a	n/a	n/a	n/a	9	20
NAMGDCK	18.1 ¹ / ₂	25.3 ³ / ₄	8	8	5	97	n/a	n/a	n/a	n/a	9	20
Four-Leg with Casters (Guest Chair)												
NAMGDGN	n/a	n/a	n/a	n/a	4	88	n/a	n/a	n/a	n/a	9	20
NAMGDGK	18.1 ¹ / ₂	25.1 ¹ / ₂	8	8	4	88	n/a	n/a	n/a	n/a	9	20

Work Chairs

Imperial


Please note: dimensions are approximate and subject to change without notice. Linear dimensions are listed in inches unless otherwise specified. Angular dimensions are specified in degrees.

PRODUCT CODE	Overall	Functional	Functional	Seat Height	Back	Back Height	Back	Overall		
	Seat	Seat	Seat	from			Lumbar	Dimensions		
	Depth	Depth	Width	Floor	Width	from Seat	Height	H	W	D
CONTESSA										
Contessa (Task Chair)										
NCSY	19	16-1/2 - 18-1/2	20	15 - 20	18-1/4	24	7-3/4 - 10	59	27	27
Contessa "Design Collection" (Task Chair)										
NCEY	19	16-1/2 - 18-1/4	20	15 - 20	18-1/4	24	7-3/4 - 10	59	27	27
FITZ										
Synchro-Tilt – Mid-Back (Task Chair)										
NFIXN1W	16-1/2 - 19	16-1/2 - 19	18-1/2	16-1/2 - 20-1/2	18	20-1/2 - 22-3/4	6-3/4 - 9-1/4	39	30	30
NFIXN1Q	16-1/2 - 19	16-1/2 - 19	18-1/2	16-1/2 - 20-1/2	18	20-1/2 - 22-3/4	6-3/4 - 9-1/4	39	30	30
HARRINGTON										
Knee-Tilt – Mid-Back (Executive Chair)										
NHAKF1L	18-3/4	17-3/4	21	18 - 21-3/4	21	22-1/2	9	40	27	29
NHAKF1U	18-3/4	17-3/4	21	18 - 21-3/4	21	22-1/2	9	40	27	29
Knee-Tilt – High-Back (Executive Chair)										
NHAKH1L	18-3/4	17-3/4	21	18 - 21-3/4	21	27	9	45	27	29
NHAKH1U	18-3/4	17-3/4	21	18 - 21-3/4	21	27	9	45	27	29
Swivel-Tilt – Mid-Back (General Use Chair)										
NHAWF1L	18-3/4	17-3/4	21	17 - 22-1/4	21	22-1/2	9	40	27	29
NHAWF1U	18-3/4	17-3/4	21	17 - 22-1/4	21	22-1/2	9	40	27	29
Swivel-Tilt – High-Back (General Use Chair)										
NHAWF1L	18-3/4	17-3/4	21	17 - 22-1/4	21	22-1/2	9	45	27	29
NHAWF1U	18-3/4	17-3/4	21	17 - 22-1/4	21	22-1/2	9	45	27	29
Cantilever – Low-Back (Guest Chair)										
NHAGFCK	18-1/4	17-1/4	21	17-3/4	21	22-1/2	9	35	25	26
MARINI 										
Synchro-Tilt – Mid-Back (Task Chair)										
NMAXNHW	20-1/2	18 - 20	18-1/2	17-3/4 - 21-3/4	19-1/4	24-3/4	10	45	30	30
METRIX										
Synchro-Tilt – Mid-Back (Task Chair)										
NMEYNF1N	16-1/2	16 - 18	19-3/4	15-3/4 - 19-3/4	16	23 - 25	7-3/4 - 9-3/4	49	27	28
NMEYNF1T	16-1/2	16 - 18	19-3/4	15-3/4 - 19-3/4	16	23 - 25	7-3/4 - 9-3/4	49	27	28
NMEYNF1L	16-1/2	16 - 18	19-3/4	15-3/4 - 19-3/4	16	23 - 25	7-3/4 - 9-3/4	49	27	28

Work Chairs

Imperial


Please note: dimensions are approximate and subject to change without notice. Linear dimensions are listed in inches unless otherwise specified. Angular dimensions are specified in degrees.

PRODUCT CODE	Width		Arm Height from Floor	Arm Height from Seat	Seat Pan Angle in Degrees	Angle		Footring Width	Footring Height	Knocked Down Cube (ft ³)	Fully Assembled Cube (ft ³)	Weight (lbs.)
	between Arms					between Seat & Back						
CONTESSA												
Contessa (Task Chair)												
NCSY	18 ¹ / ₄		21 – 31	7 – 11	n/a	96 – 110		n/a	n/a	n/a	23 ¹ / ₂	54
Contessa "Design Collection" (Task Chair)												
NCEY	18 ¹ / ₄		21 – 31	7 – 11	n/a	96 – 110		n/a	n/a	n/a	23 ¹ / ₂	54
FITZ												
Synchro-Tilt – Mid-Back (Task Chair)												
NFIXN1W	17 ¹ / ₂ – 20 ¹ / ₂		n/a	7 – 11	5	96		n/a	n/a	n/a	n/a	19
NFIXN1Q	16 – 21		n/a	8 – 12 ³ / ₄	5	96		n/a	n/a	n/a	n/a	19
HARRINGTON												
Knee-Tilt – Mid-Back (Executive Chair)												
NHAKF1L	22		23 ¹ / ₂ – 28 ¹ / ₂	8 ¹ / ₂	5	97		n/a	n/a	n/a	16	47
NHAKF1U	22		23 ³ / ₄ – 28 ³ / ₄	9	5	97		n/a	n/a	n/a	17	47
Knee-Tilt – High-Back (Executive Chair)												
NHAKH1L	22		23 ¹ / ₂ – 28 ¹ / ₂	8 ¹ / ₂	5	97		n/a	n/a	n/a	18	48
NHAKH1U	22		23 ³ / ₄ – 28 ³ / ₄	9	5	97		n/a	n/a	n/a	19	48
Swivel-Tilt – Mid-Back (General Use Chair)												
NHAWF1L	22		24 ³ / ₄ – 28 ¹ / ₄	8 ¹ / ₂	5	97		n/a	n/a	n/a	15 ³ / ₄	47
NHAWF1U	22		25 ¹ / ₄ – 28 ³ / ₄	9	5	97		n/a	n/a	n/a	16 ³ / ₄	47
Swivel-Tilt – High-Back (General Use Chair)												
NHAWF1L	22		24 ³ / ₄ – 28 ¹ / ₄	8 ¹ / ₂	5	97		n/a	n/a	n/a	15 ³ / ₄	47
NHAWF1U	22		25 ¹ / ₄ – 28 ³ / ₄	9	5	97		n/a	n/a	n/a	16 ³ / ₄	47
Cantilever – Low-Back (Guest Chair)												
NHAGFCK	21 ³ / ₄		25 ¹ / ₂	9	10.3	97		n/a	n/a	n/a	15 ³ / ₄	42
MARINI 												
Synchro-Tilt – Mid-Back (Task Chair)												
NMAXNHW	17 ¹ / ₂ – 21 ¹ / ₂		n/a	7 ³ / ₄ – 12	0	96 – 110		n/a	n/a	n/a	23 ¹ / ₂	51
METRIX												
Synchro-Tilt – Mid-Back (Task Chair)												
NMEYNF1N	n/a		n/a	n/a	10	93 – 112		n/a	n/a	n/a	22	45
NMEYNF1T	17 ¹ / ₄ – 22 ¹ / ₄		22 ¹ / ₂ – 30 ¹ / ₂	6 ¹ / ₂ – 10 ³ / ₄	10	93 – 112		n/a	n/a	n/a	22	45
NMEYNF1L	17 ³ / ₄ – 22 ¹ / ₄		23 – 31	7 ¹ / ₄ – 11 ³ / ₄	1	93 – 112		n/a	n/a	n/a	22	45

Work Chairs

Imperial


Please note: dimensions are approximate and subject to change without notice. Linear dimensions are listed in inches unless otherwise specified. Angular dimensions are specified in degrees.

PRODUCT CODE	Overall	Functional	Functional	Seat Height	Back	Back Height	Back	Overall		
	Seat	Seat	Seat	from			Lumbar	Dimensions		
	Depth	Depth	Width	Floor	Width	from Seat	Height	H	W	D
SAVERA										
Synchro-Tilt – Mid-Back (Task Chair)										
NSAYF1N	20	16-1/2 – 18-1/2	17-3/4	14-3/4 – 18-3/4	17	20	6-1/2 – 9-1/4	31-1/2	28-1/4	26-1/4
NSAYF1W	20	16-1/2 – 18-1/2	17-3/4	14-3/4 – 18-3/4	17	20	6-1/2 – 9-1/4	31-1/2	28-1/4	26-1/4
Synchro-Tilt – High-Back (Task Chair)										
NSAYH1N	20	16-1/2 – 18-1/2	17-3/4	14-3/4 – 18-3/4	17	26	6-1/2 – 9-1/4	35-1/2	28-1/4	26-1/4
NSAYH1W	20	16-1/2 – 18-1/2	17-3/4	14-3/4 – 18-3/4	17	26	6-1/2 – 9-1/4	35-1/2	28-1/4	26-1/4
Swivel-Tilt – Mid-Back (General Use Chair)										
NSAWF1N	20	17	17-3/4	14-3/4 – 18-3/4	17	20	6-1/2 – 9-1/4	31-1/2	28-1/4	26-1/4
NSAWF1W	20	17	17-3/4	14-3/4 – 18-3/4	17	20	6-1/2 – 9-1/4	31-1/2	28-1/4	26-1/4
Swivel-Tilt – High-Back (General Use Chair)										
NSAWH1N	20	17	17-3/4	14-3/4 – 18-3/4	17	26	6-1/2 – 9-1/4	35-1/2	28-1/4	26-1/4
NSAWH1W	20	17	17-3/4	14-3/4 – 18-3/4	17	26	6-1/2 – 9-1/4	35-1/2	28-1/4	26-1/4
Swivel – Stool – Mid-Back (General Use Chair)										
NSADF1N	20	17	17-3/4	19-3/4 – 27	17	26	6-1/2 – 9-1/4	40	28-3/4	26-1/4
NSADF1W	20	17	17-3/4	19-3/4 – 27	17	26	6-1/2 – 9-1/4	40	28-3/4	26-1/4
Integrated Arms (Guest Chair)										
NSAGFKN	20-3/4	18-1/4	17-3/4	18-1/4	18	18-1/4	7	33	24-1/4	21-1/2
NSAGFKU	21-3/4	18-1/2	17-3/4	19	18	17-1/4	7	33	24-1/4	21-1/2
SAVERA XL										
Mid-Back with Standard Seat (Task Chair)										
NSAXF1S	22	22	22	17-3/4 – 21-3/4	21	23	9	40	31-1/2	28-3/4
NSAXF1L	19	19	22	17-3/4 – 21-3/4	21	23	9	40	31-1/2	25-3/4
T-3										
Mid-Back with Standard Seat (Task Chair)										
NXXYF1N	18-1/2	17-1/2	18-1/4	15 – 19-1/2	17	20	8 – 10	38	26	26
NXXYF1Q	18-1/2	17-1/2	18-1/4	15 – 19-1/2	17	20	8 – 10	38	26	26
Swivel Stool – Mid-Back (General Use Chair)										
NXXFF1N	18-1/2	17-1/2	18-1/4	20-1/4 – 27-1/2	17	20	8 – 10	38	26	26
NXXFF1Q	18-1/2	17-1/2	18-1/4	20-1/4 – 27-1/2	17	20	8 – 10	38	26	26
VISIO 										
Synchro-Tilt – Mid-Back (Task Chair)										
NVITNN	16-1/2 – 19	16-1/2 – 19	18-1/2	16-1/2 – 20-1/2	19	23-3/4	6 – 10	41	30	30
NVITNQ	16-1/2 – 19	16-1/2 – 19	18-1/2	16-1/2 – 20-1/2	19	23-3/4	6 – 10	41	30	30
NVITNW	16-1/2 – 19	16-1/2 – 19	18-1/2	16-1/2 – 20-1/2	19	23-3/4	6 – 10	41	30	30

Work Chairs

Imperial


Please note: dimensions are approximate and subject to change without notice. Linear dimensions are listed in inches unless otherwise specified. Angular dimensions are specified in degrees.

PRODUCT CODE	Width		Arm Height from Floor	Arm Height from Seat	Seat Pan Angle in Degrees	Angle		Footring Width	Footring Height	Knocked Down Cube (ft ³)	Fully Assembled Cube (ft ³)	Weight (lbs.)
	between Arms					between Seat & Back						
SAVERA												
Synchro-Tilt – Mid-Back (Task Chair)												
NSAYFN	n/a		n/a	n/a	2	97		n/a	n/a	n/a	15.1/2	37
NSAYFW	17.3/4 – 20.3/4		22.1/2 – 29.3/4	6.3/4 – 10.3/4	2	97		n/a	n/a	n/a	15.1/2	37
Synchro-Tilt – High-Back (Task Chair)												
NSAYHN	n/a		n/a	n/a	2	97		n/a	n/a	n/a	15.1/2	40
NSAYHW	17.3/4 – 20.3/4		22.1/2 – 29.1/2	6.3/4 – 10.3/4	2	97		n/a	n/a	n/a	15.1/2	40
Swivel-Tilt – Mid-Back (General Use Chair)												
NSAWFN	n/a		n/a	n/a	2	97		n/a	n/a	n/a	15.1/2	36
NSAWFW	17.3/4 – 20.3/4		22.1/2 – 29.1/2	6.3/4 – 10.3/4	2	97		n/a	n/a	n/a	15.1/2	36
Swivel-Tilt – High-Back (General Use Chair)												
NSAWHN	n/a		n/a	n/a	2	97		n/a	n/a	n/a	15.1/2	39
NSAWHW	17.3/4 – 20.3/4		22.1/2 – 29.1/2	6.3/4 – 10.3/4	2	97		n/a	n/a	n/a	15.1/2	39
Swivel – Stool – Mid-Back (General Use Chair)												
NSAD	n/a		n/a	n/a	2	97	20	8 – 14		n/a	15.1/2	39
NSAD	17.3/4 – 20.3/4		22.1/2 – 29.1/2	6.3/4 – 10.3/4	2	97	20	8 – 14		n/a	15.1/2	39
Integrated Arms (Guest Chair)												
NSAGFKN	19.1/4		26.1/2	8.3/4	5	97	n/a	n/a		n/a		24
NSAGFKU	19.1/4		26.1/2	7.3/4	5	97	n/a	n/a		n/a		24
SAVERA XL												
Mid-Back with Standard Seat (Task Chair)												
NSAXF1S	n/a		n/a	n/a	0	98	n/a	n/a		8	15.1/2	38
NSAXF1L	18		17	19	0	98	n/a	n/a		8	15.1/2	38
T-3												
Mid-Back with Standard Seat (Task Chair)												
NXXYF1N	n/a		n/a	n/a	0	98	n/a	n/a		8	15.1/2	38
NXXYF1Q	18		17	19	0	98	n/a	n/a		8	15.1/2	38
Swivel Stool – Mid-Back (General Use Chair)												
NXXFF1N	n/a		n/a	n/a	0	98	n/a	n/a		8	15.1/2	38
NXXFF1Q	18		17	19	0	98	n/a	n/a		8	15.1/2	38
VISIO 												
Synchro-Tilt – Mid-Back (Task Chair)												
NVITNN	n/a		n/a	n/a	5	94 – 108	n/a	n/a		n/a	n/a	46
NVITNQ	14 – 20.1/2		n/a	17.1/2 – 12	5	94 – 108	n/a	n/a		n/a	n/a	46
NVITNW	17 – 20		n/a	7 – 11	5	94 – 108	n/a	n/a		n/a	n/a	46



Multi-Use Chairs Imperial

Please note: dimensions are approximate and subject to change without notice. Linear dimensions are listed in inches unless otherwise specified. Angular dimensions are specified in degrees.

PRODUCT CODE	Overall	Functional	Functional	Seat Height	Back	Back Height	Back	Overall		
	Seat	Seat	Seat	from			Lumbar	Dimensions		
	Depth	Depth	Width	Floor	Width	from Seat	Height	H	W	D
AAREA										
LAAR	18	n/a	n/a	18- ³ / ₄	n/a	17- ¹ / ₂	n/a	32	23	21- ¹ / ₂
ABILITY										
Spinner Stool										
NACSPR	15	n/a	15	16	n/a	n/a	n/a	22	22	22
NACSPT	18	n/a	18	16	n/a	n/a	n/a	22	22	22
ANDRIA										
LAND	17- ¹ / ₂	n/a	n/a	18- ¹ / ₂	n/a	15- ¹ / ₂	n/a	23- ¹ / ₂	23	23- ¹ / ₂
ASANA										
LASA	19- ¹ / ₄	n/a	n/a	19	n/a	15	n/a	32- ¹ / ₂	23	23- ¹ / ₂
CERNÉ										
LCRF	19- ¹ / ₂	n/a	n/a	19	n/a	14- ¹ / ₂	n/a	31	24- ¹ / ₂	24
EFFILÉ										
LEFF	17	n/a	n/a	19	n/a	13	n/a	31	24	23
SITARA 										
NSIG	17- ³ / ₄	17- ³ / ₄	18- ¹ / ₂	17- ³ / ₄	19	16- ¹ / ₂	9	32	24	23
SYNAPSE										
NSYN_N	20- ¹ / ₂	20- ¹ / ₂	22	18- ¹ / ₂	21- ¹ / ₂	15- ³ / ₄	n/a	32- ¹ / ₂	23	24
NSYN_I	20- ¹ / ₂	20- ¹ / ₂	20- ¹ / ₂	18- ¹ / ₂	21- ¹ / ₂	15- ³ / ₄	n/a	32- ¹ / ₂	23	24
TAIGA										
NTAGK	15- ³ / ₄	16	15- ³ / ₄	17- ³ / ₄	15- ¹ / ₂	14- ¹ / ₄	n/a	32	24	26


* Four-Leg Stacking Chairs are shipped 2 per box.

** Ganging Connectors are shipped 10 per box.



Multi-Use Chairs Imperial

Please note: dimensions are approximate and subject to change without notice. Linear dimensions are listed in inches unless otherwise specified. Angular dimensions are specified in degrees.

PRODUCT CODE	Width		Arm Height from Floor	Arm Height from Seat	Seat Pan Angle in Degrees	Angle		Footring Width	Footring Height	Knocked Down Cube (ft ³)	Fully Assembled Cube (ft ³)	Weight (lbs.)
	between Arms					between Seat & Back						
AAREA												
LAAR	21- ¹ / ₂		26	7- ¹ / ₂	2	104		n/a	n/a	n/a	11- ¹ / ₂	16
ABILITY												
Spinner Stool												
NACSPR	n/a		n/a	n/a	0	n/a		n/a	n/a	n/a	5.6	15
NACSPT	n/a		n/a	n/a	0	n/a		n/a	n/a	n/a	5.6	15
ANDRIA												
LAND	19- ³ / ₄		25- ¹ / ₄	7	2	102		n/a	n/a	n/a	12- ³ / ₄	18
ASANA												
LASA	502		654	191	3	104		n/a	n/a	n/a	¹ / ₂	9
CERNÉ												
LCRF	19		28	8- ¹ / ₂	3	105		n/a	n/a	n/a	14	22
EFFILÉ												
LEFF	18- ¹ / ₂		26	8	3	100		n/a	n/a	n/a	14	24
SITARA 												
NSIG	19- ³ / ₄		26	9- ¹ / ₄	5	100		n/a	n/a	n/a	n/a	22
SYNAPSE												
NSYN_N	n/a		n/a	n/a	2°	104°		n/a	n/a	3- ¹ / ₂	13- ³ / ₄	19
NSYN_I	20- ¹ / ₂		25	7	2°	104°		n/a	n/a	3- ¹ / ₂	13- ³ / ₄	20
TAIGA												
NTAGK	19- ³ / ₄		26	9- ¹ / ₄	0	102		n/a	n/a	n/a	11- ¹ / ₂	25

* Four-Leg Stacking Chairs are shipped 2 per box.

** Ganging Connectors are shipped 10 per box.

Stacking Chairs Imperial

Please note: dimensions are approximate and subject to change without notice. Linear dimensions are listed in inches unless otherwise specified. Angular dimensions are specified in degrees.

PRODUCT CODE	Overall	Functional	Functional	Seat Height	Back	Back Height	Back	Overall		
	Seat	Seat	Seat	from			Lumbar	Dimensions		
	Depth	Depth	Width	Floor	Width	from Seat	Height	H	W	D
NAMI										
*Stacking Chair										
NNACCN	16- ¹ / ₂	16	17	18	16	14	9	32	23	22
NNACKK	16- ¹ / ₂	16	17	18	16	14	9	32	23	22
Guest Bar Stool										
NNAHCN	16- ¹ / ₂	16	17	30	16	14	9	44	23	22
NNAHCK	16- ¹ / ₂	16	17	30	16	14	9	44	23	22
Ganging Device										
NNAG	n/a	n/a	n/a	n/a	n/a	n/a	n/a	n/a	n/a	n/a
Dolly										
NZOW	n/a	n/a	n/a	n/a	n/a	n/a	n/a	n/a	n/a	n/a
**Bookrack										
NZOB	n/a	n/a	n/a	n/a	n/a	n/a	n/a	n/a	n/a	n/a
Tablet										
NZOT	n/a	n/a	n/a	n/a	n/a	n/a	n/a	n/a	n/a	n/a
VOLUME										
Stacking Chair										
NHDSNN	18	16- ³ / ₄	18	18- ³ / ₄	18	16- ³ / ₄	8- ¹ / ₂	32- ³ / ₄	19- ³ / ₄	21- ¹ / ₂
NHDSNU	18- ¹ / ₄	17	18- ¹ / ₄	19	18	16- ³ / ₄	8- ¹ / ₄	32- ³ / ₄	19- ³ / ₄	21- ¹ / ₂
ZONE										
*Four-Leg Stacking										
NZOCAFN	16- ¹ / ₂	15- ¹ / ₂	17	17- ¹ / ₂	19	14- ¹ / ₂	8	30	23	20
NZOC AFF	16- ¹ / ₂	15- ¹ / ₂	17	17- ¹ / ₂	19	14- ¹ / ₂	8	30	23	20
Bar Stool										
NZOHA FN	16- ¹ / ₂	15- ¹ / ₂	17	27- ¹ / ₂	19	14- ¹ / ₂	8	40	23	20
NZOHA FF	16- ¹ / ₂	15- ¹ / ₂	17	27- ¹ / ₂	19	14- ¹ / ₂	8	40	23	20
Dolly										
NZOW	n/a	n/a	n/a	n/a	n/a	n/a	n/a	n/a	n/a	n/a
Bookrack										
NZOT	n/a	n/a	n/a	n/a	n/a	n/a	n/a	n/a	n/a	n/a
**Ganging Connectors										
NZOGN	n/a	n/a	n/a	n/a	n/a	n/a	n/a	n/a	n/a	n/a
NZOGF	n/a	n/a	n/a	n/a	n/a	n/a	n/a	n/a	n/a	n/a

* Four-Leg Stacking Chairs are shipped 2 per box.

** Ganging Connectors are shipped 10 per box.

Stacking Chairs Imperial

Please note: dimensions are approximate and subject to change without notice. Linear dimensions are listed in inches unless otherwise specified. Angular dimensions are specified in degrees.

PRODUCT CODE	Width		Arm Height from Floor	Arm Height from Seat	Seat Pan Angle in Degrees	Angle		Footring Width	Footring Height	Knocked Down Cube (ft ³)	Fully Assembled Cube (ft ³)	Weight (lbs.)
	between Arms					between Seat & Back						
NAMI												
*Stacking Chair												
NNACCN	n/a		n/a	n/a	n/a	101		n/a	n/a	n/a	10 ^{-1/4}	17
NNACCK	20		25	7	n/a	101		n/a	n/a	n/a	10 ^{-1/4}	18
Guest Bar Stool												
NNACCN	n/a		n/a	n/a	n/a	101		n/a	n/a	n/a	n/a	20
NNACCK	20		36 ^{-3/4}	7	n/a	101		n/a	n/a	n/a	n/a	20
Ganging Device												
NNAG	n/a		n/a	n/a	n/a	n/a		n/a	n/a	n/a	n/a	1
Dolly												
NZOW	n/a		n/a	n/a	n/a	n/a		n/a	n/a	n/a	17 ^{-1/2}	25
**Bookrack												
NZOB	n/a		n/a	n/a	n/a	n/a		n/a	n/a	n/a	2 ^{-3/4}	10
Tablet												
NZOT	n/a		n/a	n/a	n/a	n/a		n/a	n/a	n/a	1/2	2
VOLUME												
Stacking Chair												
NHDSNN	n/a		n/a	n/a	7	94		n/a	n/a	n/a	n/a	15
NHDSNU	n/a		n/a	n/a	7	94		n/a	n/a	n/a	n/a	15
ZONE												
*Four-Leg Stacking												
NZOC A FN	n/a		n/a	n/a	5	97		n/a	n/a	n/a	13 ^{-1/2}	33*
NZOC A FF	20		26	9 ^{-3/4}	5	97		n/a	n/a	n/a	13 ^{-1/2}	33*
Bar Stool												
NZOHA FN	n/a		n/a	n/a	5	97		n/a	n/a	n/a	15 ^{-1/2}	22
NZOHA FF	20		36	9 ^{-3/4}	5	97		n/a	n/a	n/a	15 ^{-1/2}	22
Dolly												
NZOW	n/a		n/a	n/a	n/a	n/a		n/a	n/a	n/a	7	31
Bookrack												
NZOT	n/a		n/a	n/a	n/a	n/a		n/a	n/a	n/a	15 ^{-1/2}	5
**Ganging Connectors												
NZOGN	n/a		n/a	n/a	n/a	n/a		n/a	n/a	n/a	7	1**
NZOGF	n/a		n/a	n/a	n/a	n/a		n/a	n/a	n/a	7	1**

* Four-Leg Stacking Chairs are shipped 2 per box.

** Ganging Connectors are shipped 10 per box.

Soft Seating Imperial

Please note: dimensions are approximate and subject to change without notice. Linear dimensions are listed in inches unless otherwise specified. Angular dimensions are specified in degrees.

PRODUCT CODE	Overall	Functional	Functional	Seat Height	Back	Back Height	Back	Overall		
	Seat	Seat	Seat	from			Lumbar	Dimensions		
	Depth	Depth	Width	from	Width	from Seat	Height	H	W	D
AEGIS										
Lounge Chair										
NAEC	21	21- ¹ / ₂	30	16- ¹ / ₄	30	16- ¹ / ₄	n/a	31	37	31
Lounge Chair with Side Table										
NAED	21	21- ¹ / ₂	30	16- ¹ / ₄	30	16- ¹ / ₄	n/a	31	n/a	31
Bench										
NAEA	30	30	75	16- ¹ / ₂	n/a	n/a	n/a	21	75	30
Bench with Bolster										
NAEB	21	22- ¹ / ₂	75	16- ¹ / ₂	75	13	n/a	27	75	30
ALLIUM										
Lounge Chair										
LALL1	20- ¹ / ₂	n/a	n/a	19	n/a	19	n/a	34- ¹ / ₂	27- ¹ / ₂	28- ¹ / ₂
Two Seater Sofa										
LALL2	20- ¹ / ₂	n/a	n/a	19	n/a	19	n/a	34- ¹ / ₂	54- ¹ / ₂	28- ¹ / ₂
Three Seater Sofa										
LALL3	20- ¹ / ₂	n/a	n/a	19	n/a	19	n/a	34- ¹ / ₂	76- ¹ / ₂	28- ¹ / ₂
BELIZE										
Lounge Chair										
NBEC	21- ¹ / ₂	19- ¹ / ₂	21- ³ / ₄	17- ³ / ₄	21	16- ¹ / ₂	8	35	30	28
FERRARRA										
Lounge Chair										
LFER1	20- ¹ / ₂	n/a	n/a	17- ¹ / ₂	n/a	18	n/a	31	27- ¹ / ₂	32
Two Seater Sofa										
LFER2	20- ¹ / ₂	n/a	n/a	17- ¹ / ₂	n/a	18	n/a	31	50	32
Three Seater Sofa										
LFER3	20- ¹ / ₂	n/a	n/a	17- ¹ / ₂	n/a	18	n/a	31	72	32
FREESIA										
Lounge Chair										
LTRA1	21	n/a	n/a	17- ¹ / ₂	n/a	16	n/a	32- ¹ / ₂	35	32
Two Seater Sofa										
LTRA2	21	n/a	n/a	17- ¹ / ₂	n/a	16	n/a	32- ¹ / ₂	61	32
Three Seater Sofa										
LTRA3	21	n/a	n/a	17- ¹ / ₂	n/a	16	n/a	32- ¹ / ₂	87	32

Soft Seating Imperial

Please note: dimensions are approximate and subject to change without notice. Linear dimensions are listed in inches unless otherwise specified. Angular dimensions are specified in degrees.

PRODUCT CODE	Width		Arm Height from Floor	Arm Height from Seat	Seat Pan Angle in Degrees	Angle		Footring Width	Footring Height	Knocked Down Cube (ft ³)	Fully Assembled Cube (ft ³)	Weight (lbs.)
	between Arms					between Seat & Back						
AEGIS												
Lounge Chair												
NAEC	29 ¹ / ₂		25	10	4	104		n/a	n/a	n/a	25 ¹ / ₄	107
Lounge Chair with Side Table												
NAED	29.5		25	10	4	104		n/a	n/a	n/a	33 ¹ / ₄	120
Bench												
NAEA	n/a		n/a	n/a	1	n/a		n/a	n/a	n/a	39	126
Bench with Bolster												
NAEB	n/a		n/a	n/a	5	107		n/a	n/a	n/a	59	148
ALLIUM												
Lounge Chair												
LALL1	21		26	9	2	100		n/a	n/a	n/a	19	36
Two Seater Sofa												
LALL2	48		26	9	2	100		n/a	n/a	n/a	36	56
Three Seater Sofa												
LALL3	70		26	9	2	100		n/a	n/a	n/a	50	76
BELIZE												
Chair												
NBEC	21 ³ / ₄		25 ³ / ₄	7 ³ / ₄	1	102		n/a	n/a	n/a	20	65
FERRARRA												
Lounge Chair												
LFER1	22 ¹ / ₄		24	7	3	101		n/a	n/a	n/a	19 ¹ / ₂	32
Two Seater Sofa												
LFER2	44 ¹ / ₂		24	7	3	101		n/a	n/a	n/a	33 ³ / ₄	58
Three Seater Sofa												
LFER3	66 ³ / ₄		24	7	3	101		n/a	n/a	n/a	48	84
FREESIA												
Lounge Chair												
LTRA1	25 ¹ / ₂		24	8	5	105		n/a	n/a	n/a	24	86
Two Seater Sofa												
LTRA2	51 ¹ / ₂		24	8	5	105		n/a	n/a	n/a	41	150
Three Seater Sofa												
LTRA3	77 ¹ / ₂		24	8	5	105		n/a	n/a	n/a	58	214

Soft Seating Imperial

Please note: dimensions are approximate and subject to change without notice. Linear dimensions are listed in inches unless otherwise specified. Angular dimensions are specified in degrees.

PRODUCT CODE	Overall	Functional	Functional	Seat Height	Back	Back Height	Back	Overall		
	Seat	Seat	Seat	from			Lumbar	Dimensions		
	Depth	Depth	Width	from	Width	from Seat	Height	H	W	D
HOSTA										
Lounge Chair										
LHOS1	20- ¹ / ₂	n/a	n/a	19	n/a	16	n/a	31- ¹ / ₂	31- ¹ / ₂	29
Two Seater Sofa										
LHOS2	20- ¹ / ₂	n/a	n/a	19	n/a	16	n/a	31- ¹ / ₂	58- ¹ / ₂	29
Three Seater Sofa										
LHOS3	20- ¹ / ₂	n/a	n/a	19	n/a	16	n/a	31- ¹ / ₂	80- ¹ / ₂	29
TUX										
Lounge Chair										
LTUX1	21	n/a	n/a	17- ¹ / ₂	n/a	16	n/a	39	33	33
Two Seater Sofa										
LTUX2	21	n/a	n/a	17- ¹ / ₂	n/a	16	n/a	39	59	33
Three Seater Sofa										
LTUX3	21	n/a	n/a	17- ¹ / ₂	n/a	16	n/a	39	85	33
VASARI										
Lounge Chair										
NVAC	16- ¹ / ₄	15- ¹ / ₄	21	17- ¹ / ₄	26	15- ¹ / ₄	6- ¹ / ₂	33	29	27
Two Seater Sofa										
NVAE	16- ¹ / ₄	15- ¹ / ₄	43- ¹ / ₄	17- ¹ / ₄	48	15- ¹ / ₄	6- ¹ / ₂	33	50	27
Three Seater Sofa										
NVAS	16- ¹ / ₄	15- ¹ / ₄	65- ¹ / ₄	17- ¹ / ₄	70- ¹ / ₄	15- ¹ / ₄	6- ¹ / ₂	33	72	27
Tray										
NVAT	n/a	n/a	n/a	n/a	n/a	n/a	n/a	n/a	n/a	n/a

Soft Seating Imperial

Please note: dimensions are approximate and subject to change without notice. Linear dimensions are listed in inches unless otherwise specified. Angular dimensions are specified in degrees.

PRODUCT CODE	Width		Arm Height from Floor	Arm Height from Seat	Seat Pan Angle in Degrees	Angle		Footring Width	Footring Height	Knocked Down Cube (ft ³)	Fully Assembled Cube (ft ³)	Weight (lbs.)
	between Arms					between Seat & Back						
HOSTA												
Lounge Chair												
LHOS1	21		26	8- ¹ / ₂	3.4	104		n/a	n/a	n/a	20	36
Two Seater Sofa												
LHOS2	48		26	8- ¹ / ₂	3.4	104		n/a	n/a	n/a	36	56
Three Seater Sofa												
LHOS3	70		26	8- ¹ / ₂	3.4	104		n/a	n/a	n/a	49	76
TUX												
Lounge Chair												
LTUX1	25- ¹ / ₂		24	8	5	105		n/a	n/a	n/a	24	85
Two Seater Sofa												
LTUX2	51- ¹ / ₂		24	8	5	105		n/a	n/a	n/a	41	150
Three Seater Sofa												
LTUX3	77- ¹ / ₂		24	8	5	105		n/a	n/a	n/a	58	215
VASARI												
Lounge Chair												
NVAC	21		25	10- ³ / ₄	10	97		n/a	n/a	n/a	12- ¹ / ₂	39
Two Seater Sofa												
NVAE	40- ¹ / ₄		25	10- ³ / ₄	10	97		n/a	n/a	n/a	22- ¹ / ₂	62
Three Seater Sofa												
NVAS	85- ¹ / ₄		25	10- ³ / ₄	10	97		n/a	n/a	n/a	32	130
Tray												
NVAT	n/a		n/a	n/a	n/a	n/a		n/a	n/a	n/a	8- ³ / ₄	22

Work Chairs

Metric

Please note: dimensions are approximate and subject to change without notice. Linear dimensions are listed in millimeters unless otherwise specified. Angular dimensions are specified in degrees.

PRODUCT CODE	Overall	Functional	Functional	Seat Height	Back	Back Height	Back	Overall		
	Seat	Seat	Seat	from			Lumbar	Dimensions		
	Depth	Depth	Width	from	Width	from Seat	Height	H	W	D
AMICUS										
Synchro-Tilt – Mid-Back (Task & Executive Chair)										
NAMXF1N	475	405 – 463	463	420 – 521	445	492	165 – 220	915	736	736
NAMXF1A	475	405 – 463	463	420 – 521	445	492	165 – 220	915	736	736
NAMXF1P	475	405 – 463	463	420 – 521	445	492	165 – 220	915	736	736
Synchro-Tilt – High-Back (Task & Executive Chair)										
NAMXH1N	475	420 – 485	463	420 – 521	445	600	165 – 220	1041	736	736
NAMXH1A	475	420 – 485	463	420 – 521	445	600	165 – 220	1041	736	736
NAMXH1P	475	420 – 485	463	420 – 521	445	600	165 – 220	1041	736	736
Synchro-Tilt – Mid-Back (General Use Chair)										
NAMZF1N	416	391	457	420 – 521	445	500	190	915	736	736
NAMZF1A	416	391	457	420 – 521	445	500	190	915	736	736
NAMZF1P	416	391	457	420 – 521	445	500	190	915	736	736
Synchro-Tilt – High-Back (General Use Chair)										
NAMZH1N	416	391	457	420 – 521	445	600	190	1041	736	736
NAMZH1A	416	391	457	420 – 521	445	600	190	1041	736	736
NAMZH1P	416	391	457	420 – 521	445	600	190	1041	736	736
Four-Leg (Guest Chair)										
NAMGDFN	464	438	514	432	483	394	229	787	736	736
NAMGDFK	464	438	514	432	483	394	229	787	736	736
Cantilever (Guest Chair)										
NAMGDCN	464	438	514	457	483	394	229	787	736	736
NAMGDCK	464	438	514	457	483	394	229	787	736	736
Four-Leg with Casters (Guest Chair)										
NAMGDGN	464	438	514	432	483	394	229	787	736	736
NAMGDGK	464	438	514	432	483	394	229	787	736	736

Work Chairs

Metric


Please note: dimensions are approximate and subject to change without notice. Linear dimensions are listed in millimeters unless otherwise specified. Angular dimensions are specified in degrees.

PRODUCT CODE	Width		Seat Pan Angle in Degrees	Angle between Seat & Back	Footring Width	Footring Height	Knocked Down Cube (m ³)	Fully Assembled Cube (m ³)	Weight (kgs.)	
	between Arms	Arm Height from Floor								Arm Height from Seat
AMICUS										
Synchro-Tilt – Mid-Back (Task & Executive Chair)										
NAMXF1N	n/a	n/a	n/a	0	96	n/a	n/a	n/a	1/2	21
NAMXF1A	447-504	680	220	0	96	n/a	n/a	n/a	1/2	21
NAMXF1P	457-520	592-665	185-258	0	96	n/a	n/a	n/a	1/2	21
Synchro-Tilt – High-Back (Task & Executive Chair)										
NAMXH1N	n/a	n/a	n/a	0	96	n/a	n/a	n/a	3/4	22
NAMXH1A	447-504	680	220	0	96	n/a	n/a	n/a	3/4	22
NAMXH1P	457-520	592-665	185-258	0	96	n/a	n/a	n/a	3/4	22
Synchro-Tilt – Mid-Back (General Use Chair)										
NAMZF1N	n/a	n/a	n/a	0	98	n/a	n/a	n/a	1/2	21
NAMZF1A	447	680	245	0	98	n/a	n/a	n/a	1/2	21
NAMZF1P	460	625	185-258	0	98	n/a	n/a	n/a	1/2	21
Synchro-Tilt – High-Back (General Use Chair)										
NAMZH1N	n/a	n/a	n/a	0	98	n/a	n/a	n/a	1/2	21
NAMZH1A	447	680	245	0	98	n/a	n/a	n/a	1/2	21
NAMZH1P	460	625	185-258	0	98	n/a	n/a	n/a	1/2	21
Four-Leg (Guest Chair)										
NAMGDFN	n/a	n/a	n/a	4	88	n/a	n/a	n/a	1/4	9
NAMGDFK	470	648	203	4	88	n/a	n/a	n/a	1/4	9
Cantilever (Guest Chair)										
NAMGDCN	n/a	n/a	n/a	5	97	n/a	n/a	n/a	1/4	9
NAMGDCK	470	654	203	5	97	n/a	n/a	n/a	1/4	9
Four-Leg with Casters (Guest Chair)										
NAMGDGN	n/a	n/a	n/a	4	88	n/a	n/a	n/a	1/4	9
NAMGDGK	470	648	203	4	88	n/a	n/a	n/a	1/4	9

Work Chairs

Metric


Please note: dimensions are approximate and subject to change without notice. Linear dimensions are listed in millimeters unless otherwise specified. Angular dimensions are specified in degrees.

PRODUCT CODE	Overall	Functional	Functional	Seat Height	Back	Back Height	Back	Overall		
	Seat	Seat	Seat	from			Lumbar	Dimensions		
	Depth	Depth	Width	Floor	Width	from Seat	Height	H	W	D
CONTESSA										
Contessa (Task Chair)										
NCSY	483	418 – 465	510	380 – 511	464	611	197 – 251	1500	686	610
Contessa "Design Collection" (Task Chair)										
NCEY	483	418 – 465	510	380 – 511	464	611	197 – 251	1500	686	610
FITZ										
Synchro-Tilt – Mid-Back (Task Chair)										
NFIXN1W	419 – 483	419 – 483	470	419 – 521	457	521 – 578	171 – 235	991	762	762
NFIXN1Q	419 – 483	419 – 483	470	419 – 521	457	521 – 578	171 – 235	991	762	762
HARRINGTON										
Knee-Tilt – Mid-Back (Executive Chair)										
NHAKF1L	476	451	533	457 – 552	533	572	229	1016	686	737
NHAKF1U	476	451	533	457 – 552	533	572	229	1016	686	737
Knee-Tilt – High-Back (Executive Chair)										
NHAKH1L	476	451	533	457 – 552	533	686	229	1143	686	737
NHAKH1U	476	451	533	457 – 552	533	686	229	1143	686	737
Swivel-Tilt – Mid-Back (General Use Chair)										
NHAWF1L	476	451	533	432 – 565	533	572	229	1016	686	737
NHAWF1U	476	451	533	432 – 565	533	572	229	1016	686	737
Swivel – Mid-Back (General Use Chair)										
NHAWH1L	476	451	533	419 – 552	533	572	229	1143	686	737
NHAWH1U	476	451	533	419 – 552	533	572	229	1143	686	737
Cantilever – Low-Back (Guest Chair)										
NHAGFCK	463	438	533	451	533	572	229	889	635	660
MARINI 										
Synchro-Tilt – Mid-Back (Task Chair)										
NMAXNHW	521	458 – 505	461	448 – 550	488	626	250	1143	762	762
METRIX										
Synchro-Tilt – Mid-Back (Task Chair)										
NMEYNF1N	419	406 – 457	502	400 – 502	406	584 – 635	197 – 248	1245	686	711
NMEYNF1T	419	406 – 457	502	400 – 502	406	584 – 635	197 – 248	1245	686	711
NMEYNF1L	419	406 – 457	502	400 – 502	406	584 – 635	197 – 248	1245	686	711

Work Chairs

Metric


Please note: dimensions are approximate and subject to change without notice. Linear dimensions are listed in millimeters unless otherwise specified. Angular dimensions are specified in degrees.

PRODUCT CODE	Width		Arm Height from Floor	Arm Height from Seat	Seat Pan Angle in Degrees	Angle		Footring Width	Footring Height	Knocked Down Cube (m ³)	Fully Assembled Cube (m ³)	Weight (kgs.)
	between Arms					between Seat & Back						
CONTESSA												
Contessa (Task Chair)												
NCSY	465		556 – 786	176 – 275	n/a	96 – 110		n/a	n/a	n/a	3/4	25
Contessa "Design Collection" (Task Chair)												
NCEY	465		556 – 786	176 – 275	n/a	96 – 110		n/a	n/a	n/a	3/4	25
FITZ												
Synchro-Tilt – Mid-Back (Task Chair)												
NFIXN1W	439 – 511		n/a	190 – 292	5	96		n/a	n/a	n/a	n/a	42
NFIXN1Q	404 – 534		n/a	205 – 324	5	96		n/a	n/a	n/a	n/a	42
HARRINGTON												
Knee-Tilt – Mid-Back (Executive Chair)												
NHAKF1L	559		597 – 724	216	5	97		n/a	n/a	n/a	1/2	21
NHAKF1U	559		603 – 730	229	5	97		n/a	n/a	n/a	1/2	21
Knee-Tilt – High-Back (Executive Chair)												
NHAKH1L	559		597 – 724	216	5	97		n/a	n/a	n/a	1/2	22
NHAKH1U	559		603 – 730	229	5	97		n/a	n/a	n/a	1/2	22
Swivel-Tilt – Mid-Back (General Use Chair)												
NHAWF1L	559		628 – 718	216	5	97		n/a	n/a	n/a	1/2	21
NHAWF1U	559		641 – 730	229	5	97		n/a	n/a	n/a	1/2	21
Swivel – Mid-Back (General Use Chair)												
NHAVF1L	559		584 – 711	216	5	97		n/a	n/a	n/a	1/2	21
NHAVF1U	559		597 – 724	229	5	97		n/a	n/a	n/a	1/2	21
Cantilever – Low-Back (Guest Chair)												
NHAGFCK	552		648	229	10.3	97		n/a	n/a	n/a	1/2	19
MARINI 												
Synchro-Tilt – Mid-Back (Task Chair)												
NMAXNHW	445 – 547		n/a	209 – 305	0	96 – 110		n/a	n/a	n/a	3/4	23
METRIX												
Synchro-Tilt – Mid-Back (Task Chair)												
NMEYNF1N	n/a		n/a	n/a	1	93 – 112		n/a	n/a	n/a	3/4	45
NMEYNF1T	438 – 565		571 – 775	105 – 273	1	93 – 112		n/a	n/a	n/a	3/4	45
NMEYNF1L	451 – 514		584 – 787	184 – 286	1	93 – 112		n/a	n/a	n/a	3/4	45

Work Chairs

Metric


Please note: dimensions are approximate and subject to change without notice. Linear dimensions are listed in millimeters unless otherwise specified. Angular dimensions are specified in degrees.

PRODUCT CODE	Overall	Functional	Functional	Seat Height	Back	Back Height	Back	Overall		
	Seat	Seat	Seat	from			Lumbar	Dimensions		
	Depth	Depth	Width	Floor	Width	from Seat	Height	H	W	D
SAVERA										
Synchro-Tilt – Mid-Back (Task Chair)										
NSAYF1N	508	420 – 471	452	375 – 476	430	510	170 – 240	800	730	667
NSAYF1W	508	420 – 471	452	375 – 476	430	510	170 – 240	800	730	667
Synchro-Tilt – High-Back (Task Chair)										
NSAYH1N	508	420 – 471	452	375 – 476	430	660	170 – 240	902	730	667
NSAYH1W	508	420 – 471	452	375 – 476	430	660	170 – 240	902	730	667
Swivel-Tilt – Mid-Back (General Use Chair)										
NSAWF1N	508	441	452	397 – 510	430	510	170 – 240	800	730	667
NSAWF1W	508	441	452	397 – 510	430	510	170 – 240	800	730	667
Swivel-Tilt – High-Back (General Use Chair)										
NSAWH1N	508	441	452	397 – 510	430	510	170 – 240	902	730	667
NSAWH1W	508	441	452	397 – 510	430	510	170 – 240	902	730	667
Swivel – Stool – Mid-Back (General Use Chair)										
NSADF1N	20	17	452	492 – 683	17	510	170 – 240	1016	730	667
NSADF1W	20	17	452	492 – 683	17	510	170 – 240	1016	730	667
Integrated Arms (Guest Chair)										
NSAGFKN	525	460	450	460	460	464	114	835	615	664
NSAGFKU	514	470	450	484	460	436	835	835	615	664
SAVERA XL										
Mid-Back with Standard Seat (Task Chair)										
NSAXF1S		500	560	450 – 550	532	584	230	1016	800	730
NSAXFIG		425	560	450 – 550	532	584	230	1016	800	755
T-3										
Mid-Back with Standard Seat (Task Chair)										
NXXYF1N	470	443	475	380 – 495	430	510	200 – 259	965	660	660
NXXYF1Q	470	443	475	380 – 495	430	510	200 – 259	965	660	660
Mid-Back with Small Seat (Task Chair)										
NXXYK1N	410	387	453	380 – 495	430	510	200 – 259	965	660	660
NXXYK1Q	410	387	453	380 – 495	430	510	200 – 259	965	660	660
Swivel Stool – Mid-Back (Task Chair)										
NXXFF1N	470	443	475	20- ¹ / ₄ – 27- ¹ / ₂	430	510	200 – 259	1105	660	660
NXXFF1Q	470	443	475	20- ¹ / ₄ – 27- ¹ / ₂	430	510	200 – 259	1105	660	660
VISIO 										
Synchro-Tilt – Mid-Back (Task Chair)										
NVITNN	420 – 481	420 – 481	470	419 – 521	484	603	150 – 250	1041	762	762
NVITNQ	420 – 481	420 – 481	470	419 – 521	484	603	150 – 250	1041	762	762
NVITNW	420 – 481	420 – 481	470	419 – 521	484	603	150 – 250	1041	762	762

Work Chairs


Metric

Please note: dimensions are approximate and subject to change without notice. Linear dimensions are listed in millimeters unless otherwise specified. Angular dimensions are specified in degrees.

PRODUCT CODE	Width		Arm Height from Floor	Arm Height from Seat	Seat Pan Angle in Degrees	Angle		Footring Width	Footring Height	Knocked Down Cube (m ³)	Fully Assembled Cube (m ³)	Weight (kgs.)
	between Arms					between Seat & Back						
SAVERA												
Synchro-Tilt – Mid-Back (Task Chair)												
NSAYFN	n/a		n/a	n/a	2	97		n/a	n/a	n/a	1/2	17
NSAYFW	457 – 527		546 – 749	171 – 273	2	97		n/a	n/a	n/a	1/2	17
Synchro-Tilt – High-Back (Task Chair)												
NSAYHN	n/a		n/a	n/a	2	97		n/a	n/a	n/a	1/2	19
NSAYHW	457 – 527		546 – 749	171 – 273	2	97		n/a	n/a	n/a	1/2	19
Swivel-Tilt – Mid-Back (General Use Chair)												
NSAWFN	n/a		n/a	n/a	2	97		n/a	n/a	n/a	1/2	16
NSAWFW	457 – 527		546 – 794	171 – 273	2	97		n/a	n/a	n/a	1/2	16
Swivel-Tilt – High-Back (General Use Chair)												
NSAWHN	n/a		n/a	n/a	2	97		n/a	n/a	n/a	1/2	18
NSAWHW	457 – 527		546 – 794	171 – 273	2	97		n/a	n/a	n/a	1/2	18
Swivel – Stool – Mid-Back (General Use Chair)												
NSAD	n/a		n/a	n/a	2	100	508	203-1/4 – 356		n/a	3/4	19
NSAD	457 – 527		n/a	171 – 273	2	100	508	203-1/4 – 356		n/a	3/4	19
Integrated Arms (Guest Chair)												
NSAGFKN	490		670	224	5	97	n/a	n/a		n/a	n/a	9
NSAGFKU	490		670	200	5	97	n/a	n/a		n/a	n/a	9
SAVERA XL												
Mid-Back with Standard Seat (Task Chair)												
NSAXF1S	518		n/a	167 – 264	1	95	n/a	n/a		n/a	n/a	29
NSAXF1G	583		n/a	167 – 264	1	95	n/a	n/a		1/4	1/2	29
T-3												
Mid-Back with Standard Seat (Task Chair)												
NXXYF1N	n/a		n/a	n/a	0	98	n/a	n/a		1/4	1/2	17
NXXYF1Q	458		540 - 762	185 – 285	0	98	n/a	n/a		1/4	1/2	17
Mid-Back with Small Seat (Task Chair)												
NXXYK1N	n/a		n/a	n/a	0	98	n/a	n/a		1/4	1/2	17
NXXYK1Q	458		540 - 762	185 – 285	0	98	n/a	n/a		1/4	1/2	17
Swivel Stool – Mid-Back (Task Chair)												
NXXFF1N	n/a		n/a	n/a	0	98	n/a	n/a		1/4	3/4	18
NXXFF1Q	458		n/a	185 – 285	0	98	n/a	n/a		1/4	3/4	18
VISIO 												
Synchro-Tilt – Mid-Back (Task Chair)												
NVITNN	n/a		n/a	n/a	5	94 – 108	n/a	n/a		n/a	n/a	46
NVITNQ	404 – 534		n/a	n/a	5	94 – 108	n/a	n/a		n/a	n/a	46
NVITNW	404 – 534		n/a	n/a	5	94 – 108	n/a	n/a		n/a	n/a	46

Multi-Use Chairs Metric

Please note: dimensions are approximate and subject to change without notice. Linear dimensions are listed in millimeters unless otherwise specified. Angular dimensions are specified in degrees.


PRODUCT CODE	Overall	Functional	Functional	Seat Height	Back	Back Height	Back	Overall		
	Seat	Seat	Seat	from			Lumbar	Dimensions		
	Depth	Depth	Width	from	Width	from Seat	Height	H	W	D
AAREA										
LAAR	457	n/a	n/a	476	n/a	445	n/a	813	584	546
ABILITY										
Spinner Stool										
NACSPR	381	n/a	381	406	n/a	n/a	n/a	559	559	559
NACSPT	457	n/a	457	406	n/a	n/a	n/a	559	559	559
ANDRIA										
LAND	445	n/a	n/a	470	n/a	394	n/a	864	584	724
ASANA										
LASA	489	n/a	n/a	483	n/a	381	n/a	864	584	724
CERNÉ										
LCRF	495	n/a	n/a	483	n/a	368	n/a	787	622	610
EFFILÉ										
LEFF	432	n/a	n/a	483	n/a	330	n/a	787	610	584
SITARA 										
NSIG	447	447	474	450	452	415	230	813	610	584
SYNAPSE										
NSYN_N	521	521	559	470	546	400	n/a	826	584	610
NSYN_I	521	521	521	470	546	400	n/a	826	584	610
TAIGA										
NTAGK	400	410	400	450	390	360	n/a	813	610	533

* Four-Leg Stacking Chairs are shipped 2 per box.

** Ganging Connectors are shipped 10 per box.

Multi-Use Chairs Metric

Please note: dimensions are approximate and subject to change without notice. Linear dimensions are listed in millimeters unless otherwise specified. Angular dimensions are specified in degrees.

PRODUCT CODE	Width		Arm Height from Floor	Arm Height from Seat	Seat Pan Angle in Degrees	Angle		Footring Width	Footring Height	Knocked Down Cube (m ³)	Fully Assembled Cube (m ³)	Weight (kgs.)
	between Arms					between Seat & Back						
AAREA												
LAAR	546		660	191	1.7	104		n/a	n/a	n/a	1/2	7
ABILITY												
Spinner Stool												
NACSPR	n/a		n/a	n/a	0	n/a		n/a	n/a	n/a	1/2	7
NACSPT	n/a		n/a	n/a	0	n/a		n/a	n/a	n/a	1/2	7
ANDRIA												
LAND	489		641	178	2	102		n/a	n/a	n/a	1/2	8
ASANA												
LASA	502		654	191	3	104		n/a	n/a	n/a	1/2	9
CERNÉ												
LCRF	483		711	216	3	105		n/a	n/a	n/a	1/2	10
EFFILÉ												
LEFF	470		660	203	3	100		n/a	n/a	n/a	1/2	11
SITARA 												
NSIG	n/a		660	234	5	100		n/a	n/a	n/a	n/a	22
SYNAPSE												
NSYN_N	n/a		n/a	n/a	2°	104°		n/a	n/a	1/4	1/2	9
NSYN_I	521		635	178	2°	104°		n/a	n/a	1/4	1/2	9
TAIGA												
NTAGK	500		660	235	0	102		n/a	n/a	n/a	1/2	11

* Four-Leg Stacking Chairs are shipped 2 per box.

** Ganging Connectors are shipped 10 per box.

Stacking Chairs

Metric

Please note: dimensions are approximate and subject to change without notice. Linear dimensions are listed in millimeters unless otherwise specified. Angular dimensions are specified in degrees.

PRODUCT CODE	Overall	Functional	Functional	Seat Height	Back	Back Height	Back	Overall		
	Seat	Seat	Seat	from			Lumbar	Dimensions		
	Depth	Depth	Width	Floor	Width	from Seat	Height	H	W	D
NAMI										
*Stacking Chair										
NNACCN	420	410	431	457	406	355	225	813	584	559
NNACKK	420	410	431	457	406	355	225	813	584	559
Guest Bar Stool										
NNAHCN	420	410	431	762	406	355	225	933	584	533
NNAHCK	420	410	431	762	406	355	225	933	584	533
Ganging Device										
NNAG	n/a	n/a	n/a	n/a	n/a	n/a	n/a	n/a	n/a	n/a
Dolly										
NZOW	n/a	n/a	n/a	n/a	n/a	n/a	n/a	n/a	n/a	n/a
**Bookrack										
NZOT	n/a	n/a	n/a	n/a	n/a	n/a	n/a	n/a	n/a	n/a
Tablet										
NZOT	n/a	n/a	n/a	n/a	n/a	n/a	n/a	n/a	n/a	n/a
VOLUME										
Stacking Chair										
NHDSNN	457	425	460	475	460	425	216	830	500	545
NHDSNU	465	430	465	480	460	420	210	830	500	545
ZONE										
*Four-Leg Stacking										
NZOCAFN	419	394	432	445	483	368	191	762	584	508
NZOCAFF	419	394	432	445	483	368	203	762	584	508
Bar Guest Stool										
NZOHA FN	419	394	432	699	483	368	203	1016	584	508
NZOHA FF	419	394	432	699	483	368	203	1016	584	508
Dolly										
NZOW	n/a	n/a	n/a	n/a	n/a	n/a	n/a	n/a	n/a	n/a
Bookrack										
NZOT	n/a	n/a	n/a	n/a	n/a	n/a	n/a	n/a	n/a	n/a
**Ganging Connectors										
NZOGN	n/a	n/a	n/a	n/a	n/a	n/a	n/a	n/a	n/a	n/a
NZOGF	n/a	n/a	n/a	n/a	n/a	n/a	n/a	n/a	n/a	n/a

* Four-Leg Stacking Chairs are shipped 2 per box.

** Ganging Connectors are shipped 10 per box.

Stacking Chairs Metric

Please note: dimensions are approximate and subject to change without notice. Linear dimensions are listed in millimeters unless otherwise specified. Angular dimensions are specified in degrees.

PRODUCT CODE	Width		Arm Height from Floor	Arm Height from Seat	Seat Pan Angle in Degrees	Angle		Footring Width	Footring Height	Knocked Down Cube (m ³)	Fully Assembled Cube (m ³)	Weight (kgs.)
	between Arms					between Seat & Back						
NAMI												
*Stacking Chair												
NNACCN	508		1130	673	n/a	102		n/a	n/a	n/a	1/4	8
NNACKK	508		1130	673	n/a	102		n/a	n/a	n/a	1/4	8
Guest Bar Stool												
NNAHCN	508		813	673	n/a	101		n/a	n/a	n/a	1/4	9
NNAHCK	508		813	673	n/a	101		n/a	n/a	n/a	1/4	9
Ganging Device												
NNAG	n/a		n/a	n/a	n/a	n/a		n/a	n/a	n/a	n/a	1
Dolly												
NZOW	n/a		n/a	n/a	n/a	n/a		n/a	n/a	n/a	1/4	11
**Bookrack												
NZOT	n/a		n/a	n/a	n/a	n/a		n/a	n/a	n/a	1/2	5
Tablet												
NZOT	n/a		n/a	n/a	n/a	n/a		n/a	n/a	n/a	1/2	1
VOLUME												
Stacking Chair												
NHDSNN	n/a		n/a	n/a	7	94		n/a	n/a	n/a	n/a	7
NHDSNU	n/a		n/a	n/a	7	94		n/a	n/a	n/a	n/a	7
ZONE												
*Four-Leg Stacking												
NZOCAFN	n/a		n/a	n/a	5	97		n/a	n/a	n/a	1/2	15*
NZOCAFF	508		660	248	5	97		n/a	n/a	n/a	1/2	15*
Bar Guest Stool												
NZOHA FN	n/a		n/a	n/a	5	97		n/a	n/a	n/a	1/2	10
NZOHA FF	508		914	248	5	97		n/a	n/a	n/a	1/2	10
Dolly												
NZOW	n/a		n/a	n/a	n/a	n/a		n/a	n/a	n/a	1/4	14
Bookrack												
NZOT	n/a		n/a	n/a	n/a	n/a		n/a	n/a	n/a	1/2	2
**Ganging Connectors												
NZOGN	n/a		n/a	n/a	n/a	n/a		n/a	n/a	n/a	1/4	2**
NZOGF	n/a		n/a	n/a	n/a	n/a		n/a	n/a	n/a	1/4	2**

* Four-Leg Stacking Chairs are shipped 2 per box.

** Ganging Connectors are shipped 10 per box.

Soft Seating Metric

Please note: dimensions are approximate and subject to change without notice. Linear dimensions are listed in millimeters unless otherwise specified. Angular dimensions are specified in degrees.

PRODUCT CODE	Overall	Functional	Functional	Seat Height	Back	Back Height	Back	Overall		
	Seat	Seat	Seat	from			Lumbar	Dimensions		
	Depth	Depth	Width	from	Width	from Seat	Height	H	W	D
AEGIS										
Lounge Chair										
NAEC	535	545	760	412	760	415	n/a	813	584	546
Lounge Chair with Side Table										
NAED	535	545	760	412	760	415	n/a	787	940	787
Bench										
NAEA	760	760	1900	418	n/a	n/a	n/a	787	n/a	787
Bench with Bolster										
NAEB	535	575	1900	418	1900	330	n/a	686	905	762
ALLIUM										
Lounge Chair										
LALL1	521	n/a	n/a	483	n/a	483	n/a	876	699	724
Two Seater Sofa										
LALL2	521	n/a	n/a	483	n/a	483	n/a	876	384	724
Three Seater Sofa										
LALL3	521	n/a	n/a	483	n/a	483	n/a	876	943	724
BELIZE										
Lounge Chair										
NBEC	546	495	552	450	533	419	203	889	768	711
FERRARRA										
Lounge Chair										
LFER1	521	n/a	n/a	445	n/a	457	n/a	787	698	813
Two Seater Sofa										
LFER2	521	n/a	n/a	445	n/a	457	n/a	787	1279	813
Three Seater Sofa										
LFER3	521	n/a	n/a	445	n/a	457	n/a	787	1829	813
FRESIA										
Lounge Chair										
LTRA1	533	n/a	n/a	445	n/a	406	n/a	826	889	813
Two Seater Sofa										
LTRA2	533	n/a	n/a	445	n/a	406	n/a	826	1550	813
Three Seater Sofa										
LTRA3	533	n/a	n/a	445	n/a	406	n/a	826	2210	813

Soft Seating Metric

Please note: dimensions are approximate and subject to change without notice. Linear dimensions are listed in millimeters unless otherwise specified. Angular dimensions are specified in degrees.

PRODUCT CODE	Width		Arm Height from Floor	Arm Height from Seat	Seat Pan Angle in Degrees	Angle		Footring Width	Footring Height	Knocked Down Cube (m ³)	Fully Assembled Cube (m ³)	Weight (kgs.)
	between Arms					between Seat & Back						
AEGIS												
Lounge Chair												
NAEC	750		635	250	4	104°		n/a	n/a	n/a	3/4	49
Lounge Chair with Side Table												
NAED	750		635	250	4	104°		n/a	n/a	n/a	1	55
Bench												
NAEA	n/a		n/a	n/a	4	n/a		n/a	n/a	n/a	1-1/4	57
Bench with Bolster												
NAEB	n/a		n/a	n/a	5	107°		n/a	n/a	n/a	1-1/2	67
ALLIUM												
Lounge Chair												
LALL1	533		660	229	2	100		n/a	n/a	n/a	3/4	16
Two Seater Sofa												
LALL2	1219		660	229	2	100		n/a	n/a	n/a	1-1/4	25
Three Seater Sofa												
LALL3	1778		660	229	2	100		n/a	n/a	n/a	1-1/2	35
BELIZE												
Lounge Chair												
NBEC	552		654	197	1	102		n/a	n/a	n/a	3/4	30
FERRARRA												
Lounge Chair												
LFER1	565		610	178	3	101		n/a	n/a	n/a	3/4	15
Two Seater Sofa												
LFER2	1130		610	178	3	101		n/a	n/a	n/a	1	26
Three Seater Sofa												
LFER3	1695		610	178	3	101		n/a	n/a	n/a	1-1/2	38
FREESIA												
Lounge Chair												
LTRA1	648		610	203	5	105		n/a	n/a	n/a	3/4	39
Two Seater Sofa												
LTRA2	1308		610	203	5	105		n/a	n/a	n/a	1-1/4	68
Three Seater Sofa												
LTRA3	1969		610	203	5	105		n/a	n/a	n/a	1-3/4	97

Soft Seating Metric

Please note: dimensions are approximate and subject to change without notice. Linear dimensions are listed in millimeters unless otherwise specified. Angular dimensions are specified in degrees.

PRODUCT CODE	Overall	Functional	Functional	Seat Height	Back	Back Height	Back	Overall		
	Seat	Seat	Seat	from			Lumbar	Dimensions	H	W
	Depth	Depth	Width	Floor	Width	from Seat	Height			
HOSTA										
Lounge Chair										
LH0S1	521	n/a	n/a	483	n/a	406	n/a	800	800	737
Two Seater Sofa										
LH0S2	521	n/a	n/a	483	n/a	406	n/a	800	1486	737
Three Seater Sofa										
LH0S3	521	n/a	n/a	483	n/a	406	n/a	800	2045	737
TUX										
Lounge Chair										
LTUX1	533	n/a	n/a	445	n/a	406	n/a	991	838	838
Two Seater Sofa										
LTUX2	533	n/a	n/a	445	n/a	406	n/a	991	1500	838
Three Seater Sofa										
LTUX3	533	n/a	n/a	445	n/a	406	n/a	991	2159	838
VASARI										
Lounge Chair										
NVAC	413	387	533	438	660	387	165	838	737	686
Two Seater Sofa										
NVAE	413	387	1099	438	1219	387	165	838	1270	686
Three Seater Sofa										
NVAS	413	387	1657	438	1784	387	165	838	1829	686
Tray										
NVAT	n/a	n/a	n/a	n/a	n/a	n/a	n/a	n/a	n/a	n/a

Soft Seating Metric

Please note: dimensions are approximate and subject to change without notice. Linear dimensions are listed in millimeters unless otherwise specified. Angular dimensions are specified in degrees.

PRODUCT CODE	Width		Arm Height from Floor	Arm Height from Seat	Seat Pan Angle in Degrees	Angle		Footring Width	Footring Height	Knocked Down Cube (m ³)	Fully Assembled Cube (m ³)	Weight (kgs.)
	between Arms					between Seat & Back						
HOSTA												
Lounge Chair												
LHOS1	533		660	216	3	104		n/a	n/a	n/a	3/4	16
Two Seater Sofa												
LHOS2	1219		660	216	3	104		n/a	n/a	n/a	1/4	25
Three Seater Sofa												
LHOS3	1778		660	216	3	104		n/a	n/a	n/a	1-1/2	35
TUX												
Lounge Chair												
LTUX1	648		610	203	5	105		n/a	n/a	n/a	3/4	39
Two Seater Sofa												
LTUX2	1308		610	203	5	105		n/a	n/a	n/a	1-1/4	68
Three Seater Sofa												
LTUX3	1969		610	203	5	105		n/a	n/a	n/a	1-3/4	98
VASARI												
Lounge Chair												
NVAC	533		635	273	10	97		n/a	n/a	n/a	1/2	18
Two Seater Sofa												
NVAE	1022		635	273	10	97		n/a	n/a	n/a	3/4	28
Three Seater Sofa												
NVAS	2165		635	273	10	97		n/a	n/a	n/a	1	59
Tray												
NVAT	n/a		n/a	n/a	n/a	n/a		n/a	n/a	n/a	1/4	10