




international electrics

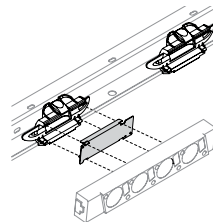
INTERNATIONAL ELECTRICS BASICS 198

international electrics basics

Expansion Desking utilizes standard International Electric components, as well as Expansion Desking – specific components.

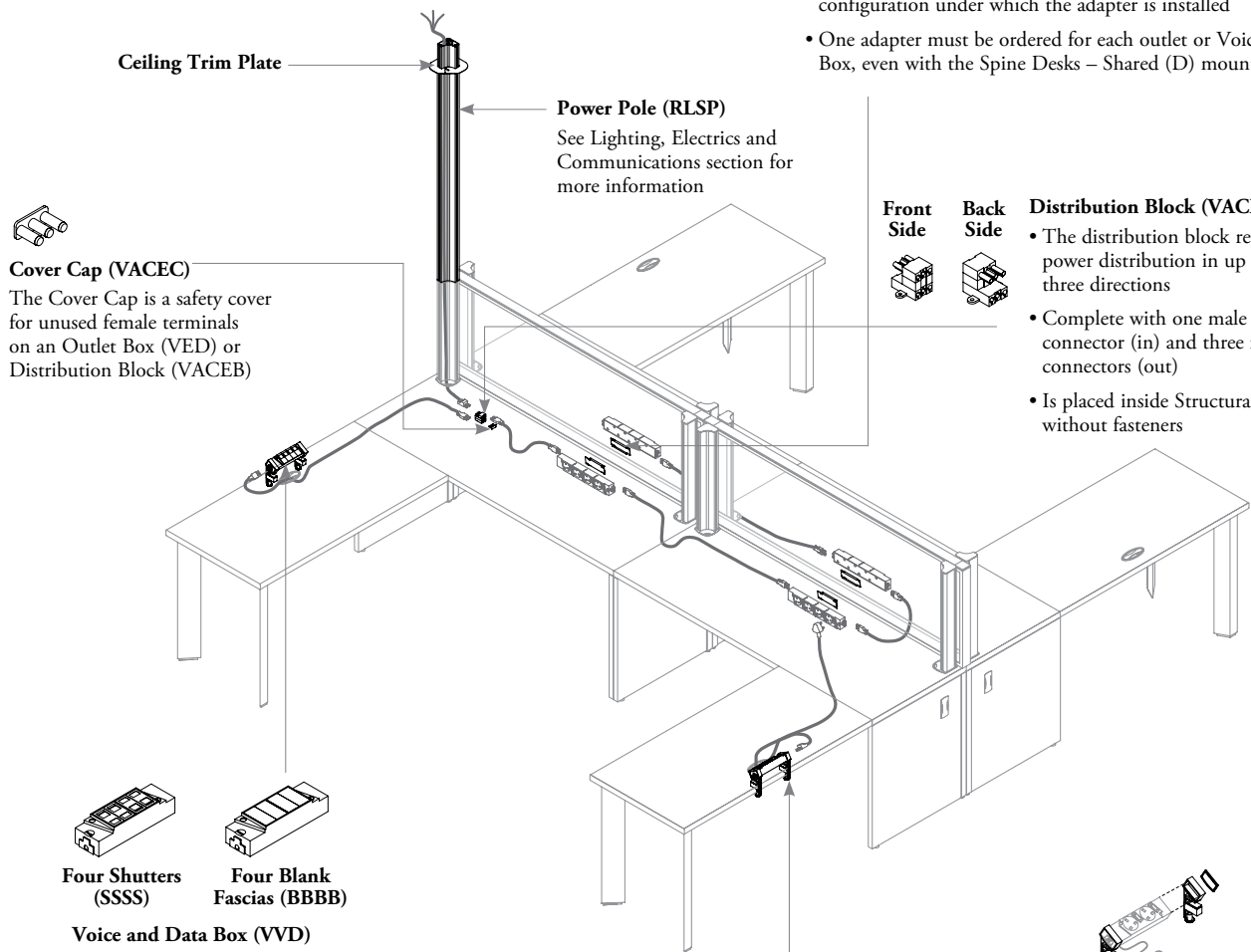
- International Electrics are made with a single circuit, 3-wire directional system
- Power outlet types are available for different regions and have options for fuses and switches

Outlet Types	Country of Installation
 I	Australia & Argentina
 F	Germany
 G	U.K. & Ireland



Desking Adapter for International Electrics (RLI_B)

- Used to attach an Outlet Box (VED) or Voice and Data Box (VVD) to a desk
- Three mounting options are available:
 - Modular Desks (M) (Shown)
 - Spine Desks – Double-Sided (D)
 - Spine Desks – Single-Sided (S)
- Mounting option must be specified according to the desk configuration under which the adapter is installed
- One adapter must be ordered for each outlet or Voice and Data Box, even with the Spine Desks – Shared (D) mounting option



Cover Cap (VACEC)
The Cover Cap is a safety cover for unused female terminals on an Outlet Box (VED) or Distribution Block (VACEB)

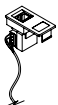
Front Side **Back Side** **Distribution Block (VACEB)**

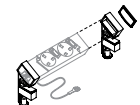
- The distribution block redirects power distribution in up to three directions
- Complete with one male connector (in) and three female connectors (out)
- Is placed inside Structural Beam without fasteners

Four Shutters (SSSS) **Four Blank Fascias (BBBB)**

Voice and Data Box (VVD)

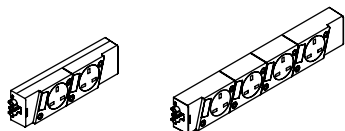
- Provides the user with access to communications and data cables
- Comes with blanks or shutters
- Can be mounted below a desk with a Desking Adapter for International Electrics (RLI_B) or to the edge of a worksurface with Desk Mounting Clips (VACB6)

 **Voice and Data Outlets (VDO)**
The data box outlets are inserted into the Voice and Data Box (VVD) and are ordered separately

 **Desk-Mounting Clips for Outlet Box (VACB6)**

- Can only be used on the side of the worksurface that is semi-supported
- Used to attach an Outlet Box (VED) or Voice and Data Box (VVD) above the worksurface; fits all sizes

international electrics basics (continued)

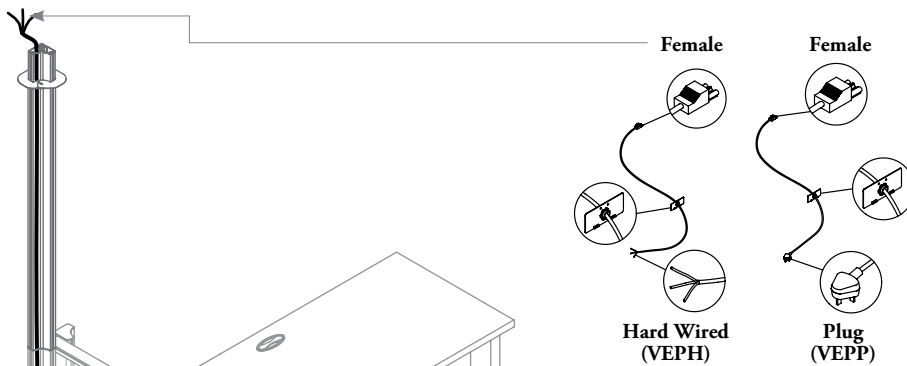


Two Outlets (VED2)

Four Outlets (VED4)

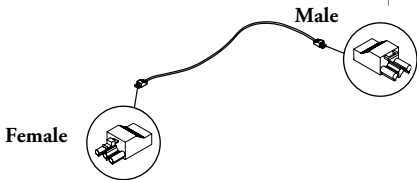
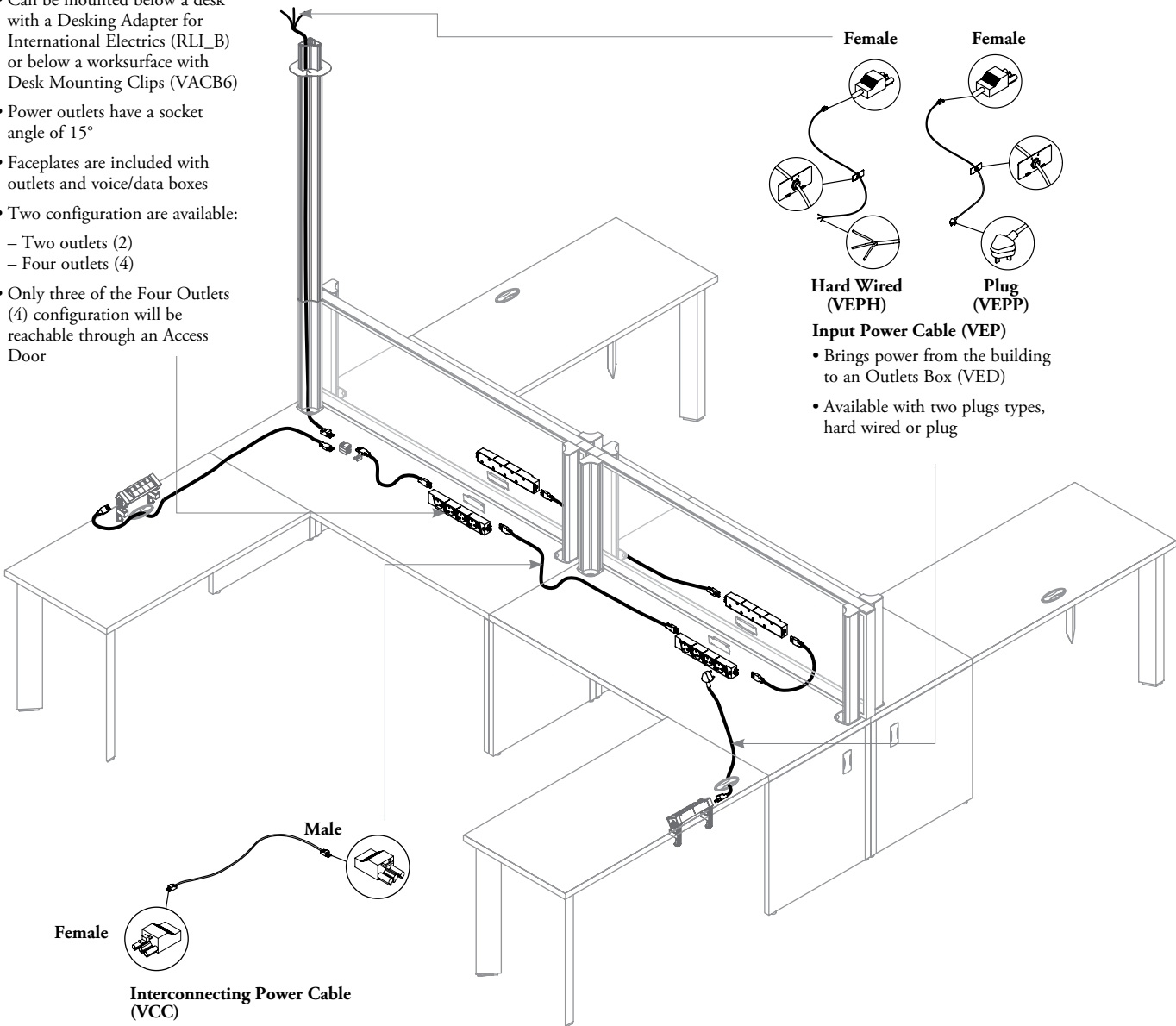
Outlet Box (VED)

- Provides access to power above and below worksurface
- Can be mounted below a desk with a Desking Adapter for International Electrics (RLI_B) or below a worksurface with Desk Mounting Clips (VACB6)
- Power outlets have a socket angle of 15°
- Faceplates are included with outlets and voice/data boxes
- Two configuration are available:
 - Two outlets (2)
 - Four outlets (4)
- Only three of the Four Outlets (4) configuration will be reachable through an Access Door



Input Power Cable (VEP)

- Brings power from the building to an Outlets Box (VED)
- Available with two plugs types, hard wired or plug



Interconnecting Power Cable (VCC)

Routes power between outlet boxes or distribution block under a desk and carries to next desk