

# work tools

FOCUS WALL™ BASICS . . . . .	152
DRYWALL RESTRICTIONS . . . . .	153
ADJACENCY CONDITIONS . . . . .	154
FOCUS WALL™ LINKING STRIPS . . . . .	155
FOCUS BOARD™ BASICS . . . . .	156

# focus wall basics

Focus Walls provide a vertical writable or tackable surface for collaborative environments.

- The 48" height matches up with the datum heights of the Altos working wall for applications where dry wall meets perpendicular to an Altos wall
- The 42" height is most appropriate for use in private dry wall offices and can be mounted from worksurface height to line up with casegood datum lines

### Focus Wall Frame (AFWF)

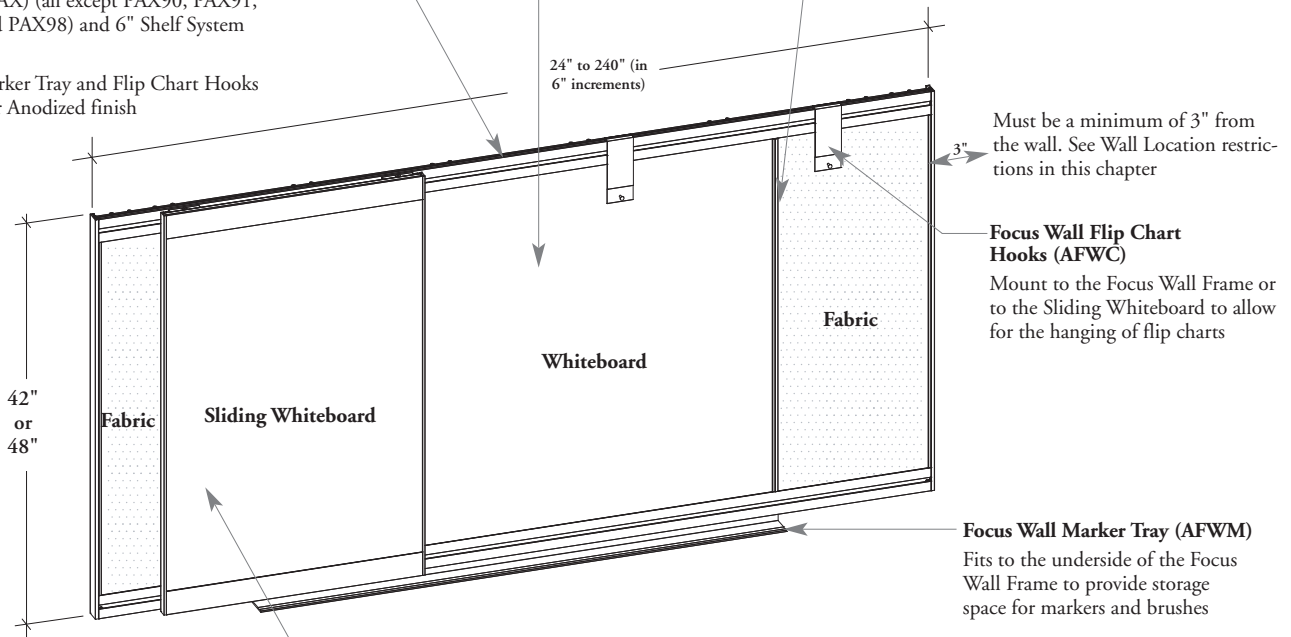
- Package of all pieces necessary to make an empty frame in which to hold a whiteboard, tackboard or combination
- Frame is required for every Focus Wall. The Whiteboard (AFWW) or Tackboard (AFWT) cannot be used on their own
- The Focus Wall is for application onto dry-wall. It cannot be applied to an Altos Wall
- Designed to support compatible Personal Organizers (PAX) (all except PAX90, PAX91, PAX97 and PAX98) and 6" Shelf System (FMS)
- Frame, Marker Tray and Flip Chart Hooks have a clear Anodized finish

### Focus Wall Whiteboard (AFWW)

- Fits into the Focus Wall Frame in order to provide an erasable message board
- Must be specified in the same height and width as the Focus Wall Frame if a full Whiteboard is desired
- Whiteboard is a high quality Porcelain:
  - This product accepts magnets
  - Only dry erase markers can be used

### Focus Wall Tackboard (AFWT)

- Fits into the Focus Wall Frame in order to provide a tackable work tool
- Must be specified in the same height and width as the Focus Wall Frame
- Combination Whiteboard/Tackboard, the total sum should equal the width of the Focus Wall Frame in which the Whiteboard/Tackboard is being applied
- Available in all Teknion Panel Fabrics



### Focus Wall Sliding Whiteboard (AFWS)

- Fits onto the Focus Wall Frame to provide a Sliding, second level writing surface
- The total width should not exceed half of the Focus Wall Frame width

### Focus Wall Marker Tray (AFWM)

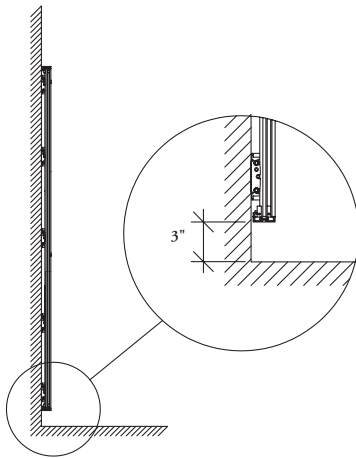
Fits to the underside of the Focus Wall Frame to provide storage space for markers and brushes

### Focus Wall Flip Chart Hooks (AFWC)

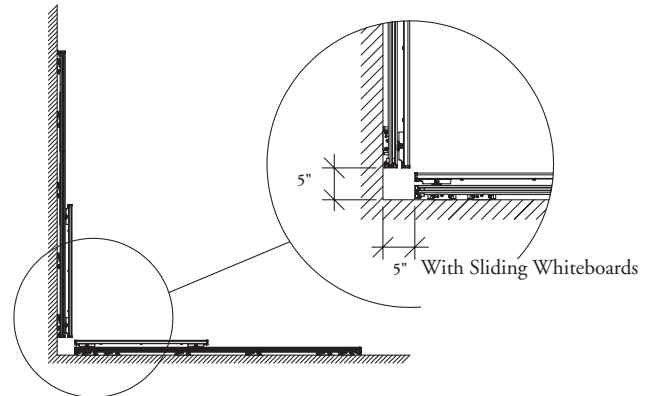
Mount to the Focus Wall Frame or to the Sliding Whiteboard to allow for the hanging of flip charts

## drywall restrictions

The following illustrations demonstrate installation restrictions and are necessary to know in order to accurately specify Focus Wall lengths appropriate for each room and conditions.



The distance between the end of the Focus Wall and the perpendicular wall should be a minimum of 3"



When two Focus Walls are mounted on perpendicular walls, both must be placed a minimum of 5" from the wall

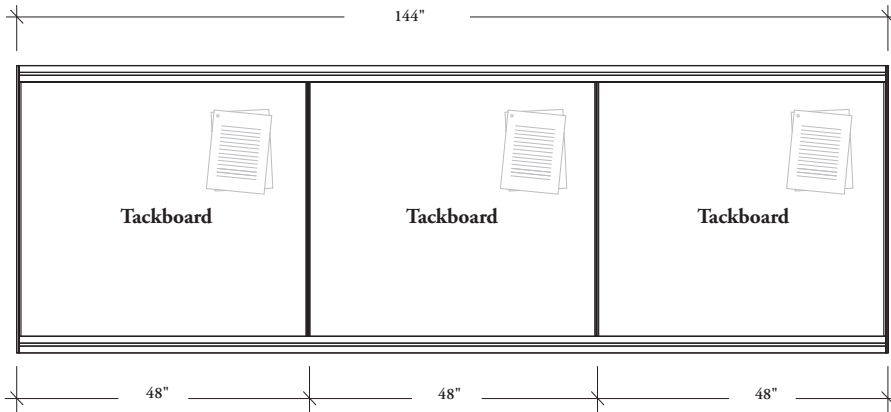
# adjacency conditions

Focus Walls can be specified with a variety of combinations of Tackboards and Whiteboards.

❗ When specifying the Focus Wall Tackboard (AFWT), adjacency conditions must be specified to ensure that the appropriate amount of linking strips are provided for the application desired

### Full Tackboard

When a full tackboard is desired, Adjacency Condition "N" (Not adjacent to another Whiteboard or Tackboard) should be selected

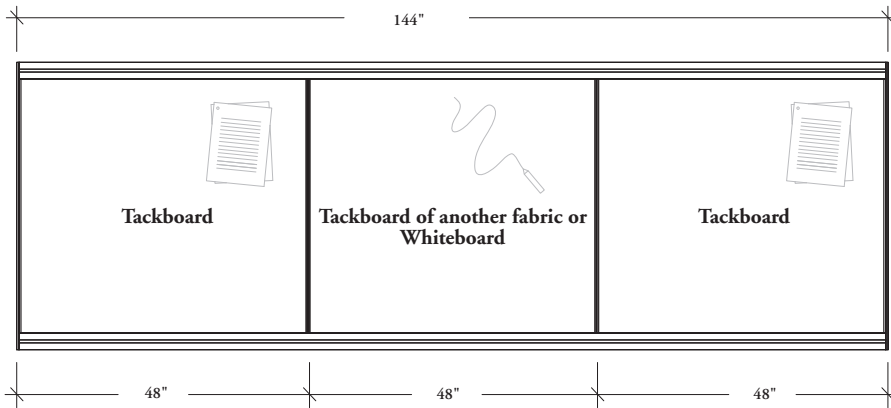


\* Linking Strips provided if 144" Tackboard (AFWT144) is selected  
 AFWF48144 (Frame)  
 AFWT48144\_N (Tackboard)

### Tackboard/Whiteboard Combination (or Tackboard/Tackboard combination of 2 different fabrics)

When a combination Tackboard/Whiteboard/Tackboard is desired (with Whiteboard the middle), Adjacency condition "S" (Adjacent to one Whiteboard or Tackboard of another fabric) should be selected for each tackboard.

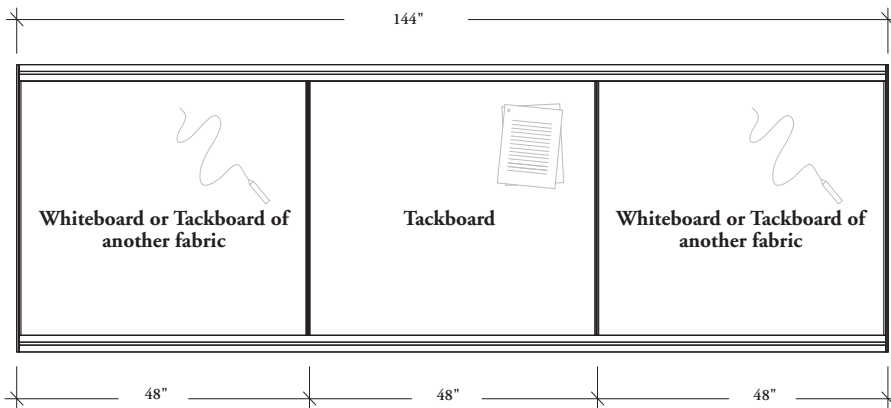
Note: When separated by a Whiteboard, each tackboard should be specified separately (For example 2 x 48" not 96")



AFWF48144 (Frame)  
 AFWW4848 (Whiteboard)  
 2 x AFWT4848\_S (Tackboard)  
 or  
 AFWF48144 (Frame)  
 AFWT4848\_N (Tackboard with Fabric A)  
 2 x AFWT4848\_S (Tackboard with Fabric B)

### Tackboard Whiteboard Combination (or Tackboard/Tackboard combination of 2 different fabrics)

When a combination Whiteboard/Tackboard/Whiteboard is desired (with 2 Whiteboards on the ends), Adjacency condition "D" should be selected



AFWF48144 (Frame)  
 2 x AFWW4848 (Whiteboard)  
 AFWT4848\_D (Tackboard)  
 or  
 AFWF48144 (Frame)  
 2 x AFWT4848\_N (Tackboard with Fabric A)  
 AFWT4848\_D (Tackboard with Fabric B)

# focus wall linking strips

The following chart indicates the number of panels and linking strips provided.

⚠ Although the maximum width available for both the Focus Wall Whiteboard (AFWW) and Focus Wall Tackboard (AFWT) is 20' (240"), the maximum width of a single panel of whiteboard is 8' (96") and of a tackboard is 4' (48"): Larger sizes comprise of various sized panels totalling the width specified in the product code: Linking strips are required to connect these panels together and automatically come with the order when the Whiteboard or Tackboard is specified in sizes larger than 96" (Whiteboard) or 48" (Tackboard).

## Whiteboard (AFWW)

Specified Width	Panels Provided	Linking Strips Provided
24" – 96"	1 Panel	none
102" – 192"	2 Panels of equal width	1
198" – 240"	3 Panels (middle is 96", sides are equal width)	2

## Tackboard (AFWT)

Specified Width	Panels Provided	Linking Strips Provided
12" – 48"	1 Panel	none
54" – 96"	2 Panels of equal width	1
102" – 144"	3 Panels (middle is 48", sides are of equal width)	2
150" – 192"	4 Panels (2 middles are 48", sides are of equal width)	3
198" – 240"	5 Panels (3 middles are 48", sides are equal width)	4

# focus board basics

The Focus Board is a self-contained, closeable, whiteboard which provided a writable work tool.

### Focus Board (AFWB)

- No other components within this section (Frame, Whiteboard, Tackboard etc) need to be specified for the Focus Board to function
- A blocking arm comes on each door to lock it into a 180° position when open
- Has an aesthetic tie to the *Audience* Boardroom furniture

